

**Measure L
Citizens
Oversight
Committee**

March 29, 2023



City ACFR - (Annual Comprehensive Financial Report)

- ✓ ACFR vs. Budget
- ✓ City's formal report with actual results of the year's fiscal activity (as of June 30, 2022)
- ✓ Includes audit & opinion by an independent CPA firm
- ✓ Highly structured presentation of information
- ✓ Presented to City Council in December 2022
- ✓ Prior year's ACFR earned GFOA: Certificate of Achievement for Excellence in Financial Reporting

Financial Performance

FY 2021-22: Year end June 30, 2022

- ✓ Projected: \$5.6 million surplus in Gen Fund
Surplus in early years is part of Measure L plan to ensure long term success
- ✓ Actual: \$9.1 million surplus*
Extra cushion that safeguards Measure L's long-term success
- ✓ Reserves: \$42 million fully available

** Not including additional unspent funds already committed to CIPs*

Financial Performance

FY 2021-22: Year end June 30, 2022 (continued)

- ✓ Revenues: \$1.4 million more than estimated
Sales Tax: Bradley Burns (\$1.2 million) and Measure L (\$362,000), UUT (\$586,000), Property Tax (\$234,000)
Some offset from unrealized gains/losses
- ✓ Expenditures: \$2.1 million less than estimated
Labor (\$974,000), Contractual (\$1.3 million)

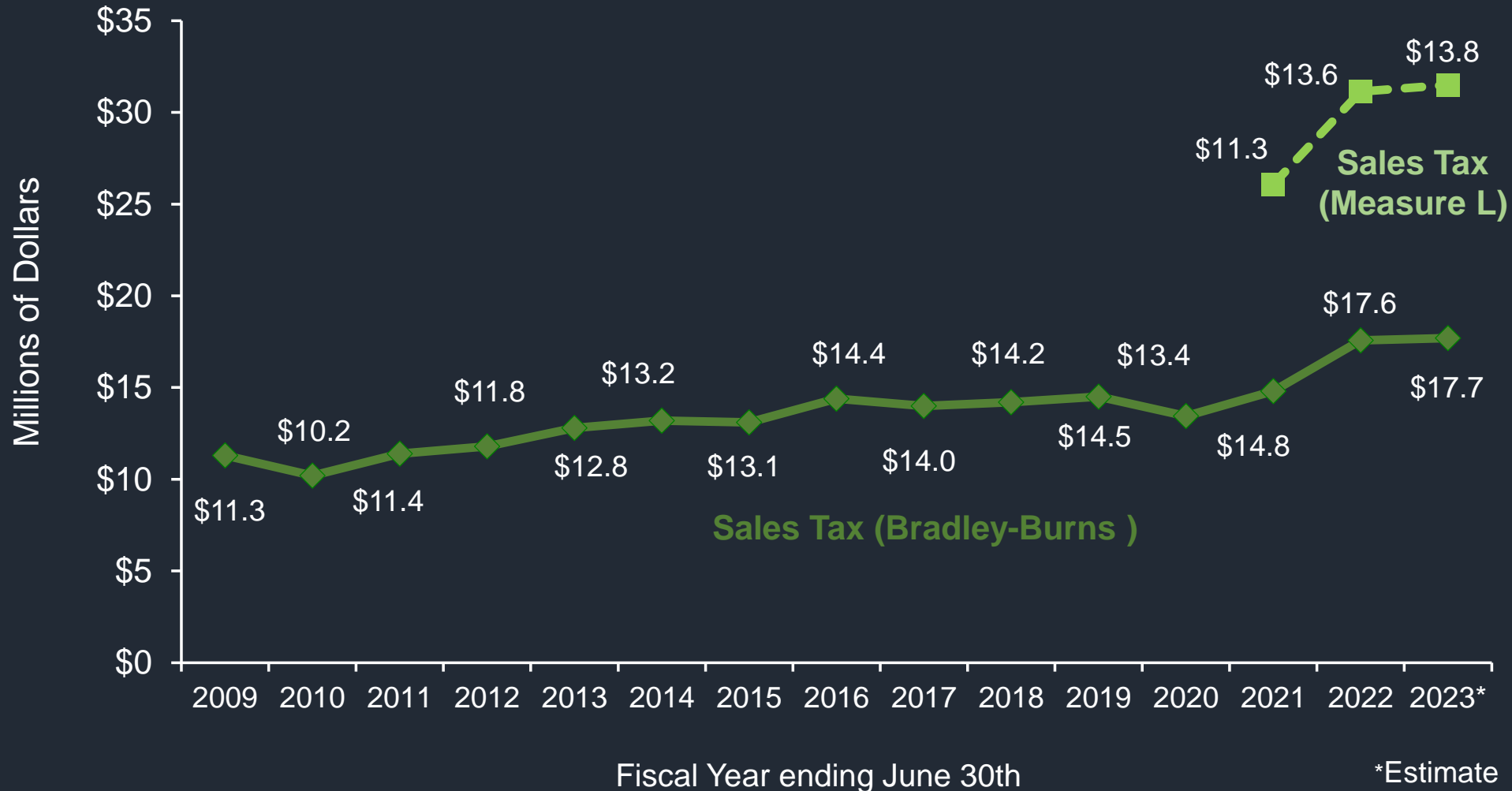
FY 2022-23: Current Year

General Fund Midyear Budget Review

	ADOPTED BUDGET		REVISED BUDGET		FAVORABLE / (UNFAVORABLE)
SOURCES / REVENUES	\$	69,616,740	\$	73,580,000	\$ 3,963,260
USES / EXPENDITURES		68,376,175		69,318,848	(942,673)
PROJECTED SURPLUS	\$	1,240,565	\$	4,261,152	\$ 3,020,587

Sales Tax Revenue History

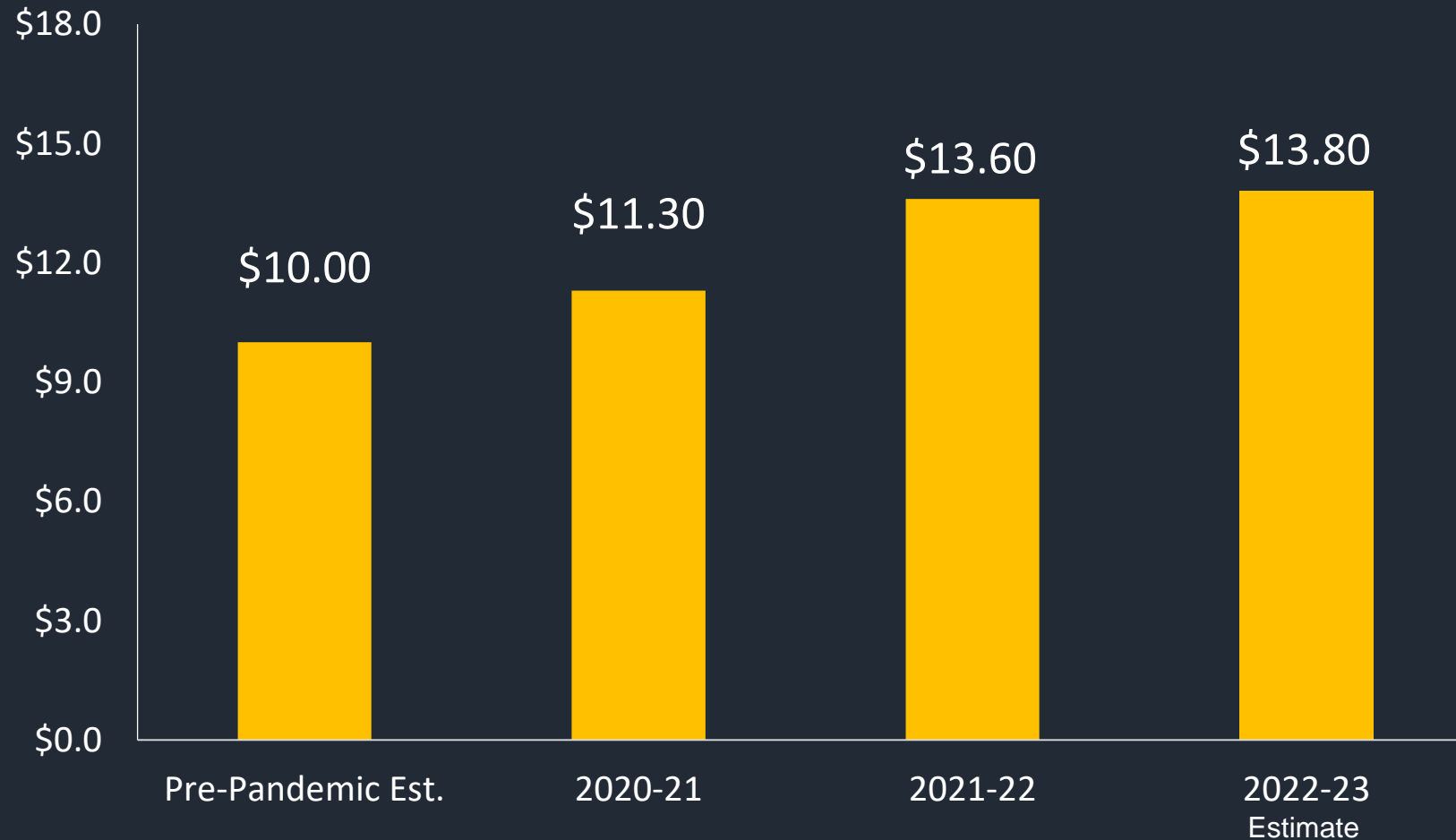
FY 2009 to FY 2023



Measure L

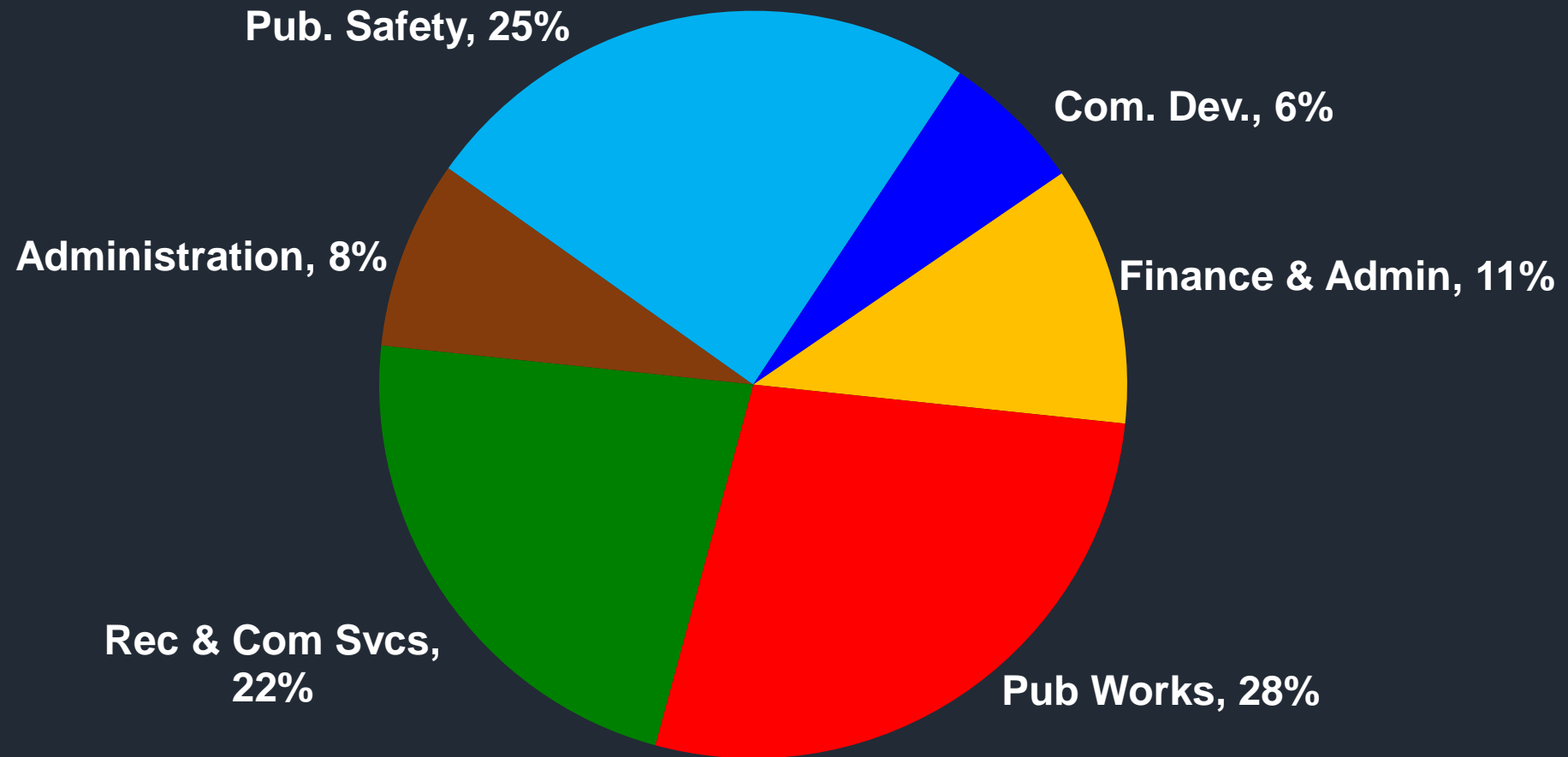
Sales Tax Revenue

(In Millions of \$)



FY 2022-23: Department Expenditures

\$62.9 Million



**Measure L
Citizens
Oversight
Committee**

March 29, 2023

