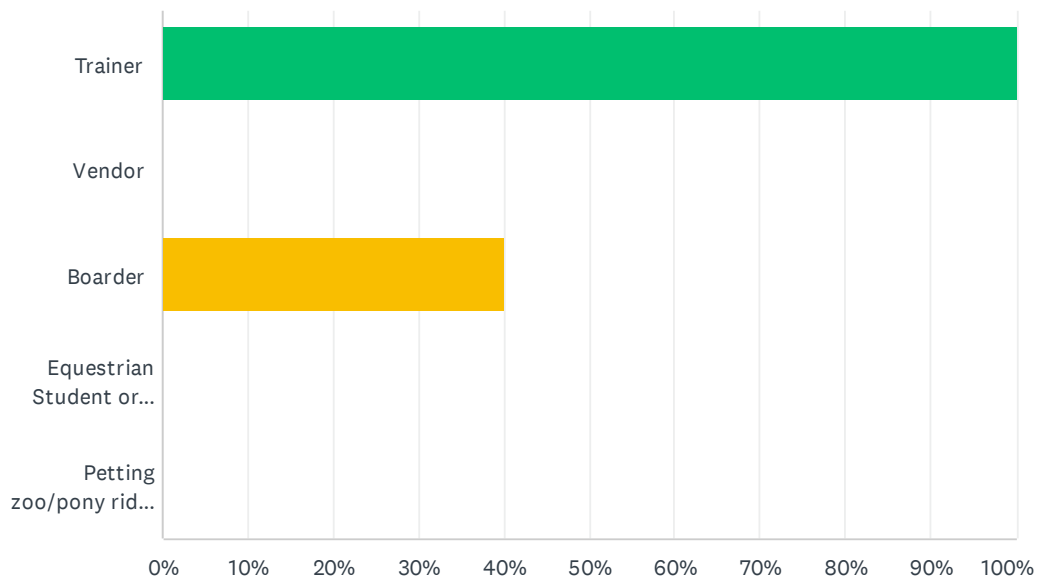


Q1 How would you best describe your user status at the Lakewood Equestrian Center? Check all that apply.

Answered: 5 Skipped: 0

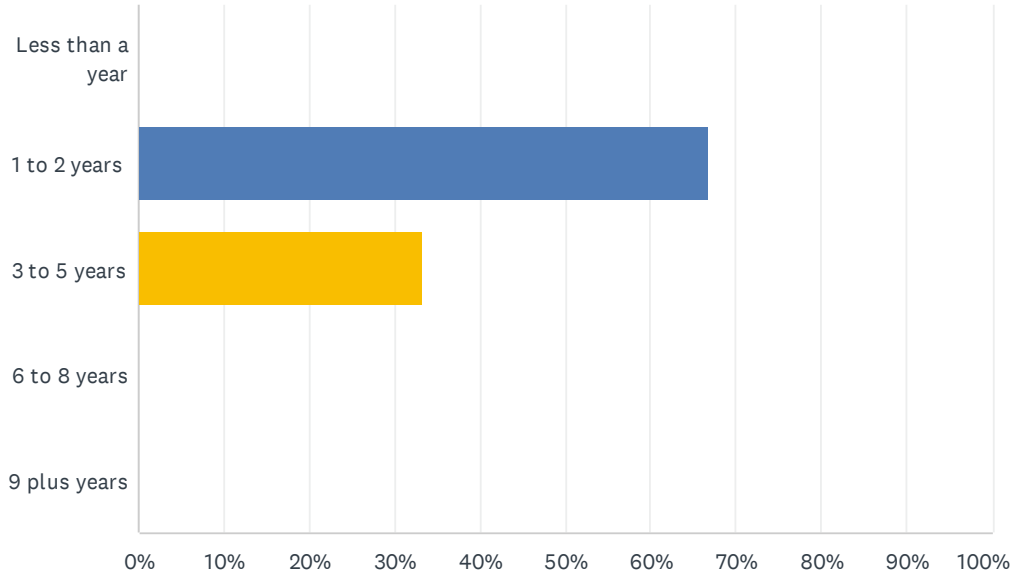


ANSWER CHOICES	RESPONSES
Trainer	100.00% 5
Vendor	0.00% 0
Boarder	40.00% 2
Equestrian Student or Parent of Student	0.00% 0
Petting zoo/pony ride customer	0.00% 0
Total Respondents: 5	

#	IF EQUESTRIAN STUDENT, WHAT TYPE OF LESSONS DO YOU TAKE?	DATE
There are no responses.		

Q2 How long have you been involved with or participated in activities at the Lakewood Equestrian Center?

Answered: 3 Skipped: 2

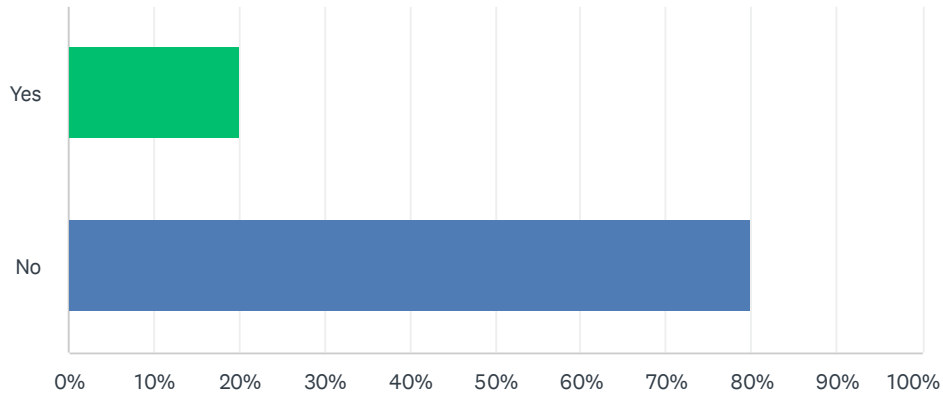


ANSWER CHOICES	RESPONSES
Less than a year	0.00% 0
1 to 2 years	66.67% 2
3 to 5 years	33.33% 1
6 to 8 years	0.00% 0
9 plus years	0.00% 0
TOTAL	3

#	OTHER (PLEASE SPECIFY)	DATE
1	38 yrs	3/22/2023 11:04 AM
2	Occasionally not regularly	3/16/2023 2:15 PM

Q3 Do you reside in the City of Lakewood?

Answered: 5 Skipped: 0

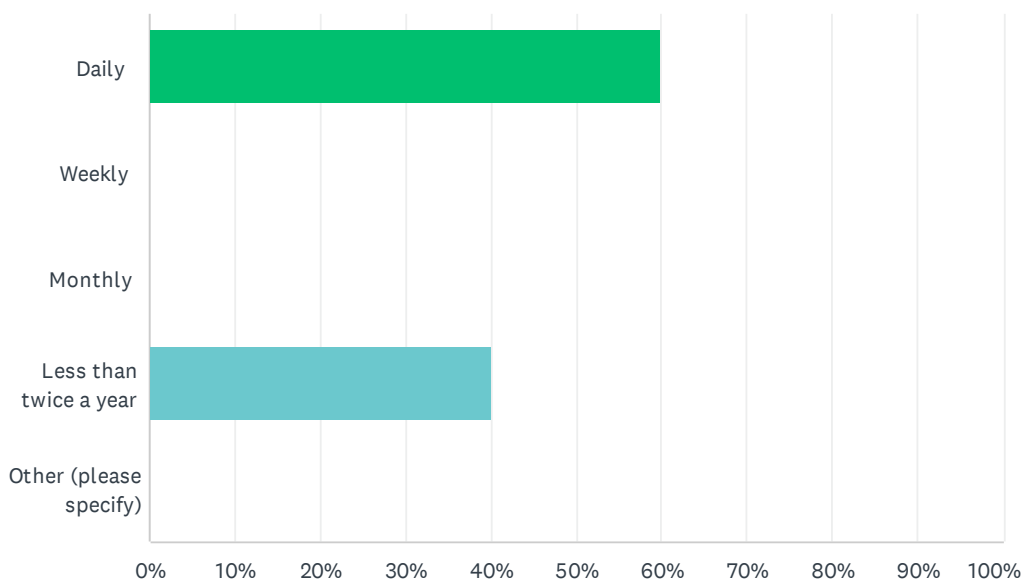


ANSWER CHOICES	RESPONSES
Yes	20.00% 1
No	80.00% 4
TOTAL	5

#	IF NO, IN WHAT CITY DO YOU RESIDE?	DATE
1	Long beach	3/22/2023 11:04 AM
2	Lompoc	3/20/2023 2:11 PM
3	Huntington Beach	3/17/2023 4:00 PM
4	Simi Valley.	3/16/2023 2:15 PM

Q4 How often do you visit the Lakewood Equestrian Center?

Answered: 5 Skipped: 0

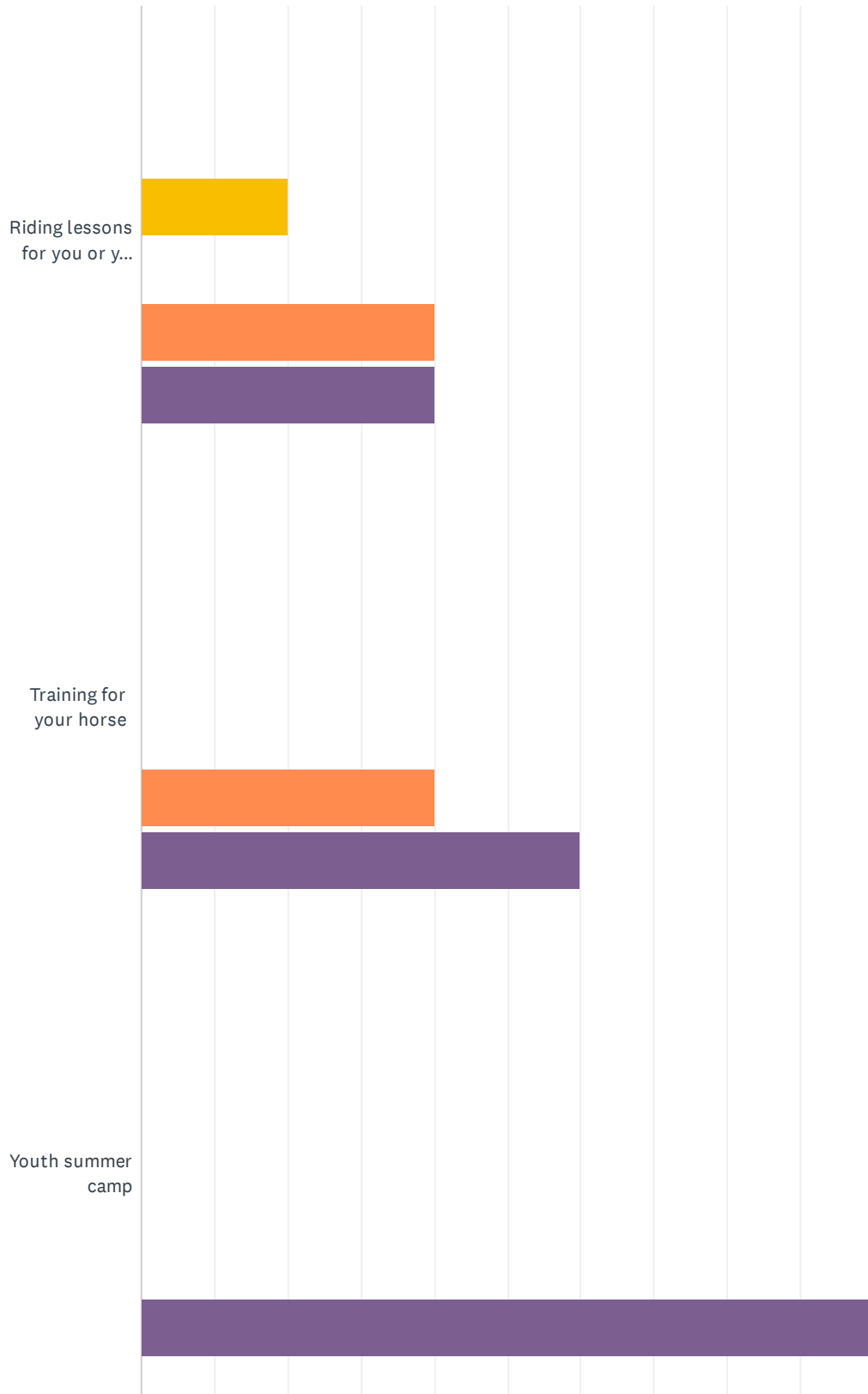


ANSWER CHOICES	RESPONSES
Daily	60.00% 3
Weekly	0.00% 0
Monthly	0.00% 0
Less than twice a year	40.00% 2
Other (please specify)	0.00% 0
TOTAL	5

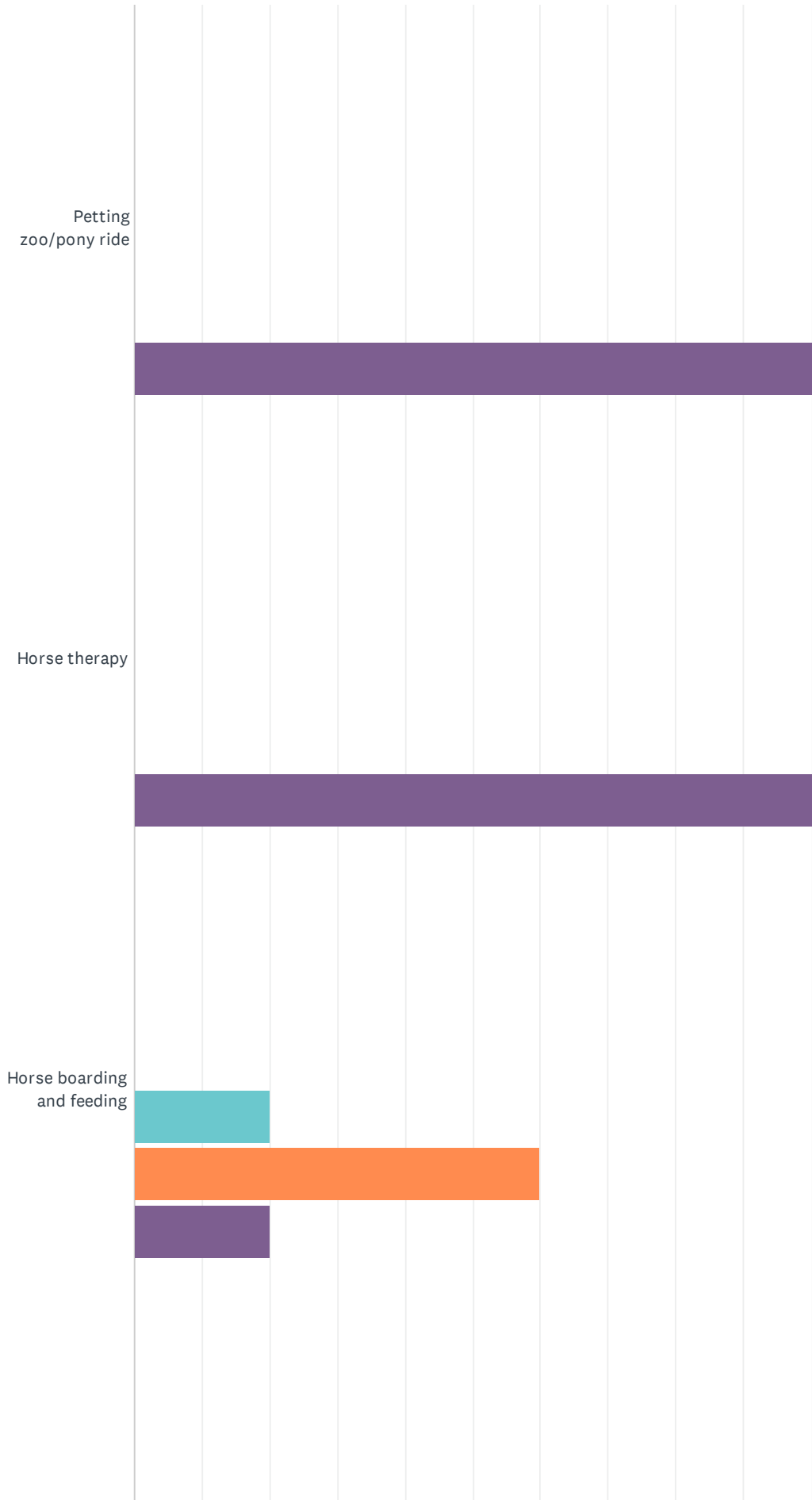
#	OTHER (PLEASE SPECIFY)	DATE
	There are no responses.	

Q5 Rate your satisfaction with each experience you have been involved with at the Lakewood Equestrian Center.

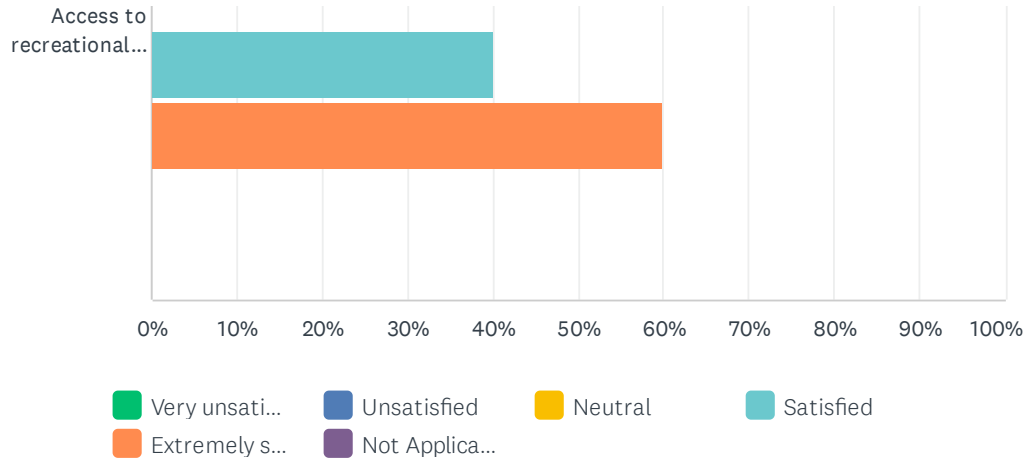
Answered: 5 Skipped: 0



Lakewood Equestrian Center User Survey (March 2023)



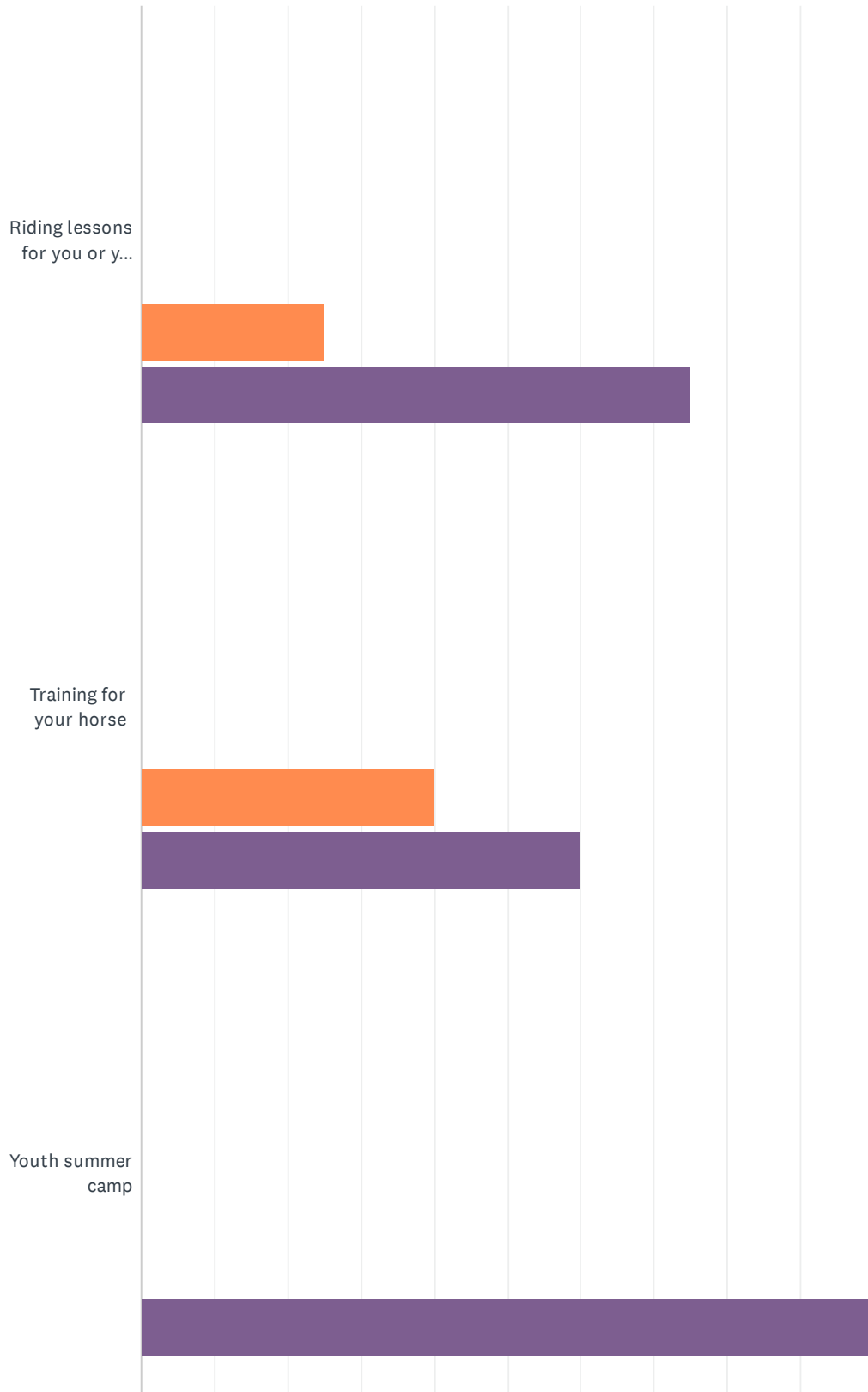
Lakewood Equestrian Center User Survey (March 2023)



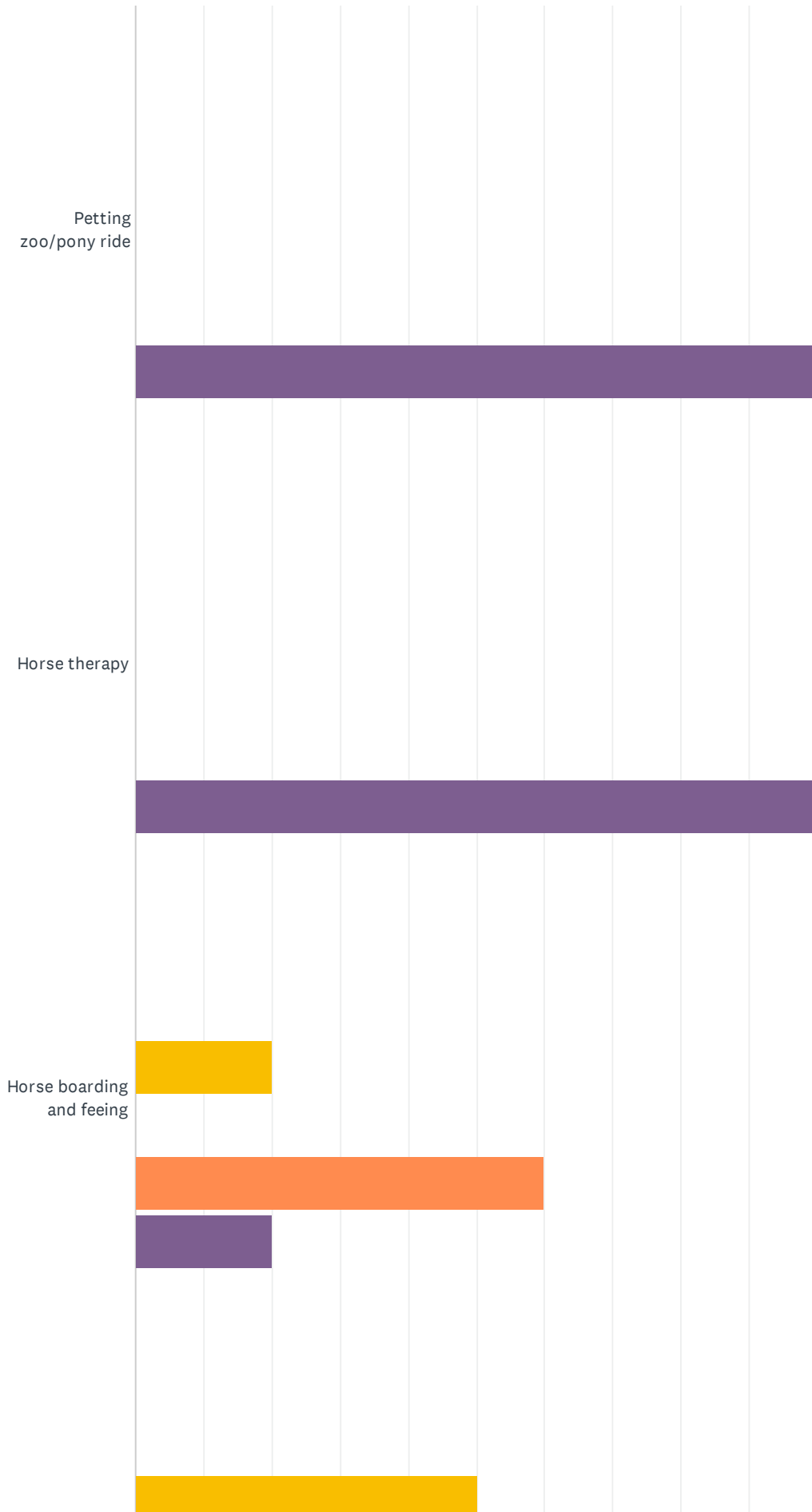
	VERY UNSATISFIED	UNSATISFIED	NEUTRAL	SATISFIED	EXTREMELY SATISFIED	NOT APPLICABLE	TOTAL
Riding lessons for you or your child	0.00% 0	0.00% 0	20.00% 1	0.00% 0	40.00% 2	40.00% 2	5
Training for your horse	0.00% 0	0.00% 0	0.00% 0	0.00% 0	40.00% 2	60.00% 3	5
Youth summer camp	0.00% 0	0.00% 0	0.00% 0	0.00% 0	0.00% 0	100.00% 5	5
Petting zoo/pony ride	0.00% 0	0.00% 0	0.00% 0	0.00% 0	0.00% 0	100.00% 5	5
Horse therapy	0.00% 0	0.00% 0	0.00% 0	0.00% 0	0.00% 0	100.00% 5	5
Horse boarding and feeding	0.00% 0	0.00% 0	0.00% 0	20.00% 1	60.00% 3	20.00% 1	5
Access to recreational riding	0.00% 0	0.00% 0	0.00% 0	40.00% 2	60.00% 3	0.00% 0	5

Q6 During your visits for the following services, how would you rate the quality of the service provider for the cost of the service?

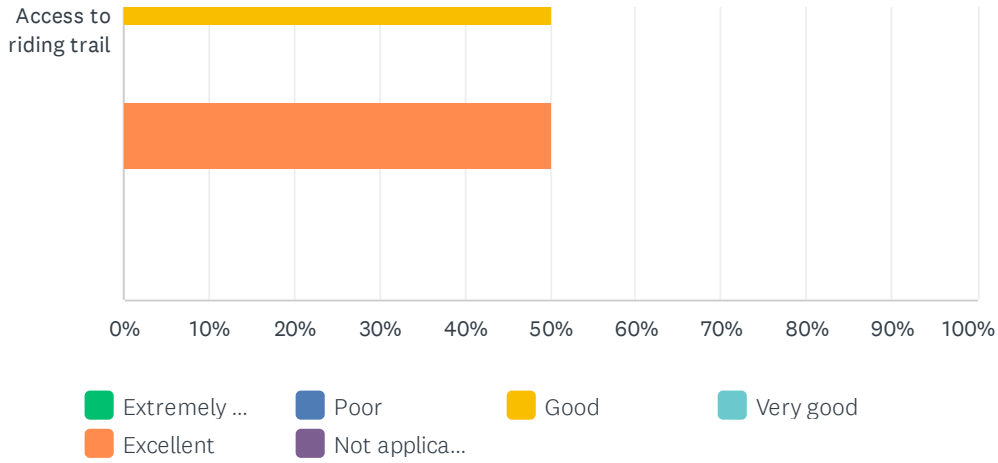
Answered: 5 Skipped: 0



Lakewood Equestrian Center User Survey (March 2023)



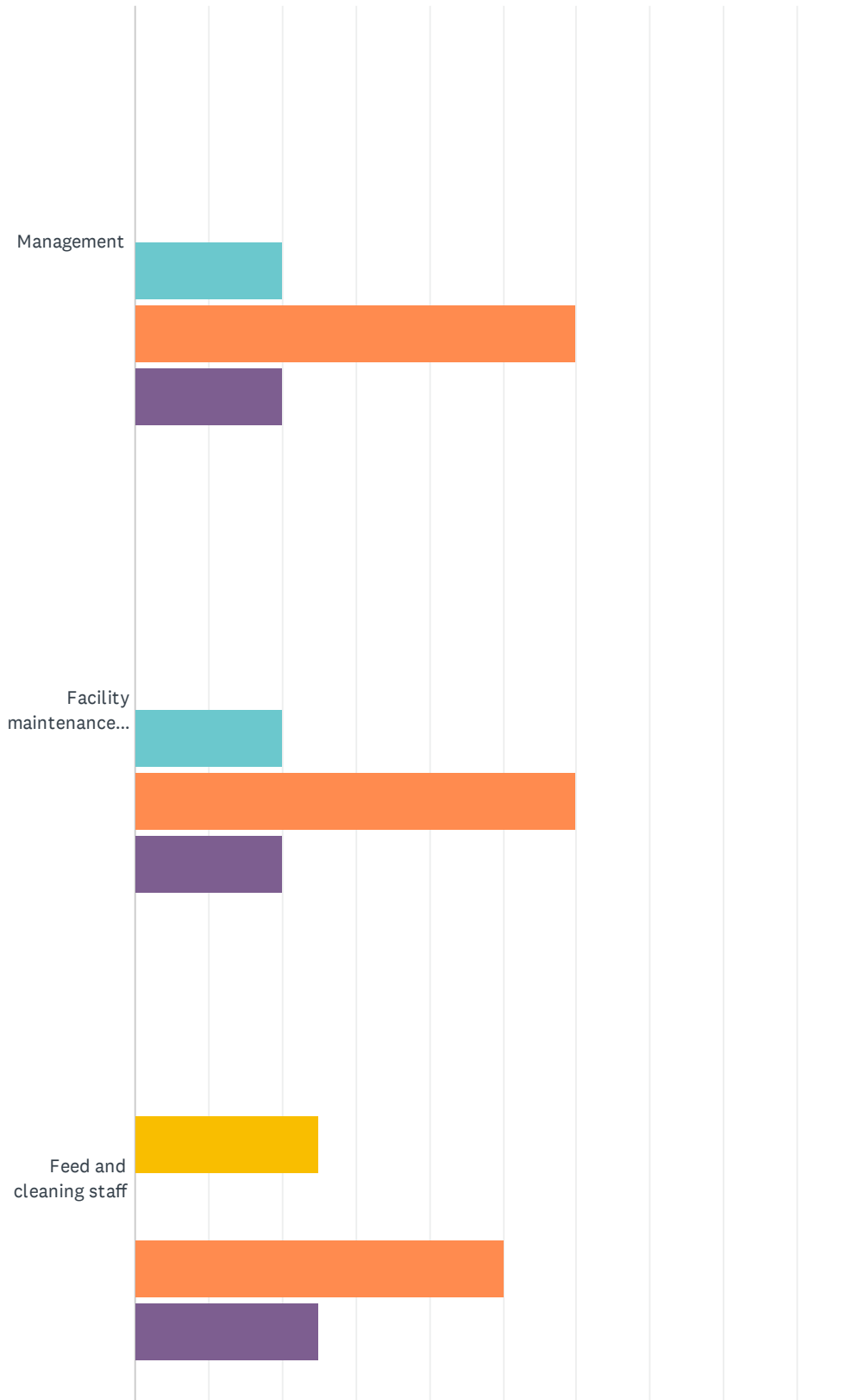
Lakewood Equestrian Center User Survey (March 2023)



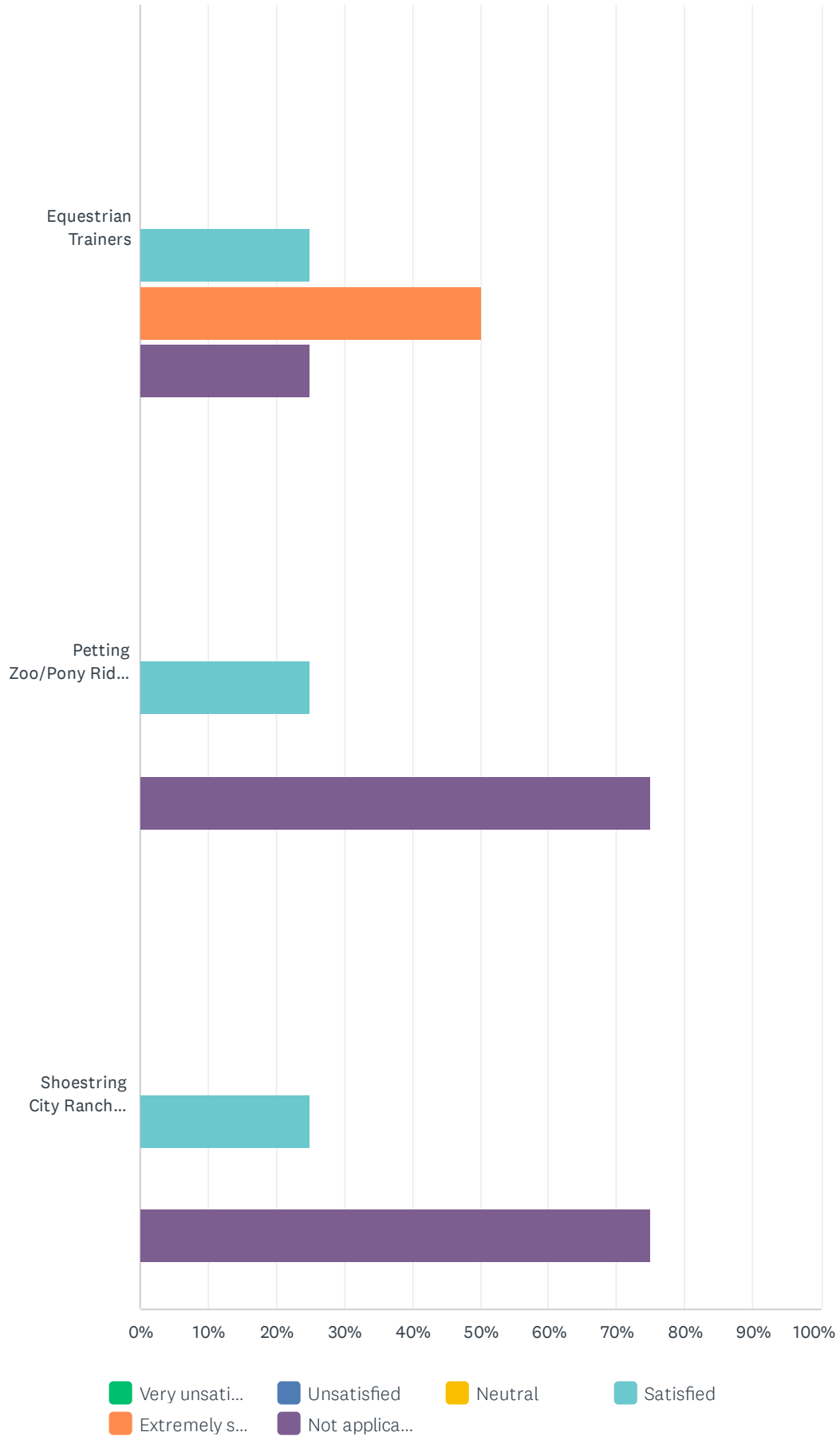
	EXTREMELY POOR	POOR	GOOD	VERY GOOD	EXCELLENT	NOT APPLICABLE	TOTAL
Riding lessons for you or your child	0.00% 0	0.00% 0	0.00% 0	0.00% 0	25.00% 1	75.00% 3	4
Training for your horse	0.00% 0	0.00% 0	0.00% 0	0.00% 0	40.00% 2	60.00% 3	5
Youth summer camp	0.00% 0	0.00% 0	0.00% 0	0.00% 0	0.00% 0	100.00% 4	4
Petting zoo/pony ride	0.00% 0	0.00% 0	0.00% 0	0.00% 0	0.00% 0	100.00% 4	4
Horse therapy	0.00% 0	0.00% 0	0.00% 0	0.00% 0	0.00% 0	100.00% 4	4
Horse boarding and feeding	0.00% 0	0.00% 0	20.00% 1	0.00% 0	60.00% 3	20.00% 1	5
Access to riding trail	0.00% 0	0.00% 0	50.00% 2	0.00% 0	50.00% 2	0.00% 0	4

Q7 How satisfied are you with the level of knowledge and expertise of the following facility personnel?

Answered: 5 Skipped: 0



Lakewood Equestrian Center User Survey (March 2023)

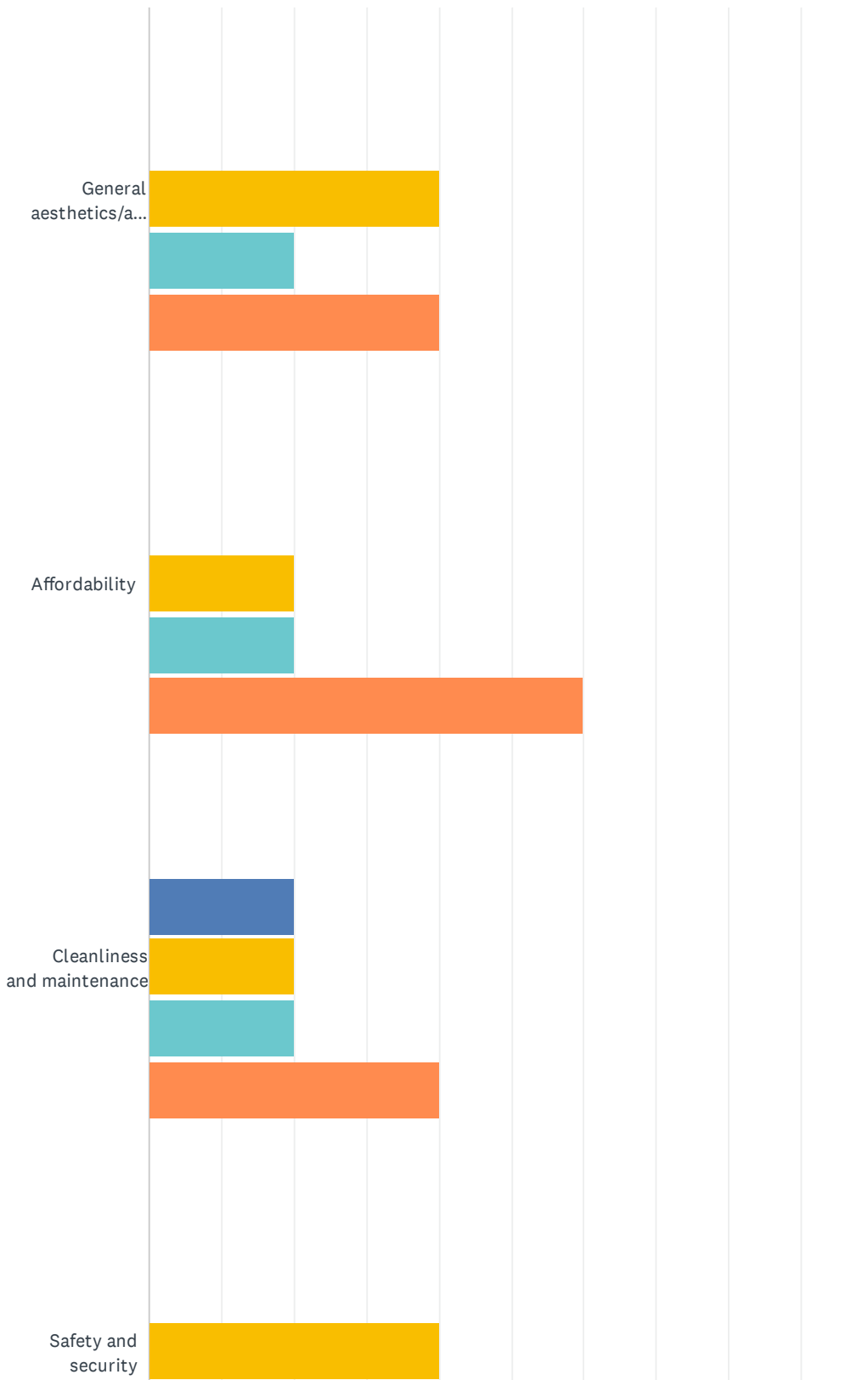


Lakewood Equestrian Center User Survey (March 2023)

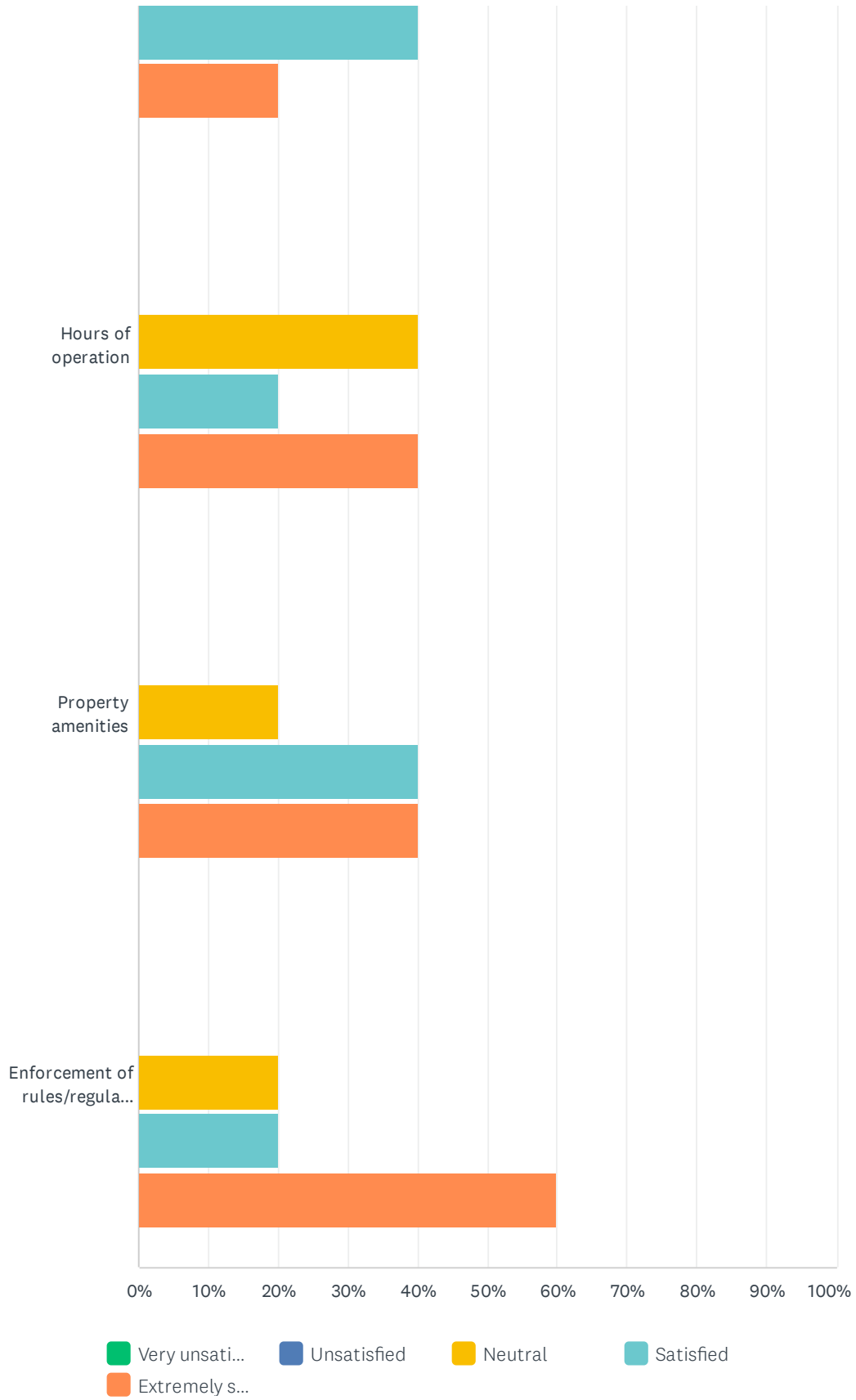
	VERY UNSATISFIED	UNSATISFIED	NEUTRAL	SATISFIED	EXTREMELY SATISFIED	NOT APPLICABLE	TOTAL
Management	0.00% 0	0.00% 0	0.00% 0	20.00% 1	60.00% 3	20.00% 1	5
Facility maintenance staff	0.00% 0	0.00% 0	0.00% 0	20.00% 1	60.00% 3	20.00% 1	5
Feed and cleaning staff	0.00% 0	0.00% 0	25.00% 1	0.00% 0	50.00% 2	25.00% 1	4
Equestrian Trainers	0.00% 0	0.00% 0	0.00% 0	25.00% 1	50.00% 2	25.00% 1	4
Petting Zoo/Pony Ride Operation	0.00% 0	0.00% 0	0.00% 0	25.00% 1	0.00% 0	75.00% 3	4
Shoestring City Ranch Non-profit	0.00% 0	0.00% 0	0.00% 0	25.00% 1	0.00% 0	75.00% 3	4

Q8 Rate your overall satisfaction with the Lakewood Equestrian Center facility in each of the following areas:

Answered: 5 Skipped: 0



Lakewood Equestrian Center User Survey (March 2023)

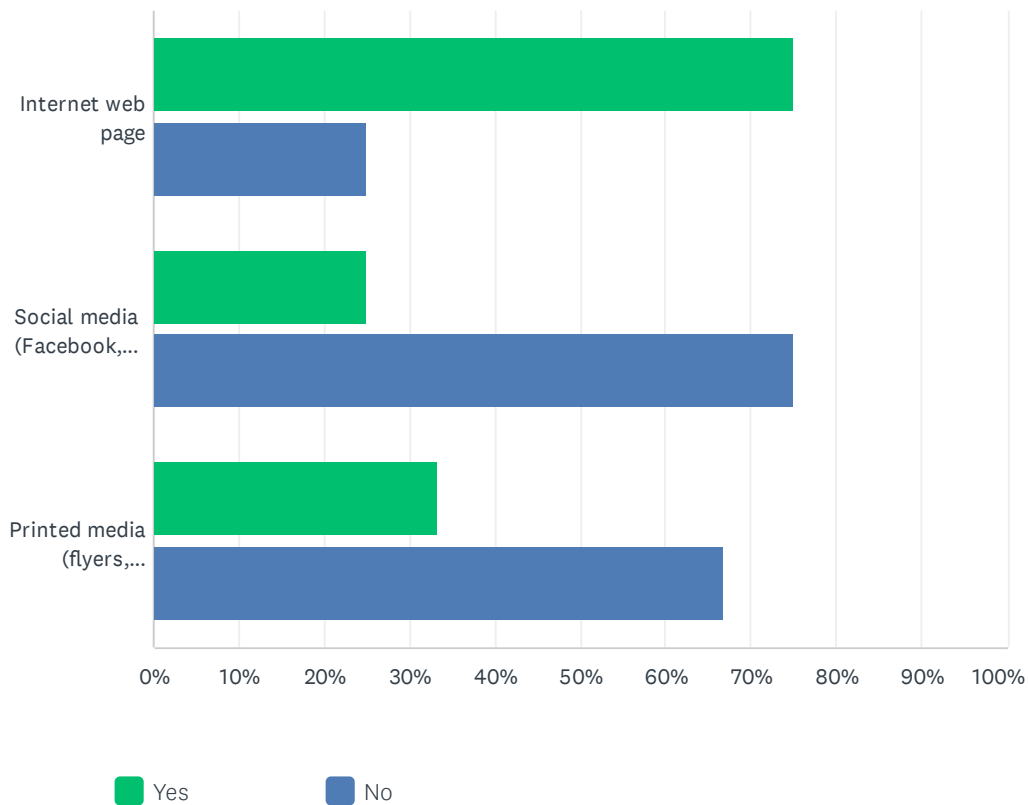


Lakewood Equestrian Center User Survey (March 2023)

	VERY UNSATISFIED	UNSATISFIED	NEUTRAL	SATISFIED	EXTREMELY SATISFIED	TOTAL
General aesthetics/accessibility	0.00% 0	0.00% 0	40.00% 2	20.00% 1	40.00% 2	5
Affordability	0.00% 0	0.00% 0	20.00% 1	20.00% 1	60.00% 3	5
Cleanliness and maintenance	0.00% 0	20.00% 1	20.00% 1	20.00% 1	40.00% 2	5
Safety and security	0.00% 0	0.00% 0	40.00% 2	40.00% 2	20.00% 1	5
Hours of operation	0.00% 0	0.00% 0	40.00% 2	20.00% 1	40.00% 2	5
Property amenities	0.00% 0	0.00% 0	20.00% 1	40.00% 2	40.00% 2	5
Enforcement of rules/regulations	0.00% 0	0.00% 0	20.00% 1	20.00% 1	60.00% 3	5

Q9 Should the Lakewood Equestrian Center increase its presence in the following areas?

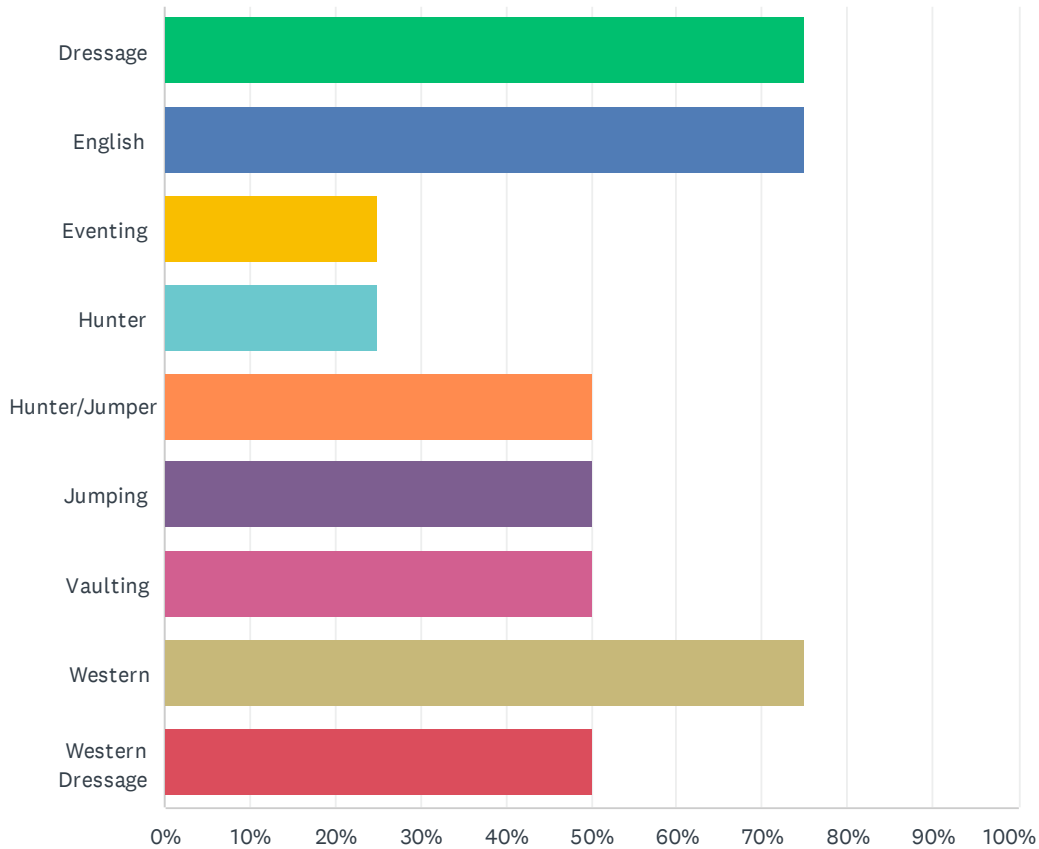
Answered: 4 Skipped: 1



	YES	NO	TOTAL	WEIGHTED AVERAGE
Internet web page	75.00% 3	25.00% 1	4	1.25
Social media (Facebook, Instagram, Twitter, Nextdoor)	25.00% 1	75.00% 3	4	1.75
Printed media (flyers, poster, print ads)	33.33% 1	66.67% 2	3	1.67

Q10 What type of equestrian training disciplines would you like maintained and/or added at the Lakewood Equestrian Center? Check all that apply.

Answered: 4 Skipped: 1



ANSWER CHOICES	RESPONSES
Dressage	75.00% 3
English	75.00% 3
Eventing	25.00% 1
Hunter	25.00% 1
Hunter/Jumper	50.00% 2
Jumping	50.00% 2
Vaulting	50.00% 2
Western	75.00% 3
Western Dressage	50.00% 2
Total Respondents: 4	

#	OTHER (PLEASE SPECIFY)	DATE
---	------------------------	------

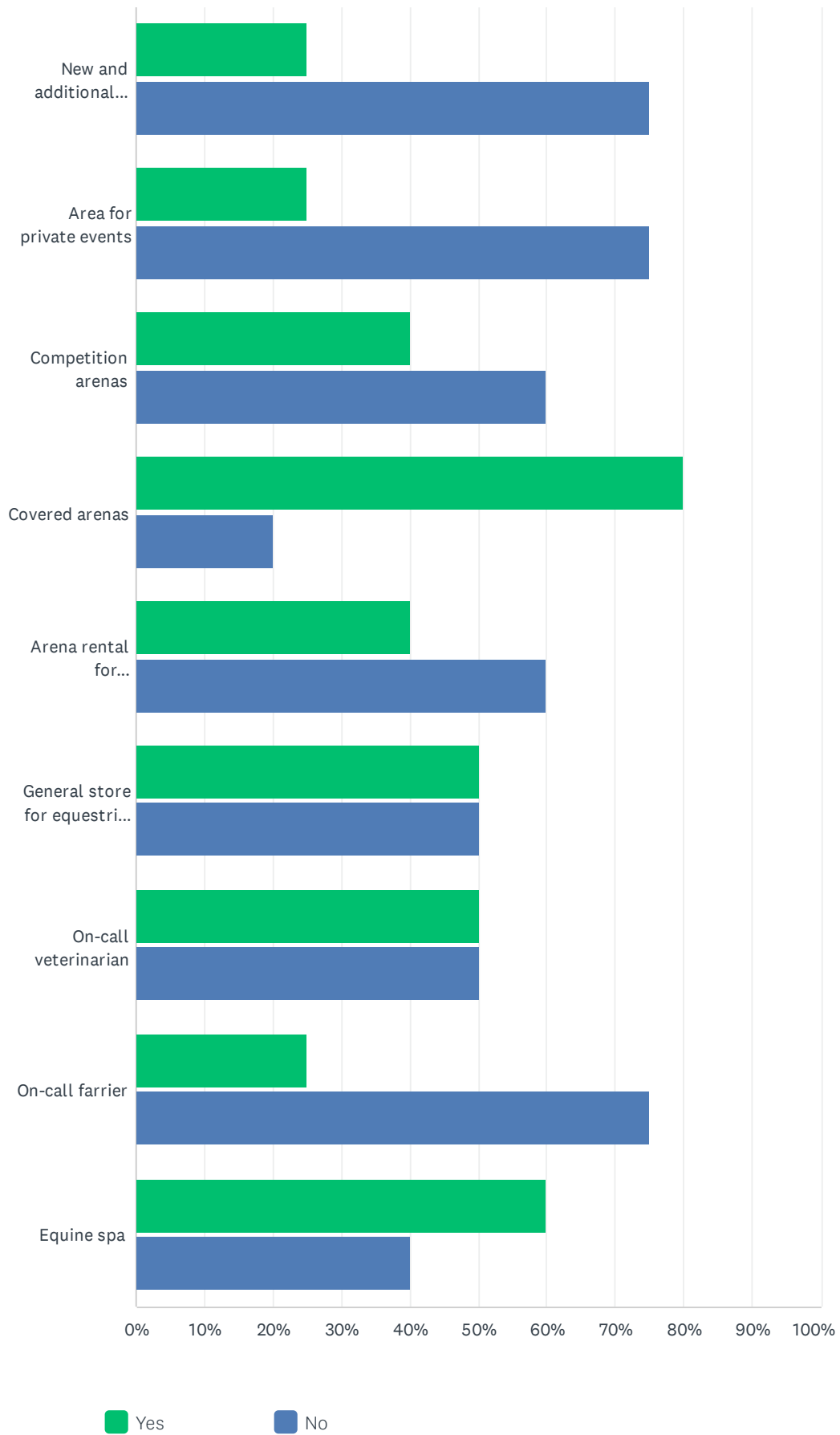
Lakewood Equestrian Center User Survey (March 2023)

1	Cow work. Sorting. Team penning. Barrel Racing.	3/16/2023 2:15 PM
2	Natural horsemanship	3/11/2023 5:22 AM

Q11 Would you like to see any of the following new amenities and user opportunities offered at the Lakewood Equestrian Center?

Answered: 5 Skipped: 0

Lakewood Equestrian Center User Survey (March 2023)

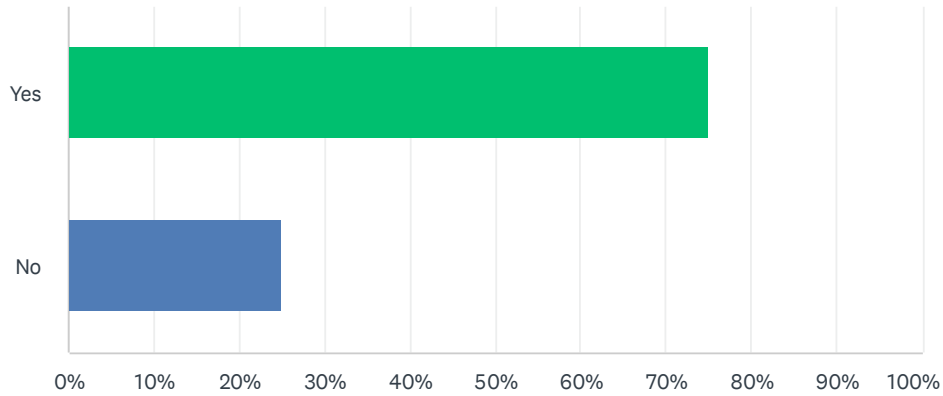


Lakewood Equestrian Center User Survey (March 2023)

	YES	NO	TOTAL	WEIGHTED AVERAGE
New and additional picnic areas	25.00% 1	75.00% 3	4	1.75
Area for private events	25.00% 1	75.00% 3	4	1.75
Competition arenas	40.00% 2	60.00% 3	5	1.60
Covered arenas	80.00% 4	20.00% 1	5	1.20
Arena rental for non-boarders	40.00% 2	60.00% 3	5	1.60
General store for equestrian supplies, snacks and refreshments	50.00% 2	50.00% 2	4	1.50
On-call veterinarian	50.00% 2	50.00% 2	4	1.50
On-call farrier	25.00% 1	75.00% 3	4	1.75
Equine spa	60.00% 3	40.00% 2	5	1.40

Q12 Should the Lakewood Equestrian Center increase its access to the public by hosting community special events and private events?

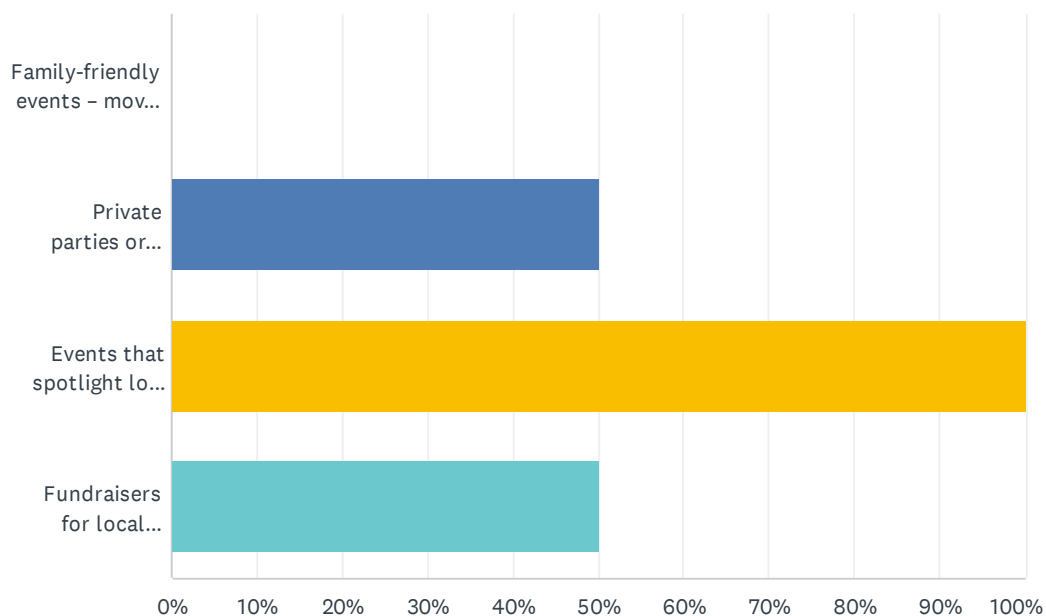
Answered: 4 Skipped: 1



ANSWER CHOICES	RESPONSES	
Yes	75.00%	3
No	25.00%	1
TOTAL		4

Q13 In what types of events would you participate? Check all that apply.

Answered: 2 Skipped: 3

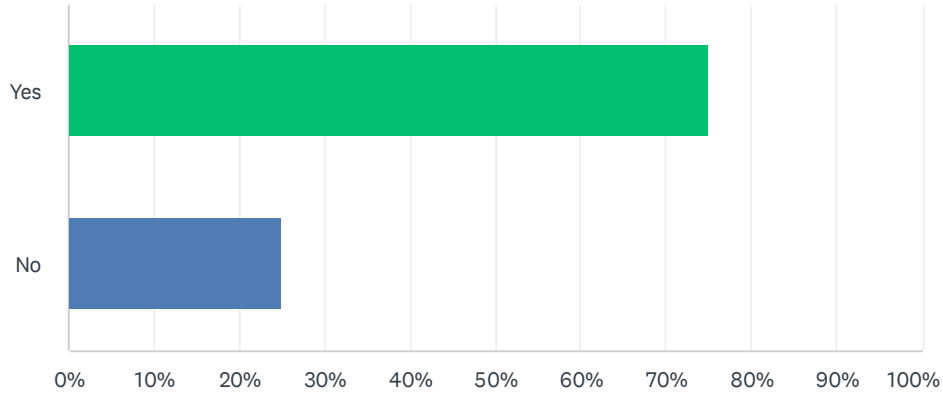


ANSWER CHOICES	RESPONSES
Family-friendly events – movie nights, holiday festivities, etc.	0.00% 0
Private parties or celebrations – birthday parties, weddings, etc.	50.00% 1
Events that spotlight local vendors – farmers’ markets, crafts fairs, etc.	100.00% 2
Fundraisers for local nonprofit organizations	50.00% 1
Total Respondents: 2	

#	OTHER (PLEASE SPECIFY)	DATE
1	Barn dances	3/17/2023 4:01 PM
2	None of the options mentioned	3/11/2023 5:22 AM

Q14 Do you think the Lakewood Equestrian Center would benefit from the establishment of a nonprofit organization to support equestrian activities and facility improvements on the property?

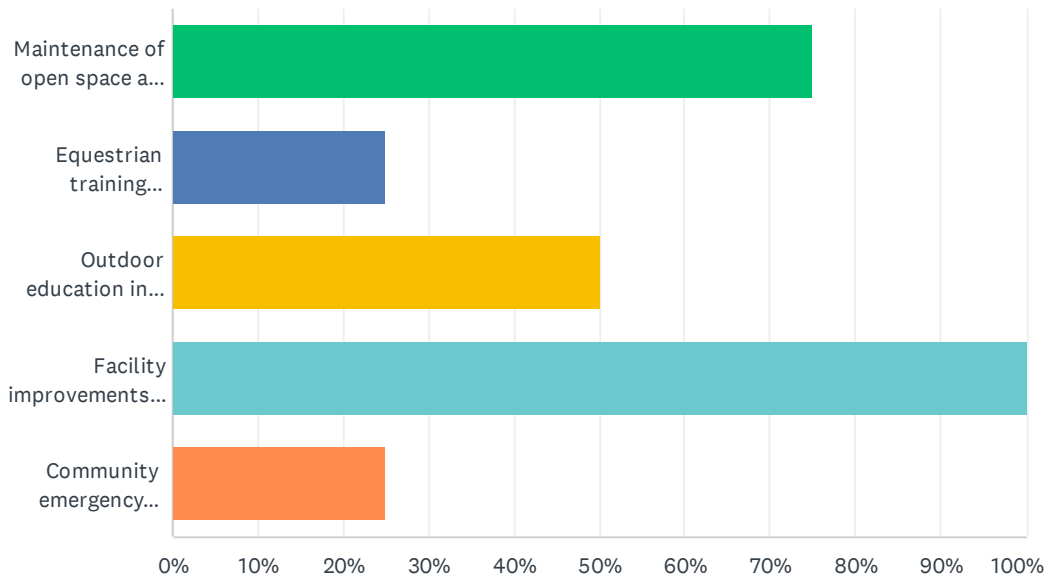
Answered: 4 Skipped: 1



ANSWER CHOICES	RESPONSES
Yes	75.00% 3
No	25.00% 1
TOTAL	4

Q15 What would you like to see, as part of the nonprofit’s mission? Check all that apply.

Answered: 4 Skipped: 1

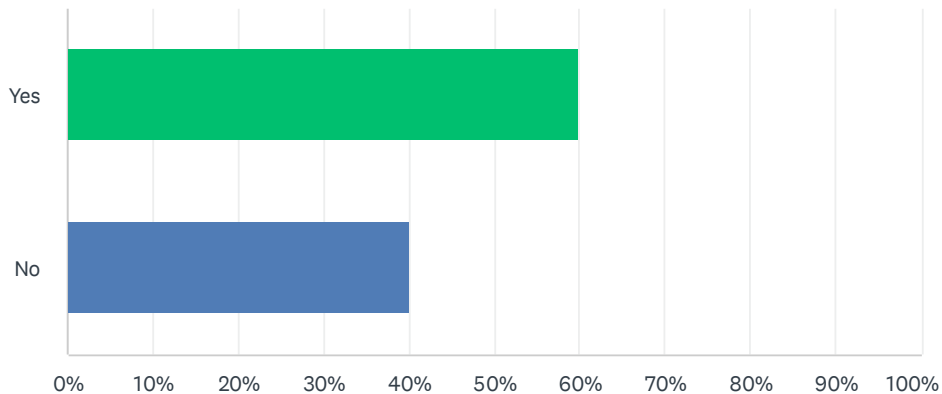


ANSWER CHOICES	RESPONSES	
Maintenance of open space and recreation for equestrians	75.00%	3
Equestrian training opportunities for low-income families	25.00%	1
Outdoor education in animal care and nature for school-age children	50.00%	2
Facility improvements (building construction, landscaping, etc.)	100.00%	4
Community emergency preparedness and response	25.00%	1
Total Respondents: 4		

#	OTHER (PLEASE SPECIFY)	DATE
	There are no responses.	

Q16 Are you a boarder, equestrian student or parent of an equestrian student at the Lakewood Equestrian Center?

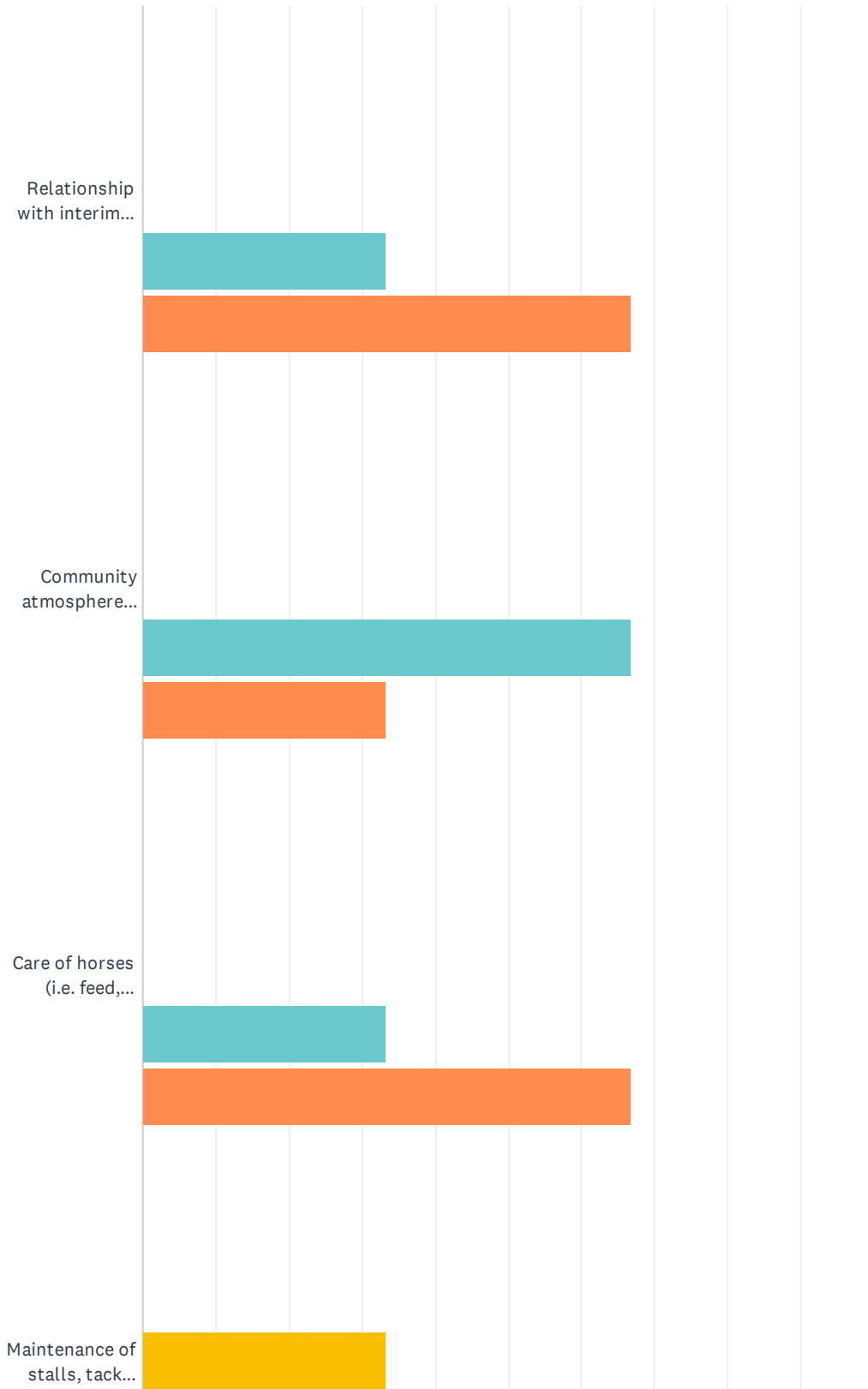
Answered: 5 Skipped: 0



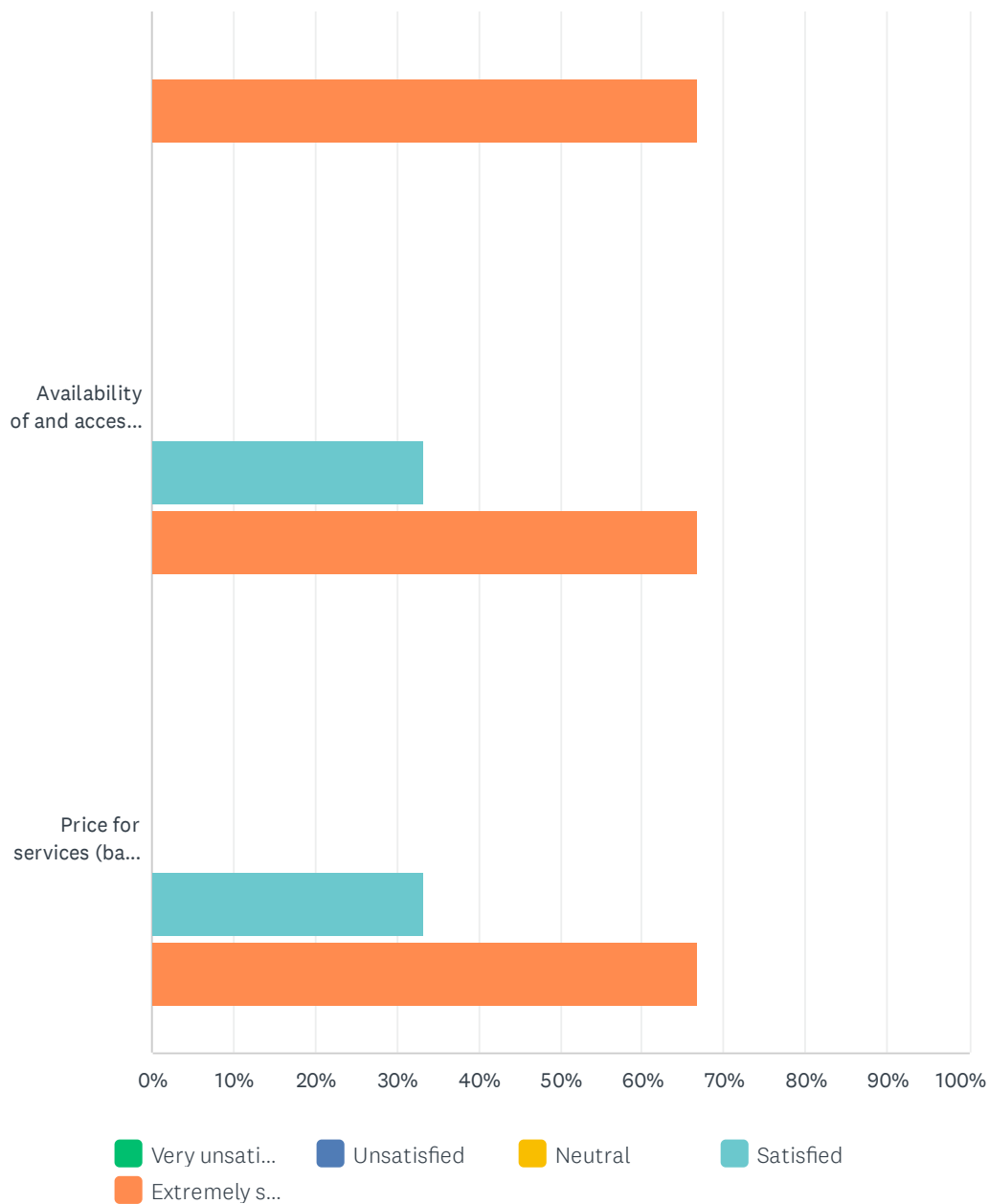
ANSWER CHOICES	RESPONSES	
Yes	60.00%	3
No	40.00%	2
TOTAL		5

Q17 If you board your horse at the Lakewood Equestrian Center, please rate your satisfaction as a boarder.

Answered: 3 Skipped: 2



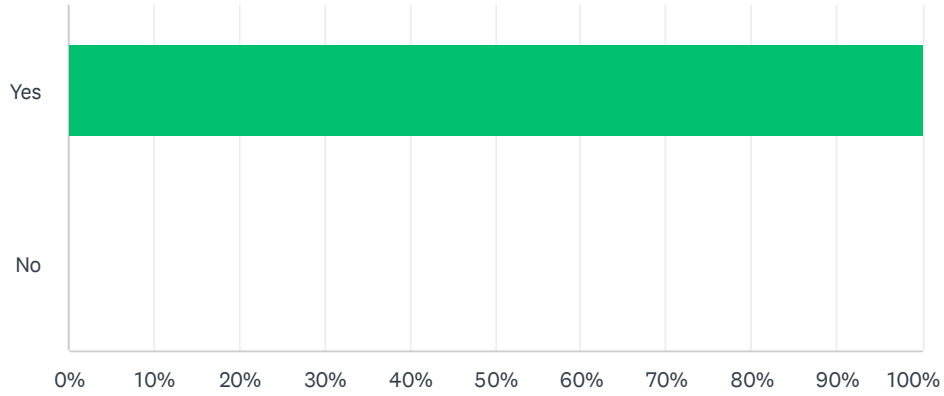
Lakewood Equestrian Center User Survey (March 2023)



	VERY UNSATISFIED	UNSATISFIED	NEUTRAL	SATISFIED	EXTREMELY SATISFIED	TOTAL
Relationship with interim caretaker	0.00% 0	0.00% 0	0.00% 0	33.33% 1	66.67% 2	3
Community atmosphere amongst users	0.00% 0	0.00% 0	0.00% 0	66.67% 2	33.33% 1	3
Care of horses (i.e. feed, stall cleaning, bedding, access to emergency services)	0.00% 0	0.00% 0	0.00% 0	33.33% 1	66.67% 2	3
Maintenance of stalls, tack rooms, wash racks, etc.	0.00% 0	0.00% 0	33.33% 1	0.00% 0	66.67% 2	3
Availability of and access to exercise rings/turnouts	0.00% 0	0.00% 0	0.00% 0	33.33% 1	66.67% 2	3
Price for services (basic and add-ons)	0.00% 0	0.00% 0	0.00% 0	33.33% 1	66.67% 2	3

Q18 Would you recommend the Lakewood Equestrian Center for boarding horses?

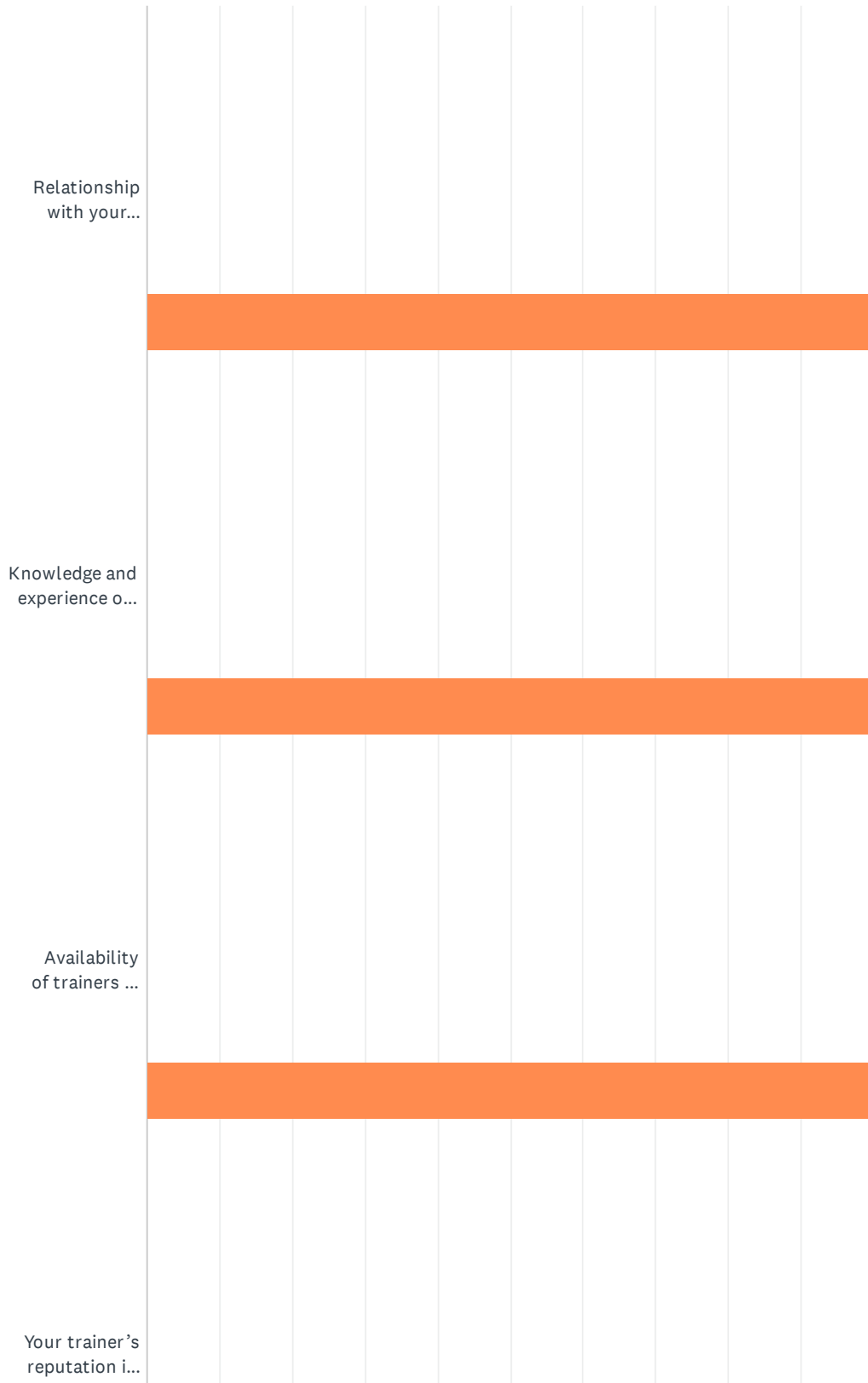
Answered: 3 Skipped: 2



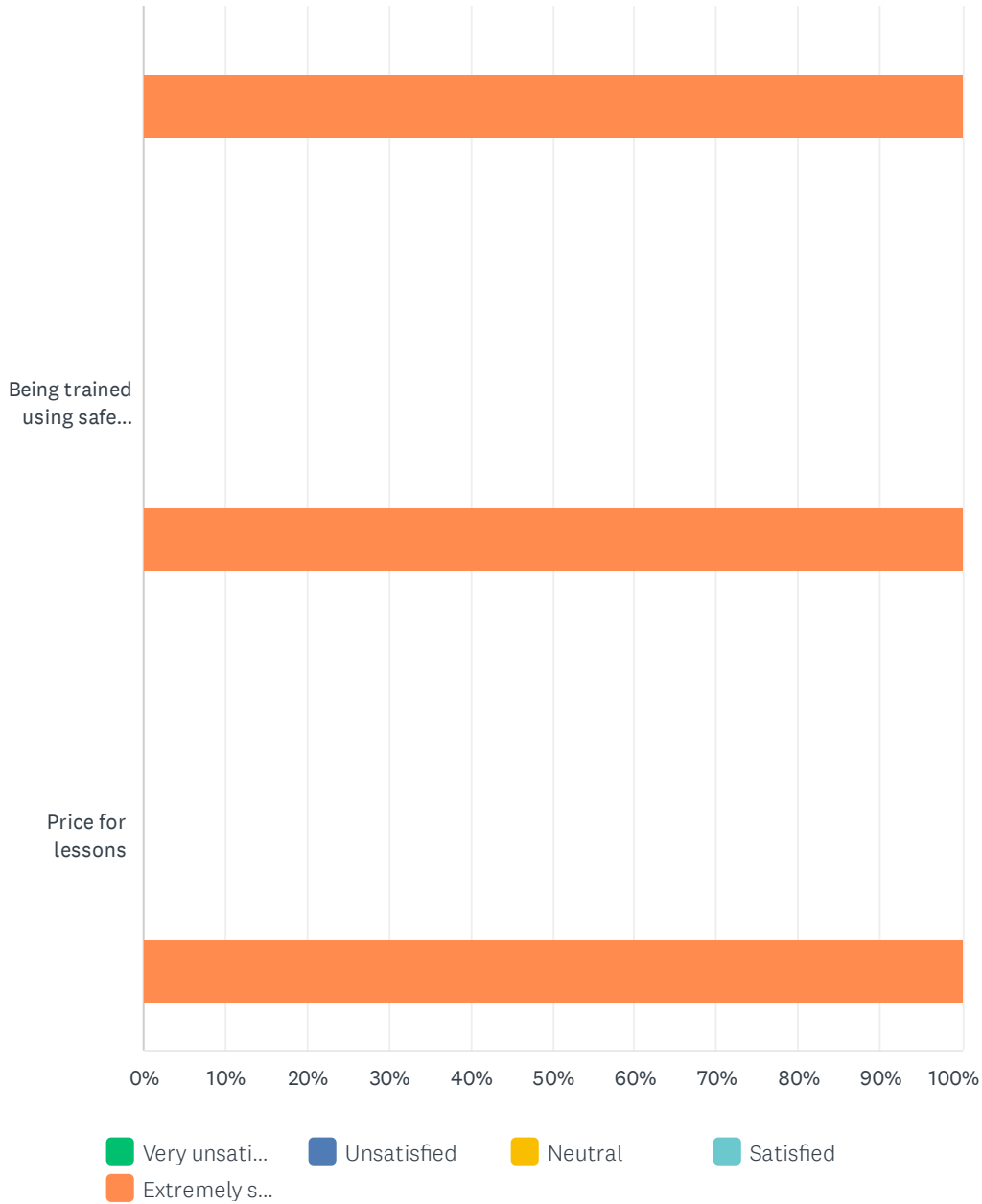
ANSWER CHOICES	RESPONSES	
Yes	100.00%	3
No	0.00%	0
TOTAL		3

Q19 If you take riding lessons at the Lakewood Equestrian Center, please rate your satisfaction as a student.

Answered: 1 Skipped: 4



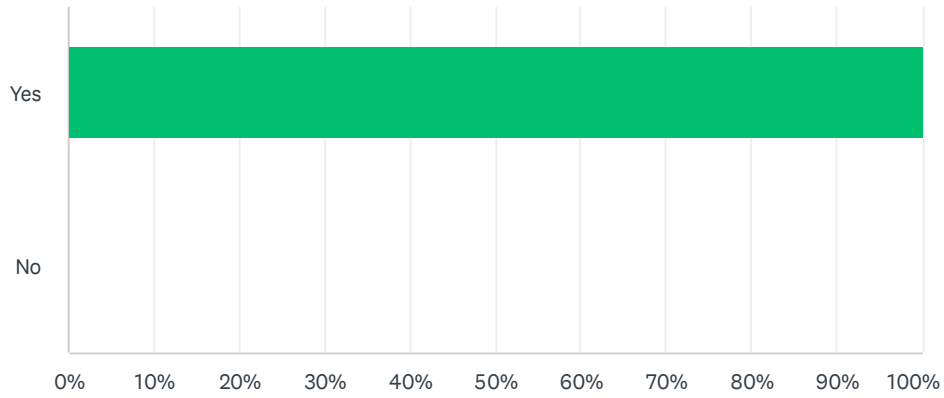
Lakewood Equestrian Center User Survey (March 2023)



	VERY UNSATISFIED	UNSATISFIED	NEUTRAL	SATISFIED	EXTREMELY SATISFIED	TOTAL
Relationship with your trainer	0.00% 0	0.00% 0	0.00% 0	0.00% 0	100.00% 1	1
Knowledge and experience of trainer	0.00% 0	0.00% 0	0.00% 0	0.00% 0	100.00% 1	1
Availability of trainers in varied disciplines	0.00% 0	0.00% 0	0.00% 0	0.00% 0	100.00% 1	1
Your trainer's reputation in the field	0.00% 0	0.00% 0	0.00% 0	0.00% 0	100.00% 1	1
Being trained using safe riding practices	0.00% 0	0.00% 0	0.00% 0	0.00% 0	100.00% 1	1
Price for lessons	0.00% 0	0.00% 0	0.00% 0	0.00% 0	100.00% 1	1

Q20 Would you recommend your trainer?

Answered: 1 Skipped: 4



ANSWER CHOICES	RESPONSES	
Yes	100.00%	1
No	0.00%	0
TOTAL		1

Q21 If you are a boarder and do not take lessons, what is your reason for not taking lessons on property? Check all that apply.

Answered: 0 Skipped: 5

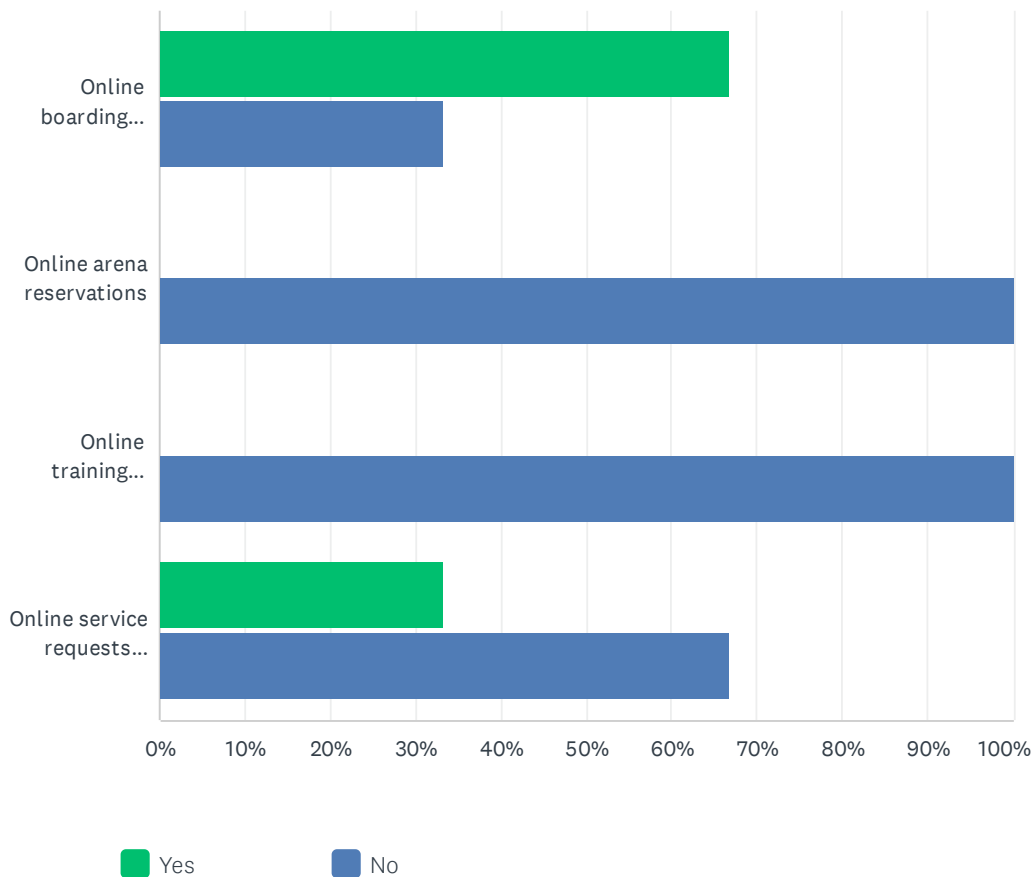
 No matching responses.

ANSWER CHOICES	RESPONSES
Prefer recreational riding only	0.00% 0
Price for training lessons	0.00% 0
Trainers on the property do not have the appropriate skill/knowledge	0.00% 0
The type of training discipline of interest to me is not available on property	0.00% 0
Total Respondents: 0	

#	OTHER (PLEASE SPECIFY)	DATE
	There are no responses.	

Q22 Would you like to see the Lakewood Equestrian Center provide online opportunities for boarders?

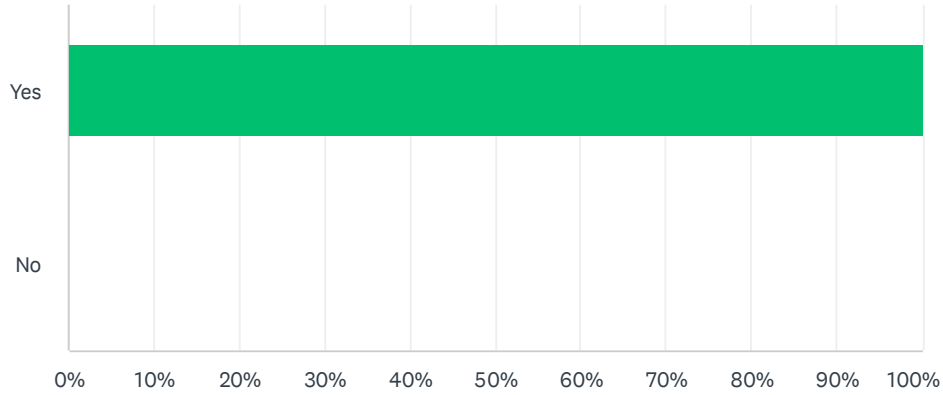
Answered: 3 Skipped: 2



	YES	NO	TOTAL
Online boarding payment processing	66.67% 2	33.33% 1	3
Online arena reservations	0.00% 0	100.00% 3	3
Online training appointments	0.00% 0	100.00% 3	3
Online service requests (grooming, feeding, maintenance)	33.33% 1	66.67% 2	3

Q23 If reasonable fee increases supported facility improvements that directly benefited boarders, would you continue to board your horse at the Lakewood Equestrian Center?

Answered: 2 Skipped: 3



ANSWER CHOICES	RESPONSES	
Yes	100.00%	2
No	0.00%	0
TOTAL		2

Q24 This survey attempts to identify the current level of satisfaction amongst existing users of the Lakewood Equestrian Center and to determine improvements to plan for in the future. Is there anything more you would like to share?

Answered: 2 Skipped: 3

#	RESPONSES	DATE
1	I feel with the last 3 increases in boarding/feeding fees that the boarders should already be seeing some benefit's already which they have not that Im aware of and getting repairs done on stalls arenas roads tack rooms etc and other material things are extremely slow. It would be greatly appreciated if the city would help fix and take care of the facility/property. This is why I did not answer the question about more increases of board in the future. I am fully aware of all the cost increases to stable management in running the facility also. But usually you will see some benefit's somewhere and or some improvements when prices go up no matter how small	3/22/2023 11:32 AM
2	The management at LEC is fantastic. The experience for the price cannot be matched anywhere in LA County. I've been riding/horse owner for 40 years. I am very satisfied with boarding at LEC!	3/11/2023 5:28 AM