

**AGENDA**  
REGULAR CITY COUNCIL MEETING  
COUNCIL CHAMBERS  
5000 CLARK AVENUE  
LAKEWOOD, CALIFORNIA

September 8, 2015, 7:30 p.m.

**CALL TO ORDER**

**INVOCATION:** Dr. Bill Cox, Victory Through Jesus Church

**PLEDGE OF ALLEGIANCE:** Boy Scout Venturing Crew 134

**ROLL CALL:** Mayor Jeff Wood  
Vice Mayor Ron Piazza  
Council Member Steve Croft  
Council Member Diane DuBois  
Council Member Todd Rogers

**ANNOUNCEMENTS AND PRESENTATIONS:**

**ROUTINE ITEMS:**

All items listed within this section of the agenda are considered to be routine and will be enacted by one motion without separate discussion. Any Member of Council may request an item be removed for individual discussion or further explanation. All items removed shall be considered immediately following action on the remaining items.

RI-1 Approval of Minutes of the Meetings held August 25, 2015

RI-2 Approval of Personnel Transactions

RI-3 Approval of Registers of Demands

RI-4 Approval of Appointment to Central Basin Water Rights Panel and Gateway Water Management Authority, Resolution No. 2015-55

RI-5 Approval of Engineering Services Agreement with Tetra Tech, Inc. for Well 13A Investigation and Evaluation

RI-6 Adoption of Resolution No. 2015-56; Reciting Facts and Reasons for Adoption of Ordinance No. 2015-5

**PUBLIC HEARINGS:**

1.1 Approval of CDBG Program Consolidated Annual Performance and Evaluation Report

**LEGISLATION:**

2.1 Second Reading and Adoption of Ordinance No. 2015-7; Adopting by Reference the Addition of Chapter 68 to Title 26 of the L.A. County Building Code, Pertaining to Residential Rooftop Solar Energy Systems

## **City Council Agenda**

September 8, 2015

Page 2

### **REPORTS:**

3.1 2015-2016 Fall/Winter Recreation Programs

3.2 Approval of Engineering Services Agreement for Stormwater and Runoff Capture Project

### **ORAL COMMUNICATIONS:**

#### **CLOSED SESSION:**

PUBLIC EMPLOYEE PERFORMANCE EVALUATION, Pursuant to Government Code §54957

Title: City Manager

### **ADJOURNMENT**

Any qualified individual with a disability that would exclude that individual from participating in or attending the above meeting should contact the City Clerk's Office, 5050 Clark Avenue, Lakewood, CA, at 562/866-9771, ext. 2200; at least 48 hours prior to the above meeting to ensure that reasonable arrangements can be made to provide accessibility to the meeting or other reasonable auxiliary aids or services may be provided.

Copies of staff reports and other writings pertaining to this agenda are available for public review during regular business hours in the Office of the City Clerk, 5050 Clark Avenue, Lakewood, CA 90712

# Routine Items

Routine Item 1 - City Council Minutes  
will be available prior to the meeting

# **D I V I D E R S H E E T**


**COUNCIL AGENDA**

September 8, 2015

**TO:** The Honorable Mayor and City Council**SUBJECT:** Report of Personnel Transactions

<u>Name</u>	<u>Title</u>	<u>Schedule</u>	<u>Effective Date</u>
<b>1. FULL-TIME EMPLOYEES</b>			
<b>A. Appointments</b>			
None			
<b>B. Changes</b>			
Frank Spiegel	Skilled Trades Worker	13A to	08/16/2015
	Skilled Trades Lead Worker	18A	
Sean Weiby	Park Maintenance Worker	10A to	08/30/2015
	Irrigation Repair Worker	14A to	
<b>C. Separations</b>			
None			
<b>2. PART-TIME EMPLOYEES</b>			
<b>A. Appointments</b>			
None			
<b>B. Changes</b>			
Francesca Sciamanna	Community Services Leader III	B to	08/30/2015
	Community Services Leader IV	B	
Manuel Torres	Maintenance Aide I	A to	08/30/2015
	Maintenance Trainee I	B	
<b>C. Separations</b>			
James Day	Maintenance Trainee I	B	08/28/2015
Javier Lopez	Community Service Specialist	B	08/30/2015
Marian Martinez	Community Service Specialist	B	08/30/2015

Lisa Novotny  
Assistant City Manager

 MARY BRADLEY for Lisa Novotny

Howard L. Chambers  
City Manager



# DIVIDER SHEET

**CITY OF LAKEWOOD  
FUND SUMMARY 8/20/2015**

In accordance with section 2521 of the Lakewood Municipal Code there is presented herewith a summary of obligations to be paid by voucher 65542 through 65674. Each of the following demands has been audited by the Director of Administrative Services and approved by the City Manager.

1010	GENERAL FUND	1,043,906.77
1020	CABLE TV	4,254.27
1050	COMMUNITY FACILITY	2,970.57
1336	STATE COPS GRANT	14,792.32
3000	AIR QUALITY IMPROVEMENT	28,925.70
3001	CAPITAL IMPROV PROJECT FUND	5,965.20
3070	PROPOSITION "C"	6.89
5010	GRAPHICS AND COPY CENTER	3,006.88
5020	CENTRAL STORES	7,246.51
5030	FLEET MAINTENANCE	27,067.70
7500	WATER UTILITY FUND	131,442.89
8020	LOCAL REHAB LOAN	209.50
		<hr/>
		<b>1,269,795.20</b>

Council Approval

\_\_\_\_\_  
Date

\_\_\_\_\_  
City Manager

Attest

\_\_\_\_\_  
City Clerk

\_\_\_\_\_  
Director of Administrative Services



# CITY OF LAKEWOOD

## SUMMARY CHECK REGISTER

CHECK #	CHECK DATE	VEND #	VENDOR NAME	GROSS	DISC.	CHECK AMOUNT
65542	08/20/2015	2200	AMERICAN EXPRESS CO	1,338.00	0.00	1,338.00
65543	08/20/2015	40572	CHICAGO TITLE CO	300.00	0.00	300.00
65544	08/20/2015	58618	DURHAM SCHOOL SERVICES	3,594.05	0.00	3,594.05
65545	08/20/2015	21600	LOS ANGELES CO SHERIFFS DEPT	781,540.62	0.00	781,540.62
65546	08/20/2015	46696	MEYER & ASSOCIATES	453.75	0.00	453.75
65547	08/20/2015	48035	OCAJ INC	19.00	0.00	19.00
65548	08/20/2015	65659	PHASE II SYSTEMS INC	4,012.59	0.00	4,012.59
65549	08/20/2015	59693	SPRINT SPECTRUM LP	700.76	0.00	700.76
65550	08/20/2015	33350	WATER WELL SUPPLY	97,941.07	0.00	97,941.07
65551	08/20/2015	35146	WILLDAN ASSOCIATES	6,385.20	0.00	6,385.20
65552	08/20/2015	2701	AIRE RITE A/C & REFRIGERATION INC	636.37	0.00	636.37
65553	08/20/2015	58000	AMERICAN TRUCK & TOOL RENTAL INC	109.00	0.00	109.00
65554	08/20/2015	4564	ARAMARK UNIFORM&CAREER APPAREL GRP	397.20	0.00	397.20
65555	08/20/2015	4126	AUTOZONE PARTS INC	264.42	0.00	264.42
65556	08/20/2015	4742	FRANS TECHNOLOGY. INC.	1,314.00	0.00	1,314.00
65557	08/20/2015	66012	BARTKUS. KRISTIN	3,725.48	0.00	3,725.48
65558	08/20/2015	43808	BELLFLOWER AUTO TRIM	419.95	0.00	419.95
65559	08/20/2015	60304	BSN SPORTS	560.01	0.00	560.01
65560	08/20/2015	4064	CALIF MUNICIPAL REVENUE &	50.00	0.00	50.00
65561	08/20/2015	307	CALIF. STATE DISBURSEMENT UNIT	362.29	0.00	362.29
65562	08/20/2015	7500	CENTRAL BASIN MUNICIPAL WATER	2,070.00	0.00	2,070.00
65563	08/20/2015	45894	CINTAS CORPORATION	53.39	0.00	53.39
65564	08/20/2015	4263	CORCORAN. JAMES	199.98	0.00	199.98
65565	08/20/2015	4380	CAPITAL ONE NATIONAL ASSOCIATION	453.99	0.00	453.99
65566	08/20/2015	4348	D&J INTERNATIONAL INC	2,670.50	0.00	2,670.50
65567	08/20/2015	4442	DANIEL'S TIRE SERVICE INC	1,345.67	0.00	1,345.67
65568	08/20/2015	3377	DANNY'S AUTO PAINTING	2,483.62	0.00	2,483.62
65569	08/20/2015	2548	DAY. KATHY	287.30	0.00	287.30
65570	08/20/2015	2929	DETTORE. TONY	225.00	0.00	225.00
65571	08/20/2015	27200	DICKSON R F CO INC	3,565.00	0.00	3,565.00
65572	08/20/2015	39267	DOG DEALERS INC	819.00	0.00	819.00
65573	08/20/2015	66397	EAGLE GRAPHICS INC	67.04	0.00	67.04
65574	08/20/2015	64038	EDWARDS TECHNOLOGIES INC	371.25	0.00	371.25
65575	08/20/2015	52316	FEDERAL EXPRESS CORP	99.65	0.00	99.65
65576	08/20/2015	59859	FLEET PRIDE	17.20	0.00	17.20
65577	08/20/2015	3934	FREEMAN. MARK	284.00	0.00	284.00
65578	08/20/2015	61688	FULL COMPASS SYSTEMS LTD	323.58	0.00	323.58
65579	08/20/2015	4786	BECKMANN AUTOMOTIVE LLC	28,925.70	0.00	28,925.70
65580	08/20/2015	65779	GOLDEN STATE WATER COMPANY	7,197.88	0.00	7,197.88
65581	08/20/2015	62491	HANDS ON MAILING &	211.24	0.00	211.24
65582	08/20/2015	35477	HARA M LAWNMOWER CENTER	65.39	0.00	65.39
65583	08/20/2015	65593	HASS. BARBARA	487.50	0.00	487.50
65584	08/20/2015	59486	HERMAN. LINDA	225.00	0.00	225.00
65585	08/20/2015	42031	HOME DEPOT	77.06	0.00	77.06

# CITY OF LAKEWOOD

## SUMMARY CHECK REGISTER

CHECK #	CHECK DATE	VEND #	VENDOR NAME	GROSS	DISC.	CHECK AMOUNT
65586	08/20/2015	4433	HOUSTON ENGINEERING INC	2,200.00	0.00	2,200.00
65587	08/20/2015	4149	INFOSEND INC	7,365.95	0.00	7,365.95
65588	08/20/2015	4622	JHM SUPPLY INC	101.79	0.00	101.79
65589	08/20/2015	59873	JJS PALOMO'S STEEL INC	75.21	0.00	75.21
65590	08/20/2015	4696	NORTH AMERICAN YOUTH ACTIVITIES LLC	1,293.50	0.00	1,293.50
65591	08/20/2015	55469	LAKEWOOD CITY EMPLOYEE ASSOCIATION	2,060.00	0.00	2,060.00
65592	08/20/2015	18400	LAKEWOOD. CITY WATER DEPT	29,689.89	0.00	29,689.89
65593	08/20/2015	43017	LARSEN. DEBRA	79.17	0.00	79.17
65594	08/20/2015	19710	LINCOLN EQUIPMENT INC	168.26	0.00	168.26
65595	08/20/2015	4675	LUCE PUPPET COMPANY	425.00	0.00	425.00
65596	08/20/2015	332	MERRIMAC PETROLEUM INC	18,246.79	0.00	18,246.79
65597	08/20/2015	64333	MOSES-CALDERA. ISABEL	617.50	0.00	617.50
65598	08/20/2015	61672	MUSCULAR DYSTROPHY ASSOC INC	20.00	0.00	20.00
65599	08/20/2015	96	NERVIK. OLE	555.75	0.00	555.75
65600	08/20/2015	4782	NICHOLLS. MICHELLE MULET	595.00	0.00	595.00
65601	08/20/2015	2546	NIFTY AFTER FIFTY	19.20	0.00	19.20
65602	08/20/2015	47554	OFFICE DEPOT BUSINESS SVCS	611.87	0.00	611.87
65603	08/20/2015	4367	OROZCO'S AUTO SERVICE INC	1,907.28	0.00	1,907.28
65604	08/20/2015	4497	PACIFIC COACHWAYS CHARTER SERVICES	1,982.50	0.00	1,982.50
65605	08/20/2015	450	PACIFIC EH & S SERVICES INC	1,728.00	0.00	1,728.00
65606	08/20/2015	3888	RP AUTOMOTIVE UAG CERRITOS I LLC	62.12	0.00	62.12
65607	08/20/2015	51171	PERS LONG TERM CARE PROGRAM	282.40	0.00	282.40
65608	08/20/2015	4753	RAMIREZ. EDUARDO	150.00	0.00	150.00
65609	08/20/2015	42754	CERRITOS FORD INC	15.15	0.00	15.15
65610	08/20/2015	4280	RIGHT CHOICE TELECOM LLC	285.00	0.00	285.00
65611	08/20/2015	45437	S & J SUPPLY CO	158.06	0.00	158.06
65612	08/20/2015	59527	S C W M F	45.00	0.00	45.00
65613	08/20/2015	59218	SIERRA INSTALLATIONS INC	5,520.00	0.00	5,520.00
65614	08/20/2015	311	SIGNAL HILL. CITY OF	8,584.96	0.00	8,584.96
65615	08/20/2015	52279	SMART & FINAL INC	1,395.61	0.00	1,395.61
65616	08/20/2015	886	HAUSER JOHN	800.00	0.00	800.00
65617	08/20/2015	26900	SO CALIF SECURITY CENTERS INC	64.59	0.00	64.59
65618	08/20/2015	36658	SOUTH COAST A.O.M.D.	1,038.41	0.00	1,038.41
65619	08/20/2015	29400	SOUTHERN CALIFORNIA EDISON CO	37,779.82	0.00	37,779.82
65620	08/20/2015	29500	SOUTHERN CALIFORNIA GAS CO	3,879.91	0.00	3,879.91
65621	08/20/2015	4787	SPOK INC	6.82	0.00	6.82
65622	08/20/2015	59693	SPRINT SPECTRUM LP	3,703.50	0.00	3,703.50
65623	08/20/2015	60792	STEPHENS. ERIC	176.80	0.00	176.80
65624	08/20/2015	66215	SUPERIOR COURT OF CALIFORNIA	9,203.00	0.00	9,203.00
65625	08/20/2015	66215	SUPERIOR COURT OF CALIFORNIA	10,290.00	0.00	10,290.00
65626	08/20/2015	52610	SWANK MOTION PICTURES INC	526.00	0.00	526.00
65627	08/20/2015	1676	U S TELEPACIFIC CORP	426.77	0.00	426.77
65628	08/20/2015	65737	U S BANK NATIONAL ASSOCIATION	3,006.88	0.00	3,006.88
65629	08/20/2015	4216	U.S. DEPARTMENT OF HUD	125.00	0.00	125.00

# CITY OF LAKEWOOD

## SUMMARY CHECK REGISTER

CHECK #	CHECK DATE	VEND #	VENDOR NAME	GROSS	DISC.	CHECK AMOUNT
65630	08/20/2015	1568	ULINE	238.26	0.00	238.26
65631	08/20/2015	58851	UNISOURCE WORLDWIDE INC	363.79	0.00	363.79
65632	08/20/2015	53760	UNITED WAY- GREATER LOS ANGELES	45.00	0.00	45.00
65633	08/20/2015	1682	VELOCITY AIR ENGINEERING INC	8,570.99	0.00	8,570.99
65634	08/20/2015	33350	WATER WELL SUPPLY	24,485.27	0.00	24,485.27
65635	08/20/2015	17640	WAXIE ENTERPRISES INC	787.84	0.00	787.84
65636	08/20/2015	36166	WEGENER, KATHY	630.50	0.00	630.50
65637	08/20/2015	62628	WELLS C. PIPELINE MATERIALS	993.60	0.00	993.60
65638	08/20/2015	40925	WEST COAST ARBORISTS INC	103,845.35	0.00	103,845.35
65639	08/20/2015	37745	WESTERN EXTERMINATOR CO	223.00	0.00	223.00
65640	08/20/2015	4326	XOR MEDIA INC	4,168.00	0.00	4,168.00
65641	08/20/2015	3699	AGUILAR, JOHANNA	250.00	0.00	250.00
65642	08/20/2015	3699	AVILA, BLANCA	250.00	0.00	250.00
65643	08/20/2015	3699	BECKLEY, NICOLE	250.00	0.00	250.00
65644	08/20/2015	3699	BERGER, ROSA	290.00	0.00	290.00
65645	08/20/2015	3699	BORUNDA, TRACY	250.00	0.00	250.00
65646	08/20/2015	3699	CARMON, DESTINEE	250.00	0.00	250.00
65647	08/20/2015	3699	CHEN, WENDY	250.00	0.00	250.00
65648	08/20/2015	3699	DAVIS, LA SHAWNDR	170.00	0.00	170.00
65649	08/20/2015	3699	DIAZ-INIGUEZ, SILVIA	42.00	0.00	42.00
65650	08/20/2015	3699	EDEN, NANCY	45.00	0.00	45.00
65651	08/20/2015	3699	FERGUSON, LORETTA	36.00	0.00	36.00
65652	08/20/2015	3699	GARCIA, LORRAINE	250.00	0.00	250.00
65653	08/20/2015	3699	GORDON, MIA & NORWOOD, MARK	274.38	0.00	274.38
65654	08/20/2015	3699	JIMENEZ, ANGEL	250.00	0.00	250.00
65655	08/20/2015	3699	KIAHA, JODIE	155.00	0.00	155.00
65656	08/20/2015	3699	MANGUNE, HELEN	250.00	0.00	250.00
65657	08/20/2015	3699	MARONEY, ROBERTA	250.00	0.00	250.00
65658	08/20/2015	3699	MC DERMOTT, GEORGE	154.00	0.00	154.00
65659	08/20/2015	3699	MORISSETTE, LISA	100.00	0.00	100.00
65660	08/20/2015	3699	MORROW, MONIKA	250.00	0.00	250.00
65661	08/20/2015	3699	NIKILA, ADIL	250.00	0.00	250.00
65662	08/20/2015	3699	RELLOSA, MARCIANO	250.00	0.00	250.00
65663	08/20/2015	3699	RILEY-GUILLEN, SHAWNA	250.00	0.00	250.00
65664	08/20/2015	3699	ROLDAN, VINCE	250.00	0.00	250.00
65665	08/20/2015	3699	SALVARDO, JARED	250.00	0.00	250.00
65666	08/20/2015	3699	SCHMIDT, GABRIELE	33.00	0.00	33.00
65667	08/20/2015	3699	SOUTHERN CALIF HOCKEY ASSOC	250.00	0.00	250.00
65668	08/20/2015	3699	THOMAS, DRENITA	65.00	0.00	65.00
65669	08/20/2015	3699	VAZQUEZ, MARIA	250.00	0.00	250.00
65670	08/20/2015	3699	W L BUTLER CONSTRUCTION	1,000.00	0.00	1,000.00
65671	08/20/2015	3699	WYANT, TERESA	250.00	0.00	250.00
65672	08/20/2015	2279	AMERICAN PACIFIC PRINTERS COLLEGES	414.20	0.00	414.20
65673	08/20/2015	4443	O'REILLY AUTOMOTIVE STORES INC	470.51	8.65	461.86

**CITY OF LAKEWOOD  
SUMMARY CHECK REGISTER**

<u>CHECK #</u>	<u>CHECK DATE</u>	<u>VEND #</u>	<u>VENDOR NAME</u>	<u>GROSS</u>	<u>DISC.</u>	<u>CHECK AMOUNT</u>
65674	08/20/2015	57070	CITY LIGHT & POWER LKWD INC	3,535.00	0.00	3,535.00
Totals:				<u>1,269,803.85</u>	<u>8.65</u>	<u>1,269,795.20</u>

**CITY OF LAKEWOOD  
FUND SUMMARY 8/27/2015**

In accordance with section 2521 of the Lakewood Municipal Code there is presented herewith a summary of obligations to be paid by voucher 65675 through 65800. Each of the following demands has been audited by the Director of Administrative Services and approved by the City Manager.

1010	GENERAL FUND	960,168.05
1020	CABLE TV	725.00
1030	CDBG CURRENT YEAR	1,155.07
1050	COMMUNITY FACILITY	1,150.84
3000	AIR QUALITY IMPROVEMENT	11,000.00
3070	PROPOSITION "C"	729.22
5010	GRAPHICS AND COPY CENTER	1,889.01
5020	CENTRAL STORES	3,757.71
5030	FLEET MAINTENANCE	1,631.88
6020	GEOGRAPHIC INFORMATION SYSTEM	4.00
7500	WATER UTILITY FUND	220,781.52
8030	TRUST DEPOSIT	19,073.79
		<hr/>
		<b>1,222,066.09</b>

Council Approval

\_\_\_\_\_  
Date

\_\_\_\_\_  
City Manager

Attest

\_\_\_\_\_  
City Clerk

\_\_\_\_\_  
Director of Administrative Services

# CITY OF LAKEWOOD

## SUMMARY CHECK REGISTER

CHECK #	CHECK DATE	VEND #	VENDOR NAME	GROSS	DISC.	CHECK AMOUNT
65675	08/27/2015	53835	C.P.R.S. DIST X	80.00	0.00	80.00
65676	08/27/2015	4700	CALIFORNIA DEPT OF WATER RESOURCES	8,400.00	0.00	8,400.00
65677	08/27/2015	52540	GONSALVES JOE A & SON	45.00	0.00	45.00
65678	08/27/2015	607	KNIGHTSBRIDGE ARCHITECTURAL PRODUCT	515.84	0.00	515.84
65679	08/27/2015	18400	LAKEWOOD. CITY WATER DEPT	9,388.04	0.00	9,388.04
65680	08/27/2015	20950	LOS ANGELES CO ASSESSOR	4.00	0.00	4.00
65681	08/27/2015	45069	LOS ANGELES CO/DEPT PW BLDG SVCS	65,602.76	0.00	65,602.76
65682	08/27/2015	36844	LA COUNTY DEPT OF PUBLIC WORKS	719.44	0.00	719.44
65683	08/27/2015	48035	OCAJ INC	9.50	0.00	9.50
65684	08/27/2015	2374	RICHARDS WATSON & GERSHON INC	7,884.35	0.00	7,884.35
65685	08/27/2015	1437	U S BANK NATIONAL ASSOCIATION	896.86	0.00	896.86
65686	08/27/2015	4642	UTILITY COST MANAGEMENT LLC	12,245.69	0.00	12,245.69
65687	08/27/2015	7400	WATER REPLENISHMENT DISTRICT OF	197,480.16	0.00	197,480.16
65688	08/27/2015	35146	WILLDAN ASSOCIATES	2,492.00	0.00	2,492.00
65689	08/27/2015	61307	A & G SALES - FENCE & SUPPLY	239.41	0.00	239.41
65690	08/27/2015	50223	A.W.W.A.	3,590.00	0.00	3,590.00
65691	08/27/2015	4551	ACCOUNTING PRINCIPALS. INC	416.00	0.00	416.00
65692	08/27/2015	4765	ALAN'S LAWN AND GARDEN CENTER. INC.	553.62	0.00	553.62
65693	08/27/2015	4684	AMAZON.COM LLC	1,224.99	0.00	1,224.99
65694	08/27/2015	50163	AMERICAN PUBLIC WORKS ASSN	223.75	0.00	223.75
65695	08/27/2015	4693	APEX DRUM COMPANY. INC.	468.70	0.00	468.70
65696	08/27/2015	4126	AUTOZONE PARTS INC	27.62	0.00	27.62
65697	08/27/2015	2384	AYSO REGION 106	250.00	0.00	250.00
65698	08/27/2015	66012	BARTKUS. KRISTIN	19.50	0.00	19.50
65699	08/27/2015	4762	BIESK. AUDREY	150.00	0.00	150.00
65700	08/27/2015	63738	CALIF CITY MANAGEMENT FOUNDATION	400.00	0.00	400.00
65701	08/27/2015	57079	CALIF JOINT POWERS INS AUTHORITY	166,317.00	0.00	166,317.00
65702	08/27/2015	51331	CERRITOS POOL SUPPLY	95.39	0.00	95.39
65703	08/27/2015	45894	CINTAS CORPORATION	62.56	0.00	62.56
65704	08/27/2015	4397	CM SCHOOL SUPPLY	156.30	0.00	156.30
65705	08/27/2015	53451	COMMUNITY FAMILY GUIDANCE CTR	750.00	0.00	750.00
65706	08/27/2015	4776	CORELOGIC. INC.	60.15	0.00	60.15
65707	08/27/2015	61592	COTTER CHURCH SUPPLIES INC	403.17	0.00	403.17
65708	08/27/2015	62407	CRN AM CAR WASH INC.	132.00	0.00	132.00
65709	08/27/2015	60946	CULVER COMPANY	3,368.47	0.00	3,368.47
65710	08/27/2015	4442	DANIEL'S TIRE SERVICE INC	239.40	0.00	239.40
65711	08/27/2015	4641	DAO. THAO	422.50	0.00	422.50
65712	08/27/2015	57945	DELL MARKETING LP	504.10	0.00	504.10
65713	08/27/2015	4680	DIAZ. ISABELLE	221.21	0.00	221.21
65714	08/27/2015	58618	DURHAM SCHOOL SERVICES	6,813.05	0.00	6,813.05
65715	08/27/2015	3199	EDCO WASTE SERVICES LLC	376,824.74	0.00	376,824.74
65716	08/27/2015	4665	EGOSCUE LAW GROUP	750.00	0.00	750.00
65717	08/27/2015	3946	FERGUSON ENTERPRISES INC	2,060.10	0.00	2,060.10
65718	08/27/2015	49562	FITZPATRICK JOHN KELLY	1,800.00	0.00	1,800.00

# CITY OF LAKEWOOD

## SUMMARY CHECK REGISTER

CHECK #	CHECK DATE	VEND #	VENDOR NAME	GROSS	DISC.	CHECK AMOUNT
65719	08/27/2015	59859	FLEET PRIDE	9.14	0.00	9.14
65720	08/27/2015	4785	FLEMMING. CAROL COSTUME DESIGN	1,343.75	0.00	1,343.75
65721	08/27/2015	3188	GALLS LLC/OUARTEMASTER LLC	251.06	0.00	251.06
65722	08/27/2015	58692	GATEWAY CITIES COUNCIL OF GOV'TS	20,000.00	0.00	20,000.00
65723	08/27/2015	65779	GOLDEN STATE WATER COMPANY	5,703.54	0.00	5,703.54
65724	08/27/2015	2551	GOV'T FINANCE OFFICERS ASSOC	790.00	0.00	790.00
65725	08/27/2015	65575	HAP'S AUTO PARTS	9.97	0.00	9.97
65726	08/27/2015	709	HEAD. JARED	175.00	0.00	175.00
65727	08/27/2015	49520	HINDERLITER DE LLAMAS & ASSOC	5,172.50	0.00	5,172.50
65728	08/27/2015	42031	HOME DEPOT	698.55	0.00	698.55
65729	08/27/2015	41897	HOSE-MAN THE	27.21	0.00	27.21
65730	08/27/2015	65891	HUMAN SERVICES ASSOCIATION	375.00	0.00	375.00
65731	08/27/2015	58421	HYDRO-SCAPE PRODUCTS. INC.	23,510.21	0.00	23,510.21
65732	08/27/2015	59605	J L WINGERT COMPANY	505.44	0.00	505.44
65733	08/27/2015	4180	JONES RICHARD D. A PROF LAW CORP	16,750.00	0.00	16,750.00
65734	08/27/2015	4668	SALES. KEVIN DBA	1,220.00	0.00	1,220.00
65735	08/27/2015	18300	LAKEWOOD CHAMBER OF COMMERCE	1,833.33	0.00	1,833.33
65736	08/27/2015	2453	LAKEWOOD EDUCATION FOUNDATION	2,000.00	0.00	2,000.00
65737	08/27/2015	18550	LAKEWOOD. CITY OF	100.00	0.00	100.00
65738	08/27/2015	52357	LESLIE'S POOLMART INC	1,028.87	0.00	1,028.87
65739	08/27/2015	41545	PACIFIC PREMIER RETAIL TRUST	5,158.58	0.00	5,158.58
65740	08/27/2015	46696	MEYER & ASSOCIATES	337.50	0.00	337.50
65741	08/27/2015	47554	OFFICE DEPOT BUSINESS SVCS	513.74	0.00	513.74
65742	08/27/2015	4587	OSCAR'S ELECTRIC INC.	1,400.00	0.00	1,400.00
65743	08/27/2015	63708	DY-JO CORPORATION	635.00	0.00	635.00
65744	08/27/2015	3888	RP AUTOMOTIVE UAG CERRITOS 1 LLC	29.00	0.00	29.00
65745	08/27/2015	4340	RAPP RICHARD	1,000.00	0.00	1,000.00
65746	08/27/2015	4459	READWRITE EDUCATIONAL SOLUTIONS INC	256.75	0.00	256.75
65747	08/27/2015	62782	RESOURCE BUILDING MATERIALS	764.34	0.00	764.34
65748	08/27/2015	4333	REYES. MICHELLE	148.20	0.00	148.20
65749	08/27/2015	4309	SAFESHRED	25.00	0.00	25.00
65750	08/27/2015	240	SGS TESTCOM	1.08	0.00	1.08
65751	08/27/2015	3948	SHERMAN. CARLI	454.57	0.00	454.57
65752	08/27/2015	52279	SMART & FINAL INC	906.47	0.00	906.47
65753	08/27/2015	26900	SO CALIF SECURITY CENTERS INC	6.00	0.00	6.00
65754	08/27/2015	62247	CEDAR FAIR	2,856.00	0.00	2,856.00
65755	08/27/2015	47054	SOUTHEAST AREA ANIMAL CONTROL AUTH	184,033.50	0.00	184,033.50
65756	08/27/2015	4026	SPASEFF TED C	337.50	0.00	337.50
65757	08/27/2015	4368	SPECIALTY TIRES LLC	241.29	0.00	241.29
65758	08/27/2015	50299	SPENCER. GORDON	400.00	0.00	400.00
65759	08/27/2015	49529	SPICERS PAPER INC	897.24	8.23	889.01
65760	08/27/2015	2559	STANLEY CONVERGENT SECURITY	26,870.34	0.00	26,870.34
65761	08/27/2015	64602	STAPLES CONTRACT & COMMERCIAL INC	4,429.60	0.00	4,429.60
65762	08/27/2015	44104	STATE WATER RESOURCES CONTROL BOARD	2,062.00	0.00	2,062.00

# CITY OF LAKEWOOD

## SUMMARY CHECK REGISTER

CHECK #	CHECK DATE	VEND #	VENDOR NAME	GROSS	DISC.	CHECK AMOUNT
65763	08/27/2015	57912	SURI, KAREN	124.80	0.00	124.80
65764	08/27/2015	4756	TAYLOR TENNIS COURTS, INC.	8,900.00	0.00	8,900.00
65765	08/27/2015	60685	TURF STAR	13.91	0.00	13.91
65766	08/27/2015	1437	U S BANK NATIONAL ASSOCIATION	1,723.10	0.00	1,723.10
65767	08/27/2015	58851	UNISOURCE WORLDWIDE INC	79.59	0.00	79.59
65768	08/27/2015	1682	VELOCITY AIR ENGINEERING INC	636.52	0.00	636.52
65769	08/27/2015	60430	VERIZON CALIFORNIA INC	79.99	0.00	79.99
65770	08/27/2015	3943	WATERLINE TECHNOLOGIES INC	539.42	0.00	539.42
65771	08/27/2015	17640	WAXIE ENTERPRISES INC	1,372.89	0.00	1,372.89
65772	08/27/2015	40925	WEST COAST ARBORISTS INC	397.50	0.00	397.50
65773	08/27/2015	37745	WESTERN EXTERMINATOR CO	44.50	0.00	44.50
65774	08/27/2015	50172	PRIMUS INC	144.17	0.00	144.17
65775	08/27/2015	35146	WILLDAN ASSOCIATES	2,052.50	0.00	2,052.50
65776	08/27/2015	3699	AGUILAR, SANDRA	250.00	0.00	250.00
65777	08/27/2015	3699	BACA, SYLVIA	250.00	0.00	250.00
65778	08/27/2015	3699	BARCIMO, RON	250.00	0.00	250.00
65779	08/27/2015	3699	CABOT, JOYCE	250.00	0.00	250.00
65780	08/27/2015	3699	COBURN, REGINA	250.00	0.00	250.00
65781	08/27/2015	3699	DAGSAAN, JOHN	250.00	0.00	250.00
65782	08/27/2015	3699	GRIFFITH, PAMELA	250.00	0.00	250.00
65783	08/27/2015	3699	GUTIERREZ, RICARDO	250.00	0.00	250.00
65784	08/27/2015	3699	JOHNSON, RHONDA	250.00	0.00	250.00
65785	08/27/2015	3699	KERNAN, EMBER	410.00	0.00	410.00
65786	08/27/2015	3699	KLEWEIN, TYLER	250.00	0.00	250.00
65787	08/27/2015	3699	MAGNUSON, CAROLYN	25.00	0.00	25.00
65788	08/27/2015	3699	PENULLAR, MARVIN	240.00	0.00	240.00
65789	08/27/2015	3699	PEREZ, MELISSA	250.00	0.00	250.00
65790	08/27/2015	3699	RAMIREZ, SUSANA	250.00	0.00	250.00
65791	08/27/2015	3699	RODRIGUEZ, PERLA	250.00	0.00	250.00
65792	08/27/2015	3699	SIMKINS, CHERYL	250.00	0.00	250.00
65793	08/27/2015	3699	SMITH, MARGARET	240.00	0.00	240.00
65794	08/27/2015	3699	UBAU, MARISELA	21.00	0.00	21.00
65795	08/27/2015	2372	TGIS CATERING SVCS INC	1,120.00	0.00	1,120.00
65796	08/27/2015	4443	O'REILLY AUTOMOTIVE STORES INC	318.18	5.89	312.29
65797	08/27/2015	47854	TRUESDAIL LABORATORIES INC	2,272.50	0.00	2,272.50
65798	08/27/2015	60195	CR TRANSFER INC	2,446.68	0.00	2,446.68
65799	08/27/2015	66457	BRENNTAG PACIFIC INC	4,303.32	0.00	4,303.32
65800	08/27/2015	43466	GLANCY, JAMES	1,500.00	0.00	1,500.00
<b>Totals:</b>				<u>1,222,080.21</u>	<u>14.12</u>	<u>1,222,066.09</u>



# DIVIDER SHEET

## **COUNCIL AGENDA**

September 8, 2015

**TO:** Honorable Mayor and City Council

**SUBJECT:** Appointment to Central Basin Water Rights Panel and Gateway Water Management Authority

### **INTRODUCTION**

The third Central Basin Judgment was entered by the Court on December 23, 2013. For the first time in this area, the Court allowed the water rights holders themselves to have direct input into how the Judgment is administered and enforced. The Amended Judgment retired the California Department of Water Resources as the Court appointed "Watermaster" on June 30, 2014, and created a new Watermaster Panel. The City of Lakewood was elected as one of the representatives. The City Council appointed James Glancy as representative, who is now retiring and the City Council must appoint a new representative.

### **STATEMENT OF FACT**

Under this Third Amended Judgment the Watermaster is composed of three bodies, one of which is the Water Rights Panel (The Panel). The Panel monitors groundwater production and enforces the Judgment's limits on extractions. The Panel is made up of seven Central Basin water rights holders: three representatives from parties holding more than 10,000 acre feet of water rights; one representative for those parties holding between 5,000 and 10,000 acre feet of water rights; two representatives holding less than 5,000 acre feet of water rights; and one at-large representative.

The City of Lakewood was elected as the representative on the Water Rights Panel by the majority vote of pumpers holding between 5,000 and 10,000 acre feet of water rights. Jim Glancy is retiring and it is recommended that the new Director of Water Resources, Jason Wen, be appointed as representative for the City of Lakewood, and Leon de los Reyes, Water Operations Superintendent, appointed as alternate.

The Gateway Water Management Authority (GWMA) was formed under a joint powers agreement with other Gateway Cities to coordinate regional water resources and stormwater projects. Public Works Director Lisa Rapp represents Lakewood on the GWMA Board. It is recommended that Jason Wen be appointed as the alternate representative.

### **RECOMMENDATION**

Staff recommends the following actions:

1. Approval of proposed resolution appointing the City of Lakewood's Department of Water Resources Director as representative and the Water Operations Superintendent as alternate on the Central Basin Water Rights Panel.
2. Appointment of Jason Wen as the City of Lakewood's alternate member of the Gateway Water Management Authority Board.

Howard L. Chambers  
City Manager



RESOLUTION NO. 2015-55

RESOLUTION OF THE CITY COUNCIL OF THE CITY OF  
LAKEWOOD APPOINTING THE CITY OF LAKEWOOD  
REPRESENTATIVE AND ALTERNATE POSITIONS TO THE  
CENTRAL BASIN WATER RIGHTS PANEL

WHEREAS, the third amendment to the Central Basin Judgment (the "Judgment") was entered by the Court on December 23, 2014, and included provisions allowing the Central Basin water rights holders input on the administration and enforcement of the provisions in Judgment; and,

WHEREAS, the third amendment mandated the creation of a Water Rights Panel to monitor groundwater production and enforce the Judgment's limits on extraction; and,

WHEREAS, the Water Rights Panel consists of seven members elected by Central Basin water rights holders; and,

WHEREAS, representation for the Water Rights Panel includes the election of three representatives from water rights holders of 10,000 acre feet or more, one representative from water rights holders of 5,000 to 10,000 acre feet, two representatives from water rights holders of less than 5,000 acre feet, and one member at-large; and,

WHEREAS, the City of Lakewood was elected to be the representative on the Water Rights Panel by the majority vote of pumpers holding between 5,000 and 10,000 acre feet of water rights.

NOW THEREFORE, the City Council of the City of Lakewood does hereby resolve as follows:

SECTION 1. The City of Lakewood appoints the Director of Water Resources as the City of Lakewood's representative on the Central Basin Water Rights Panel.

SECTION 2. The City of Lakewood appoints the Water Operations Superintendent as the City of Lakewood's alternate on the Central Basin Water Rights Panel.

ADOPTED AND APPROVED THIS 8TH DAY OF SEPTEMBER, 2015.

\_\_\_\_\_  
Mayor

ATTEST:

\_\_\_\_\_  
City Clerk

# **D I V I D E R S H E E T**

## **COUNCIL AGENDA**

September 8, 2015

**TO:** The Honorable Mayor and City Council

**SUBJECT:** Engineering Services Agreement with Tetra Tech, Inc. for Well 13A Investigation and Evaluation

### **INTRODUCTION**

Water Well #13A, located at 6340 Candlewood Street was drilled in 2003. The original water production capacity was 2,700 gallons per minute. Well 13A is the only well that supplies Plant 13 storage tanks with a total storage capacity of about 2.1 million gallons.

### **STATEMENT OF FACT**

Production of a well normally decreases with use, normal wear of pump equipment and changing condition of the aquifer over time. The water production in this well has decreased considerably to about 1,500 gallons per minute or a 44% reduction in capacity. In addition, during the scheduled maintenance and inspection of the tanks at Plant 13 a significant amount of sediment had to be removed. These observations indicate the need for a hydrogeologic investigation of this well.


In an effort to investigate the condition of Well 13A, staff discussed this condition with Tetra Tech's hydrogeologist and requested a proposal to investigate the loss of production and sanding of Well 13A. Tetra Tech submitted a proposal dated August 31, 2015 with the estimated cost of \$23,411 and the associated tasks involved in the investigation work which includes the use of down hole instrumentation while the well is pumping.


### **SUMMARY**

Investigation, review and evaluation of this well is necessary to plan and specify the proper maintenance work for this well scheduled later this year. The results of this investigative work and evaluation will determine corrective measures to minimize sediment production and to ensure prolonged operation and longevity of this well.

### **RECOMMENDATION**

Staff recommends that the City Council approve the Engineering Services Agreement Well 13A Investigation and Evaluation in the amount of \$24,000 with Tetra Tech, Inc. of Irvine.

James B. Glancy   
Director of Water Resources

Howard L. Chambers   
City Manager

# **D I V I D E R S H E E T**

## **COUNCIL AGENDA**

September 8, 2015

**TO:** The Honorable Mayor and City Council

**SUBJECT:** Ordinance Pertaining to Carwashes and Limitations of Uses Permitted in Commercial Zones.


### **INTRODUCTION**


Section 9411.8 of the Lakewood Municipal Code requires the City Council, by motion or resolution, to adopt findings and decisions within at least forty (40) days following the completion of hearings on an amendment to Article IX of the Municipal Code. The motion or resolution must recite, among other things, the fact and reasons which in the opinion of the City Council make the approval or denial of the recommendation for the amendment or the denial of the application for the amendment necessary to carry out the general purposes of this Chapter.

On July 28, 2015 the City Council introduced an ordinance pertaining to carwashes and limitations of uses permitted in commercial zones and the second reading and approval of the ordinance occurred on August 25, 2015 (Ordinance No. 2015-5). The proposed resolution contains the facts and reasons why the City Council approved Ordinance No. 2015-5. Within ten (10) days following the adoption of the proposed resolution, a copy of the resolution will be forwarded to the Planning and Environment Commission as required by Section 9411.8 of the Municipal Code.

### **STAFF RECOMMENDATION**

Staff recommends that the City Council adopt the proposed resolution.

Sonia Dias Southwell, AICP   
Director of Community Development

Howard L. Chambers   
City Manager

RESOLUTION NO. 2015-56

A RESOLUTION OF THE CITY COUNCIL OF THE CITY OF LAKEWOOD RECITING THE FACTS AND REASONS FOR APPROVAL OF A PROPOSED ORDINANCE AMENDING THE LAKEWOOD MUNICIPAL CODE AND THE ZONING ORDINANCE CLARIFYING THAT PORTION OF THE LAKEWOOD MUNICIPAL CODE PERTAINING TO CARWASHES AND LIMITATIONS OF USES PERMITTED IN COMMERCIAL ZONES.

THE CITY COUNCIL OF THE CITY OF LAKEWOOD DOES HEREBY FIND, RESOLVE AND DETERMINE AS FOLLOWS:

SECTION 1. The City Council finds that the Planning and Environment Commission, by Resolution No. 12-2015, adopted a resolution recommending approval of a proposed Ordinance clarifying that portion of the Lakewood Municipal Code pertaining to carwashes and limitations of uses permitted in commercial zones.

SECTION 2. The City Council of the City of Lakewood does hereby report that a public hearing was held before it in respect to this proposed Ordinance on the 25<sup>th</sup> day of August, 2015 following notice given in the time and manner required by law, consider the proposed Ordinance amending the Lakewood Municipal Code as described herein.

SECTION 3. The City Council of the City of Lakewood does hereby find that said proposed Ordinance should be adopted for the following facts and reasons:

A. The Lakewood Municipal Code does not explicitly describe vacuums and other outdoor equipment and activities normally associated with a carwash as being allowed to be located or used outside of a building. Vacuum stations, whether at self-serve or full-serve carwashes, are normally located outdoors or under a permanent canopy not just in Lakewood, but throughout the state. Full service carwashes often use compressed air to supplement hand towels for drying vehicles outside. Other outdoor carwash-related activities include window cleaning, applying tire/wheel dressing, and sometimes shampooing floor mats.

B. The Lakewood Municipal Code does not explicitly permit all the various ancillary outdoor accessory uses, displays, and storage, which are normal and incidental to a primary permitted commercial use as being allowed to be located or used outside of a building.

C. Requiring a conditional use permit for all carwash facilities would allow discretionary review of all carwash facilities which would provide effective enforcement to mitigate potential impacts for all carwashes. The conditional use permit process is an effective method to control impacts from carwashes facilities. Currently, carwash facilities more than 200 feet from residentially zoned property are not required to obtain a conditional use permit.



D. The variety of carwash business models have changed dramatically and now extend beyond the basic definition of mechanical wash racks.

E. The amendment is necessary to allow vacuums and other outdoor equipment and activities normally associated with a carwashes and other primary commercial uses to be conducted outdoors as requiring them to be within fully enclosed buildings would result in building configurations inconsistent with the City's policy of maximizing the development and economic potential of under-utilized properties zoned for commercial and manufacturing uses.

F. The amendment is necessary to clarify that vacuums and other outdoor equipment and activities are normally associated with carwashes and other primary commercial uses and are normally conducted outdoors. Requiring such uses and activities to be within fully enclosed buildings would impose an unnecessary and impractical hardship on owners of such properties.

G. The amendment requiring a conditional use permit for all carwashes is necessary because noise and other impacts from carwashes may negatively affect residential uses even when a carwash is more than 200 feet away from a residential property line. Conditions controlling such impacts are necessary to preserve the public peace, safety, morals, order and general welfare of the City and said inhabitants.

H. The amendment is necessary because the variety of carwash business design models has changed over time and the Lakewood Municipal Code has not remained current in this regard. The proposed amendment is necessary to address modern business practices in all forms of carwashes, whether they are self-serve or full-serve.

I. The amendment is necessary to carry out the general purposes of Chapter 3 of Article IX of the Lakewood Municipal Code in order to make certain that existing car wash businesses that have outdoor vacuums are not in jeopardy of being found to be noncompliant with the requirements of such Chapter, and to provide for better regulatory control of future carwash uses.

ADOPTED AND APPROVED THIS 8TH DAY OF SEPTEMBER, 2015.

---

Mayor

ATTEST:

---

City Clerk

ORDINANCE NO. 2015-5

AN ORDINANCE OF THE CITY COUNCIL OF THE CITY OF LAKEWOOD AMENDING THE LAKEWOOD MUNICIPAL CODE AND THE ZONING ORDINANCE CLARIFYING THAT PORTION OF THE LAKEWOOD MUNICIPAL CODE PERTAINING TO CARWASHES AND LIMITATIONS OF USES PERMITTED IN COMMERCIAL ZONES

THE CITY COUNCIL OF THE CITY OF LAKEWOOD DOES ORDAIN AS FOLLOWS:

SECTION 1. Article IX Planning - Zoning of the Lakewood Municipal Code is hereby amended as provided in this Ordinance pursuant to Public Hearings before the Planning and Environment Commission and the City Council.

SECTION 2. CEQA. The City Council finds that an Initial Study has been prepared for the proposed project, pursuant to Section 15063 of the California Environmental Quality Act Guidelines, as amended. A Negative Declaration has been prepared for the project, pursuant to Section 15070, et. seq., of the Guidelines. The project was found to have no significant effect on the environment. Therefore, said Negative Declaration is hereby approved.

SECTION 3. PURPOSE. This purpose of this ordinance is to clarify that portion of the Lakewood Municipal Code pertaining to carwashes and limitations of uses permitted in commercial zones.

SECTION 4. Section 9341. Limitations of Uses Permitted of Part 4 C-1 (Neighborhood Commercial) Zone Regulations of Chapter 3 Zoning of Article IX of the Lakewood Municipal Code is amended by modifying Subsection 9341.B to read as follows:

**9341. LIMITATIONS OF USES PERMITTED.** Every use permitted in a C-1 Zone shall be subject to the following conditions and limitations:

**B.** All uses shall be conducted wholly within a building except a plant nursery, gasoline, oil or petroleum product pumps, newsstand, outdoor advertising, commercial parking lots, vehicular parking and loading spaces, vacuums, vacuum stations, and other outdoor equipment and activities normally associated with a carwash as permitted in conjunction with such facilities, and other outdoor accessory uses, displays, and storage, which are normal and incidental to the primary permitted commercial use, and outdoor displays and storage where otherwise allowed or authorized by this Part. No required vehicle storage space or landscaped area shall be devoted to outdoor displays or storage.

SECTION 5. Section 9347. Uses Permitted of Part 4a C-3 (Intermediate Commercial) Zone Regulations of Chapter 3 Zoning of Article IX of the Lakewood Municipal Code is amended by modifying Subsection 9347.C to read as follows:

**9347. USES PERMITTED.**

**C. RESTRICTIONS ON CERTAIN USES.** Notwithstanding that the foregoing, the following uses are permitted provided that said use or the parking facilities thereof are located more than two hundred feet from the boundaries of any land zoned for residential use:

~~1. Automobile wash racks, mechanical~~

21. Bars, cocktail lounges, or any establishment offering alcoholic beverage for sale for consumption on the premises.

SECTION 6. Section 9347. Uses Permitted of Part 4a C-3 (Intermediate Commercial) Zone Regulations of Chapter 3 Zoning of Article IX of the Lakewood Municipal Code is amended by modifying Subsection 9347.D to read as follows:

**9347. USES PERMITTED.**

**D. USES PERMITTED SUBJECT TO CONDITIONAL USE PERMIT.** The following uses are permitted provided that in each instance a conditional use permit has been obtained and continues in full force and effect:

11. Vehicle wash racks, carwashes, or any permanent facility offering hand and/or mechanical washing, which includes detailing, waxing, or cleaning of non-commercial vehicles, and whether self- or full-service. Carwash facilities may include outdoor vacuums, vacuum stations, and other outdoor equipment and activities normally associated with a carwash. Other activities and uses may co-locate with a carwash as deemed acceptable by the Planning and Environment Commission.

SECTION 7. SEVERABILITY. The City Council hereby declares it would have passed this Ordinance sentence by sentence, paragraph by paragraph and section by section, and does hereby declare the provisions of this Ordinance are severable, and if for any reason any section of this Ordinance should be held invalid, such decision shall not affect the validity of the remaining parts of this Ordinance.

SECTION 8. CERTIFICATION. The City Clerk shall certify to the adoption of this Ordinance. The City Council hereby finds and determines there are no newspapers of general circulation both published and circulated within the City and, in compliance with Section 36933 of the Government Code, directs the City Clerk to cause said Ordinance within fifteen (15) days after its passage to be posted in at least three (3) public places within the City as established by ordinance. This Ordinance shall take effect thirty (30) days after its adoption.

ADOPTED AND APPROVED this 25th day of August, 2015, by the following roll call vote:

	AYES	NAYS	ABSENT
Council Member DuBois	<u>X</u>	<u>      </u>	<u>      </u>
Council Member Rogers	<u>X</u>	<u>      </u>	<u>      </u>
Council Member Piazza	<u>X</u>	<u>      </u>	<u>      </u>
Council Member Croft	<u>X</u>	<u>      </u>	<u>      </u>
Mayor Wood	<u>X</u>	<u>      </u>	<u>      </u>

  
Mayor

ATTEST:

  
City Clerk

# DIVIDER SHEET

# Public Hearings

## **COUNCIL AGENDA**

September 8, 2015

**TO:** Honorable Mayor and Members of the City Council

**SUBJECT:** CDBG Program Public Hearing on the Consolidated Annual Performance and Evaluation Report (CAPER) Fiscal Year 2014-2015

### **INTRODUCTION**

Community Development Block Grant (CDBG) regulations require grantees, such as the City, to prepare an annual performance report. This report is called the Consolidated Annual Performance and Evaluation Report (CAPER) and it needs to be submitted to the U.S. Department of Housing and Urban Development (HUD) no later than 90 days after the close of the grantee's program year. This annual report summarizes a grantee's accomplishments during the previous program year and it is used by HUD to: 1) Provide the necessary information required by HUD to assess each grantee's ability to carry out its programs in compliance with applicable regulations and requirements; 2) Provide information necessary for HUD to report to Congress; and 3) Provide the grantee with an opportunity to describe its program achievements with its citizens.

### **STATEMENT OF FACTS**

The CAPER includes a summary of Lakewood's overall progress in meeting local priorities and goals during the program year. The City's CAPER discusses annual and cumulative performance in the context of the five-year strategic goals of the Consolidated Plan and the annual goals of the Action Plan, including the following areas: decent housing, continuum of care, leveraged resources, citizen participation, and other actions. This year-end report lists the City's efforts in furthering fair housing and information on program requirements such as monitoring, displacement and/or relocation, anti-poverty strategies, and supplemental information such as a financial summary. It also includes a self-evaluation, which describes the City's accomplishments and identifies any changes necessary to meet the listed goals and strategies.

The CDBG accomplishments for FY 2014-2015 are summarized as follows:

1. Public Services –unduplicated participants served:
  - Meals on Wheels - 199 individuals
  - Community Family Guidance - 264 individuals
  - Pathways Volunteer Hospice - 71 individuals
  - Fair Housing - 357 individuals
  - Human Services Association - 93 individuals
2. Fix-Up Paint-Up Grant Program - During FY 2014-2015, a total of 2 grants were approved and funded via Lakewood Successor Agency funds.

3. Community Conservation – responded to 268 service requests within CDBG target areas.


The Citizen Participation Plan requires that the City conduct a public hearing for the purpose of reviewing program performance and progress through the submission of the CAPER for public review. A 15-day comment period began on August 24, 2015 allowed citizens to review the CAPER and submit written comments to the Community Development Director no later than September 8, 2015. The Comment period concludes on September 8, 2015 with a public hearing held before City Council. Any comments received will be submitted in conjunction with the CAPER, which is due to the local HUD office no later than September 30, 2015.


**SUMMARY**

The CAPER provides a summary of the accomplishments of the CDBG Program, both programmatic and financial, for the 2015 Fiscal Year (July 1, 2014 through June 30, 2015). The CAPER also summarizes how the City of Lakewood met its priority needs and goals as outlined in the Annual Action Plan. As required by Code of Federal Regulations (24 CFR Part 91.105), a Public Hearing must be held to give Lakewood's citizens an opportunity to comment on this report.

**STAFF RECOMMENDATION**

It is recommended that the City Council hold a public hearing to solicit citizen comments on the City's Consolidated Annual Performance and Evaluation Report for fiscal year July 1, 2014 through June 30, 2015, and following the hearing, direct staff to take into consideration all comments received on the CAPER and submit those comments, if any, to the local HUD office.

Sonia Dias Southwell, AICP   
Director of Community Development

Howard L. Chambers  
City Manager 





**CITY OF LAKEWOOD  
CONSOLIDATED ANNUAL  
PERFORMANCE AND  
EVALUATION REPORT**

**FOR THE**

**COMMUNITY DEVELOPMENT  
BLOCK GRANT PROGRAM**

**JULY 1, 2014 - JUNE 30, 2015**

**Prepared by the City of Lakewood  
Community Development Department**

## **CR-05 - Goals and Outcomes**

### **Progress the jurisdiction has made in carrying out its strategic plan and its action plan. 91.520(a)**

This could be an overview that includes major initiatives and highlights that were proposed and executed throughout the program year.

The City of Lakewood proposed and successfully executed a number of activities throughout FY 2014-2015 which includes Code Enforcement and Community Conservation, Community Facility Improvements (Burn's Center and Palm's Park), Fair Housing, Community Family Guidance Center, Meals on Wheels, Pathways Volunteer Hospice, Human Services Association and Economic Development.

#### **Code Enforcement**

Code Enforcement processed 1,256 service requests during FY 2014-2015.

#### **Community Facilities Improvements**

During FY 2014-2015, the City expended \$21,490.59 on architectural drawings for the Palms Park project.

#### **Fair Housing**

Lakewood's Fair Housing Consultant assisted 253 households during FY 2014-2015 with various Fair Housing issues.

#### **Community Family Guidance Center**

City of Lakewood's Burn's Center staff assisted 64 children during FY 2014-2015.

#### **Meals on Wheels**

Provided meals for 145 households and 199 individuals during FY 2014-2015.

#### **Pathways Volunteer Hospice**

Provided non-medical services to 46 terminally ill persons during FY 2014-2015.

#### **Human Services Association**

Provided 61 meals congregate meals at the Weingart Senior Center and home delivered meals to Lakewood residents.

**Comparison of the proposed versus actual outcomes for each outcome measure submitted with the consolidated plan and explain, if applicable, why progress was not made toward meeting goals and objectives. 91.520(g)**

Categories, priority levels, funding sources and amounts; outcomes/objectives, goal outcome indicators, units of measure, targets, actual outcomes/outputs, and percentage completed for each of the grantee's program year goals.

There were four goals and objectives that were not met during the program year 2014-2015. They are as follows:

**Single-Family Rehabilitation Loan Program and Fix-Up Paint-Up Grant Program**

The City of Lakewood offers its Single-Family Rehabilitation Loan Program and Fix-Up, Paint-Up Program to qualified low income families, senior citizens, and disabled individuals. During FY 2014-2015 this program was funded using Lakewood Housing Successor Agency funds. The modification of funding sources during the last two years has reduced the City's ability to offer this program to the extent originally planned in the FY 2010-2015 Consolidated Plan. In some cases this change increased the qualifying requirements. However, because Successor Agency funds are used to supply Lakewood residents with loan and grants, the City is able to use the State's income limit which increases the City's ability to serve its lower income residents. Currently, the City is able to offer 10 loans and 6 grants. The City maintains a waiting list of potential loan and grant recipients. During FY 2014-2015, there were 47 households on the loan waiting list and 30 households on the grant waiting list. Despite this large number on the waiting list, few actually qualified for the program. No loan applications were processed and two grant applications were processed.

**Community Facilities Improvements**

The Burn's Center project initially was funded to replace brick pavers and concrete hardscape walkways caused by uplifting of tree roots, displacement and damage, plus the renovation of landscaping, irrigation system repair/replacement and other improvements caused by the uplifting. Further analysis revealed that the building was in substantial need of renovation which included constructing a new ADA compliant elevator on the exterior of the building where parts of the proposed landscape and hardscape would be installed. Therefore, the Burns Community Center project was not completed due to unforeseen structural issues.

**Economic Development**

The third goal that was not met during the program year 2014-2015 is Lakewood Business Development Fund. Lakewood Business Fund is a Revolving Loan Fund (RLF) that was established to offer loans to new or existing businesses that would assist with either job retention and/or new job development. The main source of the funding was from the federal Economic Development Administration (EDA) through a grant to the Gateway Council of Governments (Gateway COG). There were initial success stories generated from the use these funds, most notably TFC MFG. Inc., a local aerospace parts manufacture that started with 28 employees and has recently expanded into a new facility with 150

employees. In recent years the City was unable to loan monies to qualifying commercial establishments as the interest rates became non-competitive and the applicants did not have sufficient collateral. Occasionally the Small Business Administration (SBA) loans had collateralized everything owned by the new business owners, therefore there was no additional collateral for an RLF loan. The EDA demanded that the RLF be returned to the EDA or transferred to another qualifying entity. The City of Lakewood worked with the Gateway COG to identify another independent agency that could better utilize these business development funds. TELACU was the agency identified and approved by both the Lakewood City Council and the Board of Directors for the Gateway COG to receive the funds that can be used in Lakewood and other Gateway COG member cities. The EDA is currently processing this transfer request.

Goal	Category	Source / Amount	Indicator	Unit of Measure	Expected – Strategic Plan	Actual – Strategic Plan	Percent Complete	Expected – Program Year	Actual – Program Year	Percent Complete
Housing Preservation and Improvement		CDBG / \$54,024 General Fund	Code Enforcement & Community Conservation Program	Households assisted	500	1,256	251.2%	FY 2014-2015	FY 2014-2015	251.2%
Housing Preservation and Improvement		Successor Agency Loan Paybacks \$180,000	Single-Family Residential Rehabilitation Loan Program	Households assisted	10	0	0%	FY 2014-2015	FY 2014-2015	0%
Housing Preservation and Improvement		Successor Agency Loan Paybacks \$19,000	Fix Up Paint Up Program	Households assisted	6	2	33%	FY 2014-2015	FY 2014-2015	33%
Housing Preservation and Improvement		CDBG \$117,609	Rehabilitation Delivery Costs	Employees	\$117,609	\$39,539.87	33.6%	FY 2014-2015	FY 2014-2015	33.6%
Housing Preservation and Improvement		General Fund	Development Review Board	Residential households	61	85	144%	FY 2014-2015	FY 2014-2015	144%
Housing Preservation and Improvement		General Fund	Mobile Home Parks	Residential households	88	88	100%	FY 2014-2015	FY 2014-2015	100%
Housing Preservation and Improvement		General Fund	Apartment Conversion and Maintenance							
Housing Preservation and Improvement		General Fund	Federally Subsidized Senior Housing	Senior Citizens assisted						
Housing Preservation		General Fund	Neighborhood Clean-Up	Residential households	6 Events	6	100%	FY 2014-2015	FY 2014-2015	100%

CAPER



Community Services	CDBG	Association Planning and Administration	Staff					
Continuum of Care Assistance	General Fund	Burns Community Center	Homeless persons	6	15	250%	FY 2014-2015	FY 2014-2015
Economic Development	EDA Grant	Lakewood Business Development Program		2	0	0%	FY 2014-2015	FY 2014-2015

Table 1 - Accomplishments – Program Year & Strategic Plan to Date

Assess how the jurisdiction's use of funds, particularly CDBG, addresses the priorities and specific objectives identified in the plan, giving special attention to the highest priority activities identified.

Lakewood's highest priority activities that are funded through CDBG include Housing Preservation and Improvement, Housing Assistance, Equal Housing Opportunity, Community Facilities and Infrastructure, and Community Services, Rehabilitation Delivery Costs, Section 8 Rental Assistance referrals, Fair Housing Program, Community Family Guidance Center, Meals on Wheels, Pathways Volunteer Hospice, Human Services Association and Planning and Administration.

#### Housing Preservation and Improvement

The City of Lakewood's Code Enforcement and Community Conservation program utilized \$45,055 of CDBG funds to operate during the FY 2014-2015. This Activity addresses the Priority titled 'Housing Preservation and Improvement' as the primary concern of the program is correction of unsafe and/ or unsightly properties. Property owners and/ or tenants are notified by a Community Conservation Representative to take action on accumulated refuse or debris, inoperative vehicles, graffiti, building, zoning, and other violations. Community Conservation Representatives responded to 1,256 calls during FY 2014-2015. Of those calls, 268 were located in Area 3 which is a target area for extremely low, low, moderate income households and is funded through CDBG. Of the 268 cases received, 238 cases were cleared during FY 2014-2015.

The City utilized \$39,539.87 for Rehabilitation Delivery Costs of CDBG funds to provide Lakewood's Single-Family Residential Rehabilitation Loan Program and Fix-Up, Paint-Up Program to low-moderate income Lakewood residents. These programs address 'Housing Preservation and Improvement' as CDBG funded the housing position to provide the services. The loan and grant programs utilized state Successor Agency program income funds to loan \$18,000 to qualified recipients to improve their homes. Projects include new roofing, kitchen and bathroom upgrades, new windows,

carpeting and flooring, electrical and plumbing work, air conditioning and other improvements. The loan is 0% interest loan and is only required to be repaid when the house is sold, refinanced, another person is added to the title, or the participant passes away. The Fix-Up, Paint-Up Program offered \$3,000 in grant funds to residents to paint their homes and perform minor repair work to stucco, trim, eaves and door replacement.

### **Housing Assistance**

Lakewood's Fair Housing Consultant provided 121 referrals to HACoLA for housing assistance. HACoLA proposed to provide rental assistance to 216 low to moderate income households during FY 2014-2015.

### **Equal Housing Opportunity**

Lakewood utilized \$33,707.00 of CDBG funding for its Equal Housing Opportunity Program.

Equal Housing Opportunity is another high priority for Lakewood and is addressed through the Fair Housing Program. Discrimination has an effect in limiting housing choice and equal opportunity in renting, selling, and financing housing. Lakewood contracts with a Fair Housing Consultant to eliminate discrimination based on sex, race, religion, national origin, disability or age. Lakewood's Fair Housing Consultant provides fair housing information and education, investigates housing discrimination complaints and promotes informal conciliation, and makes referrals to appropriate sources for the formal resolution of discrimination complaints when informal conciliation efforts fail.

Lakewood's Fair Housing Consultant provided services to clients that included documentation, investigation and review of complaints received and reported to the City the recommendations for actions.

Lakewood's Fair Housing Consultant processed Client Service complaints, followed-up on the complaints, referred clients when the client's needs were not met by the Fair Housing Consultant. Lakewood's Fair Housing Consultant made a variety of efforts to educate and advertise Fair Housing services for Lakewood which included distributing public education materials publications regarding Fair Housing to community organizations, owners, managers, realtors, and all residents in the community. Lakewood's fair Housing consultant also delivered education on Lakewood's website and publications and conducted workshops and held an open house in May.

During FY 2014-2015, the Fair Housing Consultant attended several workshops and training sessions including the Los Angeles Times Advertising Task Force, Laws and Litigation Conference, the Fair Housing Summit, the California Enterprise Fair Housing Summit, National Association of Housing and Redevelopment Officials and the Fair Housing HUD Policy Conference. In addition, the Fair Housing Consultant conducted ten (10) consumer-training workshops and also attended County of Los Angeles Service Planning Area (SPA) 7 monthly Homeless Coalition meetings.



### **Community Services**

Community Family Guidance Center is an activity that has a high priority and addresses Community Services. This year, the Recreation and Community Services department utilized \$9,000 of CDBG funding to counsel 64 children who were emotionally disturbed. This service assists in creating and sustaining a healthy environment for the community.

Meals on Wheels utilized \$10,500 to provide meals to 145 low income and special needs households. Meals on Wheels is a high priority that addresses Community Services.

Another activity that addresses the Community Services priority is Pathways Volunteer Hospice. This activity utilized \$9,000 to provide in home, non-medical services to 46 terminally ill persons.

A fourth activity that addresses Community Services is Human Service Association. Human Services Association utilized \$4,500 to provide meals to 61 senior citizens at the Weingart Senior Center and meals delivered to their homes.

The fifth activity that addresses Community Services is Planning and Administration. The Community Development Department utilized \$88,548 to prepare the FY 2015-2019 Consolidated Plan, FY 2014-2015 Action Plan, and CAPER. plus the continuous outreach to address the changing needs of the community.

### **Economic Development**

Although the City did not process any new commercial loans in FY 2014-2015, Lakewood has always been business-friendly when it comes to taxes and is sensitive to the needs of its residents and the business community. The city maintains low taxes and license fees in order to help promote growth in local businesses, which in turn has a positive impact on the local economy as a whole. In addition to low taxes and fees, the city encourages economic growth by avoiding the imposition of multiple tax and fee categories. Filming in Lakewood requires only a business license, which is \$86 plus \$5 per employee, plus a \$225 processing fee. The application process takes about 15 minutes.

Lakewood has very low businesses license fees and as an additional incentive, the city waives the business license fee requirements for qualifying veterans and disabled persons. Sections 6506 and 6507 of the Lakewood Municipal Code describes the provisions for Business License Fee Waivers.

Additionally, Lakewood utilizes Specific Plans to create districts that support automobile dealerships, full-service restaurants in areas where they would not otherwise be permitted. Recently, a Specific Plan was adopted to accommodate the signage needs for a new business that would otherwise have poor street visibility. Lakewood has seven approved Specific Plan areas. Specific Plans are formed to redefine and clarify development standards and allowable land uses. A Specific Plan may allow certain types of businesses that were not previously allowed on a

property. Specific Plans allow businesses to have variations from the zoning regulations in a manner that ensures that the activity or project will be compatible with surrounding uses.

## CR-10 - Racial and Ethnic composition of families assisted

Describe the families assisted (including the racial and ethnic status of families assisted).  
91.520(a)

	ESG
<b>Race:</b>	
White	270
Black or African American	83
Asian	13
American Indian or American Native	2
Native Hawaiian or Other Pacific Islander	4
Black and White	3
Asian and White	5
American Indian and White	3
Mixed Race	68
Puerto Rican	5
Mexican	19
Cuban	6
Hispanic	59
Other	7
<b>Total</b>	<b>547</b>
<b>Ethnicity:</b>	
Hispanic	102
Not Hispanic	445

Table 2 – Table of assistance to racial and ethnic populations by source of funds

### Narrative

The City of Lakewood has assisted 547 families during the FY 2014-2015. The races and ethnicities are categorized in Table 2. The activities that assisted these families include Fair Housing, Meals on Wheels, Community Family Guidance, Human Services Association, and Pathways Volunteer Hospice.

## CR-15 - Resources and Investments 91.520(a)

### Identify the resources made available

Source of Funds	Source	Resources Made Available	Amount Expended During Program Year
CDBG		\$539,459	\$260,191.35
HOME		N/A	N/A
HOPWA		N/A	N/A
Other	Program Income	\$24,457.23	\$18,896.94

Table 3 – Resources Made Available

### Narrative

Lakewood received \$539,459.00 from CDBG funding and \$24,457.23 in Program Income Loan Payback funds.

### Identify the geographic distribution and location of investments

Target Area	Planned Percentage of Allocation	Actual Percentage of Allocation	Narrative Description
Area 3	10%	8.35%	See below

Table 4 – Identify the geographic distribution and location of investments

### Narrative

The City's policy regarding housing programs is to market and make them available throughout the City. The City promotes a balanced and integrated community. The programs are not directed to any one geographical area in the City, but rather to all persons and families with extremely low to low income. The eligible income range is 0 to 80% of the Median Family Income (MFI).

The only exception to this policy is that some activities (Code Enforcement, Public Facilities and Street Improvements) are limited to special CDBG Eligible Areas, which are known as area benefit activities. An area benefit activity is an activity that meets the identified needs of low income persons residing in an area where at least 51% of the residents are low income persons (or less if the exception criteria are applicable). The exception criteria are applied in an area where at least 28.9% of the residents are low to moderate income persons. The benefits of the activity are available to everyone in that area despite their income.

During the FY 2014-2015, Code Enforcement processed 268 cases in Area No. 3 which is designated as a CDBG eligible area. Of those 268 cases, 238 have been cleared. The City of Lakewood proposed to expend \$54,024 of CDBG funds for Code Enforcement activities. During FY 2014-2015, Lakewood utilized \$45,055.

## **Leveraging**

**Explain how federal funds leveraged additional resources (private, state and local funds), including a description of how matching requirements were satisfied, as well as how any publicly owned land or property located within the jurisdiction that were used to address the needs identified in the plan.**

The City of Lakewood did not leverage any other additional funds with any CDBG projects during the Program Year 2014-2015.

## CR-20 - Affordable Housing 91.520(b)

Evaluation of the jurisdiction's progress in providing affordable housing, including the number and types of families served, the number of extremely low-income, low-income, moderate-income, and middle-income persons served.

	One-Year Goal	Actual
Number of homeless households to be provided affordable housing units		
Number of non-homeless households to be provided affordable housing units		
Number of special-needs households to be provided affordable housing units		
<b>Total</b>		

Table 5- Number of Households

	One-Year Goal	Actual
Number of households supported through rental assistance		
Number of households supported through the production of new units		
Number of households supported through the rehab of existing units	16	2
Number of households supported through the acquisition of existing units		
<b>Total</b>	<b>16</b>	<b>2</b>

Table 6 - Number of Households Supported

**Discuss the difference between goals and outcomes and problems encountered in meeting these goals.**

The City of Lakewood provides referrals to homeless individuals through Lakewood's Continuum of Care Program which is funded through the General Plan. During FY 2014-2015, Lakewood expected to refer six individual to homeless services but referred 15 individuals.

Lakewood's Fair Housing Consultant referred 121 individuals to HACoLA for Section 8 assistance for affordable housing. HACoLA projected to assist 216 individuals during FY 2014-2015.

It is the intent of the City of Lakewood to provide 10 Single-Family Rehabilitation Loans and six Fix-Up, Paint-Up Grants through Lakewood's Single-Family Rehabilitation Programs. Due to a lack of eligibility, only two grants were processed during FY 2014-2015.

Discuss how these outcomes will impact future annual action plans.

The outcomes will not impact future action plans.

Include the number of extremely low-income, low-income, and moderate-income persons served by each activity where information on income by family size is required to determine the eligibility of the activity.

Number of Persons Served	CDBG Actual	HOME Actual
Extremely Low-income	339	N/A
Low-income	168	N/A
Moderate-income	80	N/A
<b>Total</b>	944 (includes 357 individuals assisted by Fair Housing- not represented above- individuals by income level were not recorded separately)	N/A

Table 7 – Number of Persons Served

### Narrative Information

The activities where information on income by family size is required to determine the eligibility include Fair Housing, Community Family Guidance, Human Services, Meals on Wheels, Pathways Volunteer Hospice, and Lakewood's Single-Family Residential Rehabilitation Loan and Grant Programs.

#### Fair Housing

Lakewood's Fair Housing Consultant assisted 253 households and 357 individuals with income levels that were extremely low, low, and moderate. The issues consisted of discrimination, tenant/landlord problems, predatory lending, and follow-up complaints. Of those 253 families, 68 were extremely low income families, 123 families were low income, and 62 families were moderate level income. The distribution between extremely low, low, and moderate income individuals was not recorded separately.

#### Community Family Guidance

There were 65 families and a total of 264 persons who are extremely low, low, or moderate-income level and received services from Community Family Guidance. Of those 65 families, 52 families (200 persons) were extremely low income families, nine families (48 persons) were low income, and four families (17 persons) were moderate level income. There were no individuals with a high level of income assisted by Community Family Guidance.

#### Human Services Association

The Human Services Association assisted 57 families and a total of 87 persons who are extremely low, low, or moderate-income level during FY 2014-2015. Of those 57 families, 43 families (57 persons) were extremely low income level, 10 families (16 persons) were low income level, and four families (14 persons) were moderate income level. An additional four families (six persons) were assisted but not calculated in Table 7 as those families had a high level of income.

**Meals on Wheels**

Meals on Wheels assisted 130 families and a total of 173 persons who are extremely low, low, or moderate-income level during FY 2014-2015. Of those 130 families, 52 families (71 persons) were extremely low-income, 66 families (83 persons) were low-income, and 12 families (19 persons) were moderate income. An additional 15 families (26 persons) were assisted but not calculated in Table 7 as those families had a high level of income.

**Pathways Volunteer Hospice**

Pathways Volunteer Hospice assisted 40 families and a total of 62 individuals who are extremely low, low, or moderate-income level during FY 2014-2015. Of those 40 families, 11 families (11 persons) were extremely low-income, 12 families (21 persons) were low-income, and 17 families (30 persons) were moderate income. An additional 5 families (9 persons) were assisted but not calculated in Table 7 as those families had a high level of income.

**Fix-Up Paint-Up Grant Program**

The City of Lakewood processed two grants in FY 2014-2015. One grant was processed for an extremely low-income family of three and the other was processed for a family of three with low-income. There were no families with high income assisted by Lakewood's Fix-Up, Paint-Up Program.



## **CR-25 - Homeless and Other Special Needs 91.220(d, e); 91.320(d, e); 91.520(c)**

**Evaluate the jurisdiction's progress in meeting its specific objectives for reducing and ending homelessness through:**

**Reaching out to homeless persons (especially unsheltered persons) and assessing their individual needs**

In January of 2015, the City of Lakewood participated in the Los Angeles Continuum of Care Homeless Count to address the needs of the homeless in a continuum of care model. This model includes the following components: Outreach intake assessment, emergency shelter, transitional housing, permanent supportive housing, and employment support services.

**Addressing the emergency shelter and transitional housing needs of homeless persons**

In February 2012, the City amended the Zoning Ordinance to permit emergency shelters by right in the M-2 zone. This is to comply with State law (SB2) requiring that a zone be identified to permit emergency shelters by right. This was also identified as a program in the certified Housing Element. There are conditions for such use that further assist the needs of homeless persons that include regulating the number of beds, requiring a level of sanitation, requiring a message board to educate the guests of services such as counseling, employment, transportation, homeless services and medical clinics.

**Helping homeless persons (especially chronically homeless individuals and families, families with children, veterans and their families, and unaccompanied youth) make the transition to permanent housing and independent living, including shortening the period of time that individuals and families experience homelessness, facilitating access for homeless individuals and families to affordable housing units, and preventing individuals and families who were recently homeless from becoming homeless again**

The Gateway Cities Council of Governments COG program and the SPA 7 Coordinated Entry System provided services to those experiencing homelessness in Lakewood. Services were aimed at reducing homelessness through coordination with Lakewood's human service providers, COG outreach, case management and linkages to permanent housing placement.

Services began with outreach and continued up to 6 months after a person was permanently housed. Activities in the outreach phase focused on decreasing the barriers to housing and included: Housing location and re-location assistance, move in assistance, assistance with subsidy and lease compliance i.e. annual reviews, inspections, income reporting, and community re-integration activities surrounding good neighbor policies, support groups in the area, age related services like senior centers, community class offerings and social events. City staff at the Burn's Community Center

assisted 15 requests from homeless persons in obtaining the above stated assistance during FY 2014-2015.

**Helping low-income individuals and families avoid becoming homeless, especially extremely low-income individuals and families and those who are: likely to become homeless after being discharged from publicly funded institutions and systems of care (such as health care facilities, mental health facilities, foster care and other youth facilities, and corrections programs and institutions); and, receiving assistance from public or private agencies that address housing, health, social services, employment, education, or youth needs**

In Lakewood, some of the most "at risk" of homelessness are the low income households who pay more than 30 percent or 50 percent of their income on housing expenses. Any disruption to their income, such as the loss of employment, a rent increase, or medical expenses, could impair their ability to pay for housing.

The at-risk population also includes persons who are in danger of residing in shelters or being unsheltered. This is due primarily to the lack of permanent housing and the absence of an adequate support network, such as parental family or relatives whose homes they could temporarily reside. These individuals, especially those being released from the penal, mental, or substance abuse facilities, and some foster homes require a variety of services including counseling, rental assistance and job training to help them make a positive transition into society.

Section 8 Housing Choice Voucher Program was voluntarily transferred back to the Housing Authority of the County of Los Angeles (HACoLA) as of July 1, 2011. Residents on the program's waiting list who are seeking Section 8 Housing Assistance are given priority over non-residents, even though affordable housing within the city limits is difficult to find. New potential participants who are not currently on the waiting list are referred to the HACoLA for further assistance.

The Assistance Directory at the Burns Community Center enabled staff to assist the low-income individuals and families, especially extremely low-income individuals and families, who were likely to become homeless or who were receiving assistance from public or private agencies to address housing, health, social services, employment, education or youth needs.

### **CR-30 - Public Housing 91.220(h); 91.320(j)**

#### **Actions taken to address the needs of public housing**

The City of Lakewood does not have public housing units located within city limits. The City participated of the Section Housing Voucher Program through the County of Los Angeles.

#### **Actions taken to encourage public housing residents to become more involved in management and participate in homeownership**

N/A

#### **Actions taken to provide assistance to troubled PHAs**

The City of Lakewood has worked with LAHSA to address homeless issues in the area through the Continuum of Care Model. The Continuum of Care Model for Los Angeles County includes outreach, intake assessment, emergency shelter, transitional housing, permanent supportive housing, permanent housing, employment services and other supportive services. The City does not directly provide transitional housing for the homeless; however, the City will continue to coordinate efforts to provide information and resources for transitional housing through the Burns Community Center. Also they will continue to provide support services such as job training and counseling. The County of Los Angeles also offers an array of work training programs, housing placement assistance, and other support resources.

## **CR-35 - Other Actions 91.220(j)-(k); 91.320(i)-(j)**

**Actions taken to remove or ameliorate the negative effects of public policies that serve as barriers to affordable housing such as land use controls, tax policies affecting land, zoning ordinances, building codes, fees and charges, growth limitations, and policies affecting the return on residential investment. 91.220 (j); 91.320 (i)**

Lakewood allows the placement of manufactured homes, including mobile homes, on vacant sites in residential areas. The designs of all new low-density residential uses, including manufactured homes, are reviewed by the Development Review Board (DRB). Reviews by the DRB are consistent with Government Code Section 65852.3 which regulates the application of local zoning regulations on manufactured homes.

In addition, the City allows the development of “second units” on parcels of land that are at least 10,000 square feet in area and zoned Single-Family Residential (R-1), as specified by Government Code Sections 65852.1 and 65852.2. However, to date, the City has not received an application for the development of a second unit.

Land use controls, as they pertain to density, parking requirements, minimum lot sizes, on and off-site improvements, street design, utility connections and circulation improvements, are found to be fair and consistent with current development standards and practices being employed throughout the region.

The maximum density allowed in the M-F-R zone is based on a formula that allows for more dwelling units as the size of the property increases. For properties less than 12,500 square feet, the minimum lot area per dwelling unit is 1,920 square feet (22 dwelling units per acre). For properties ranging in size from 12,500 square feet to 25,000 square feet, the minimum lot area per dwelling unit is 1,750 square feet (24 dwelling units per acre). For properties greater than 25,000 square feet, the minimum lot area is 1,452 square feet per dwelling unit, or 30 dwelling units per acre. Developers are encouraged to combine parcels to create land for projects of greater density.

Parking requirements for new projects in the M-F-R zone are based on the number of bedrooms in each dwelling unit. Units with one or two bedrooms require two parking spaces, units with three bedrooms require 2.5 parking spaces, and units with four or more bedrooms require three parking spaces. An additional 10 percent on top of the total off-street parking spaces is required for guest parking. Where the residential project is for elderly or persons with disabilities, these requirements may be reduced with a conditional use permit to not less than one parking space for each three dwelling units plus one parking space for every three employees. The required 10 percent additional parking for guests would apply as well.

Road dedications are very seldom required for residential projects as adequate right of ways were dedicated as the City developed. The roadway widths within these right-of-ways are usually adequate in width to accommodate the future growth allowed by current zoning regulations. When road or alley dedications are required, such

dedications are typically five feet or less and are not enough to render a project economically infeasible. Other land use controls, such as off-site improvements, are reviewed by the City's Public Works Department and/or the Los Angeles County Department of Public Works to ensure compliance with current standards.

According to the service providers and utility companies, the City's present infrastructure is adequate to accommodate planned growth levels, and since the City is fully developed, streets, sidewalks and curbs are already in place. However, there are several neighborhoods in eastern Lakewood where the street rights-of-way are of substandard width and require improvements. If the City determines that a street dedication or improvement is required, the street shall be widened in accordance with the width, standards and right-of-way lines of the City's General Plan or the Circulation Element of the General Plan.

**Water:** Development under the adopted General Plan will result in greater demand for water. However, the General Plan policies require managed growth and promote the development of adequate infrastructure prior to new development. Therefore, the gradual increase in demand for water services per year in conjunction with implementation of the policies is not anticipated to result in significant impacts on existing services. The Master Environmental Assessment indicated that most areas served by the City have adequate fire flows that meet Los Angeles County Fire Department Standards.

**Sewer:** The MEA concluded that the sewer trunk lines to the Long Beach Water Reclamation Plant operated by the County Sanitation Districts of Los Angeles County and the treatment capacity of the reclamation plant are adequate to handle the level of wastewater generated within the City.

**Storm Drain:** Future growth consistent with the General Plan will not increase the percentage of the City covered with impervious ground cover. As a result, existing conditions relating to site run-off due to storms will likely remain for the foreseeable future. Future development in the City will provide on-site drainage control systems to lessen the drainage needs of the City.

Lower housing costs have been achieved with the following factors: a) reduction in amenities and quality of building materials; b) availability of skilled construction workers who will work for less than union wages; c) use of manufactured housing, such as mobile homes and modular homes. However, because these costs are all market driven (including labor), it is very difficult to control the costs or reduce them.

Two common methods used for addressing actual and projected inadequacies in public facilities, services, and/or infrastructure, are dedications and in-lieu fees. In Lakewood, dedications typically come in the form of street dedications. The cost to a developer for street dedications is very low, usually consisting of only a minimal Los Angeles County Recorder's fee. Infrequently, the services of a civil engineer may be necessary to prepare a legal description of the land to be dedicated. The loss of acreage available for development reduces the developer's flexibility in project design options and may

also be a constraint. The Community Development Department did not process any road dedications in FY 2014-2015.

All visitors to the Community Development Department are informed that they are entitled to request a reasonable accommodation with respect to zoning, permit processing and building code standards if they feel that they qualify for such an accommodation under the federal Fair Housing Act, and that their requests will be reviewed by City staff. The request will be approved or denied once the Department has made determinations as to the following:

- The qualifying status of the individual,
- The necessity of the accommodation, and
- The financial or administrative burden on the City.

**Actions taken to address obstacles to meeting underserved needs. 91.220(k); 91.320(j)**

The staff at the Burn's Center provided supportive services to 15 homeless persons during FY 2014-2015, the services included information and referral to appropriate social service agencies, emergency food, assistance for transportation on local bus service and use of telephone when persons are seeking assistance.

**Actions taken to reduce lead-based paint hazards. 91.220(k); 91.320(j)**

The City disseminated information and monitored the lead-poisoning data provided by the County. In addition, the City's Residential Rehabilitation Program provided funding to low and moderate-income households in making necessary improvements and correcting code violations.

**Actions taken to reduce the number of poverty-level families. 91.220(k); 91.320(j)**

A fundamental way to reduce poverty is through job creation and enhancement. There are a number of local, state and Federal programs that focus on job creation and retention. The most notable is the State of California's welfare reform plan, known as CalWORKS. CalWORKS is designed to move welfare recipients from dependency to self-sufficiency through employment and to divert potential recipients from dependency. Job related education and training are provided through the County of Los Angeles, Department of Public Social Services.

The County's Department of Public Social Services also administered various programs that provide cash aid and other benefits and services to individuals and families in need. These programs are designed to alleviate hardship and promote family health, personal responsibility, and economic independence. According to the County, the majority of persons who sought these programs were primarily in need of medical assistance and in-home support services.

The City's Recreation and Community Services Department referred many persons to the County anti-poverty programs as described above in FY 2014-2015.

In addition, the City preserved, rehabilitated, and expanded affordable housing. Maintaining and expanding affordable housing improves the quality of housing and neighborhood involvement, particularly for households in poverty. Programs include the Residential Rehabilitation Program and Section 8 Housing Choice Voucher Program.

**Actions taken to develop institutional structure. 91.220(k); 91.320(j)**

As described above, a fundamental way to reduce poverty is through job creation and enhancement. There are a number of local, state and Federal programs that focus on job creation and retention.

The City of Lakewood worked with the Los Angeles County Housing Authority to encourage full participation in the Family Self-Sufficiency Program (FSS). The National Affordable Housing Act amended the US Housing Act of 1937 to add this program. Under this Act, housing authorities that receive Section 8 vouchers during federal fiscal year 1993 and thereafter must operate a Family Self-Sufficiency Program. The program assisted families in gaining financial self-sufficiency through participation in employment training programs. The trainings help persons develop job skills, further their education, receive their high school diploma, and/or improve their literacy to enable them to become more employable.

The City coordinated efforts with public and private organizations providing economic development and job training opportunities. Some of these are summarized as follows:

- Southeast Los Angeles County Workforce Investment Board
- California Trade and Commerce Agency- Team California
- California Employment Development Department
- Los Angeles County Regional Occupation Program (ROP)

**Actions taken to enhance coordination between public and private housing and social service agencies. 91.220(k); 91.320(j)**

**Identify actions taken to overcome the effects of any impediments identified in the jurisdictions analysis of impediments to fair housing choice. 91.520(a)**

Effects of impediments identified in the Analysis of Impediments include, demographic characteristics, household size and characteristics, access to home purchase and home improvement financing, and public policies and programs.

## **Demographic Characteristics**

Changes in the demographics of a community can influence equal access to housing. Actions to overcome demographic characteristics as identified in the Analysis of Impediments include assistance by the City of Lakewood's Fair Housing Consultant.

## **Household and Housing Characteristics**

Household type and size, income level, the presence of persons with special needs, housing price, and household characteristics may affect a household's access to housing. Landlords may discriminate against certain households based on size and persons with special needs. Lakewood's Housing Consultant assists Lakewood's residents with discrimination issues. During FY 2014-2015, Lakewood's Fair Housing Consultant assisted four households with discrimination issues.

## **Access to Home Purchase and Home Improvement Financing**

An essential aspect of fair housing choice is equal access to credit for the purchase or improvement of a home. The analysis of lending patterns in the City reveals the following issues:

Approval rates for conventional home purchase loans varied by applicant race. A review of the data found that White applicants were the largest group whose loan was originated (59.7%) followed by Asian applicants (8.5%). However, the loan denial rate was more equally balanced among Asian, African American, and White applicants (19.7%, 12.1%, and 15.4%, respectively). This reveals that White applicants had more equity, income, or other assets to obtain a conventional loan than other races, but the proportion of White applicants who had their loan denied was not significantly disproportionate from Asian, African American and Hispanic applicants.

While the denial rate is not significantly disproportionate amongst White, Asian, African American and Hispanic applicants, the percentage rate of denial for conventional loans ranged from 12% to nearly 20%. The denial of conventional loans can lead to potential home buyers to seek unconventional loans which often are offered by predatory lenders. To combat this form of lending, Lakewood's Housing Consultant assisted with 5 claims of predatory lending during the FY 2014-2015.

The City also offers a Single-Family Rehabilitation Loan and Grant Program to its extremely low, low and moderate income residents. Due to limited funding, the City is limited to 10 loans and six grants during FY 2014-2015.

## **Public Policies and Programs**

Public policies and programs can affect the availability of housing choice. To ensure that City policies and programs promote equal housing opportunities, the City allows density bonuses when requested by developers. The City continues to promote density bonus provisions for residential development projects. In conjunction with



implementation of the Housing Element, the City has amended the Municipal Code to conform to State law allowing density bonuses for residential development projects. The City provides financial and development incentives to owners or developers of multi-family housing to set aside units that are affordable to low and moderate income residents.

#### **CR-40 - Monitoring 91.220 and 91.230**

**Describe the standards and procedures used to monitor activities carried out in furtherance of the plan and used to ensure long-term compliance with requirements of the programs involved, including minority business outreach and the comprehensive planning requirements**

The Community Planning and Development Office of the local HUD did not conduct any monitoring of Lakewood's CDBG programs during FY 2014-2015.

#### **Citizen Participation Plan 91.105(d); 91.115(d)**

The City's Five-Year Consolidated Plan, Action Plan, and CAPER are in accordance with Lakewood's Citizen Participation Plan.

**Describe the efforts to provide citizens with reasonable notice and an opportunity to comment on performance reports.**

Public participation has been encouraged in compliance with the City of Lakewood's Citizen Participation Plan. A notice was published in the Press Telegram on August 24, 2015, announcing a 15-day comment period beginning August 24, 2015 and concluding on September 8, 2015. The notice also announced a public hearing to be held before the City Council on September 8, 2015, that concluded the 15-day comment period. The City of Lakewood did not receive any written or verbal comments regarding the FY 2014-2015 CAPER comment period.

**CR-45 - CDBG 91.520(c)**

**Specify the nature of, and reasons for, any changes in the jurisdiction's program objectives and indications of how the jurisdiction would change its programs as a result of its experiences.**

The City of Lakewood did not have any changes in the program objectives.

**Does this Jurisdiction have any open Brownfields Economic Development Initiative (BEDI) grants?**

The City of Lakewood does not have any open Brownfield Economic Development Initiative grants.

**[BEDI grantees] Describe accomplishments and program outcomes during the last year.**

N/A

# APPENDIX A

# ATTACHMENTS

# CDBG FINANCIAL SUMMARY



**LINE 17 DETAIL: ACTIVITIES TO CONSIDER IN DETERMINING THE AMOUNT TO ENTER ON LINE 17**

Report returned no data.

**LINE 18 DETAIL: ACTIVITIES TO CONSIDER IN DETERMINING THE AMOUNT TO ENTER ON LINE 18**

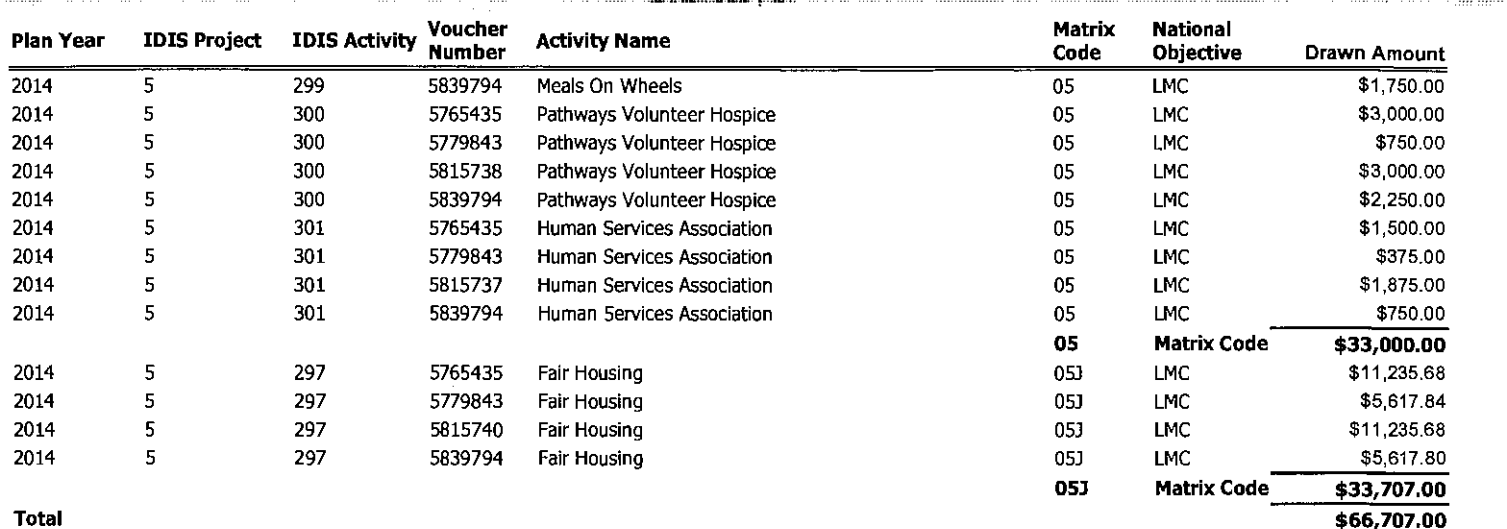
Report returned no data.

**LINE 19 DETAIL: ACTIVITIES INCLUDED IN THE COMPUTATION OF LINE 19**

Plan Year	IDIS Project	IDIS Activity	Voucher Number	Activity Name	Matrix Code	National Objective	Drawn Amount
2013	4	287	5815732	Palms Park Improvements	03F	LMA	\$17,060.59
2013	4	287	5839797	Palms Park Improvements	03F	LMA	\$4,430.00
					<b>03F</b>	<b>Matrix Code</b>	<b>\$21,490.59</b>
2014	5	298	5765435	Community Family Guidance	05	LMC	\$3,000.00
2014	5	298	5779843	Community Family Guidance	05	LMC	\$750.00
2014	5	298	5815736	Community Family Guidance	05	LMC	\$3,750.00
2014	5	298	5839794	Community Family Guidance	05	LMC	\$1,500.00
2014	5	299	5765435	Meals On Wheels	05	LMC	\$3,500.00
2014	5	299	5779843	Meals On Wheels	05	LMC	\$875.00
2014	5	299	5815739	Meals On Wheels	05	LMC	\$4,375.00
2014	5	299	5839794	Meals On Wheels	05	LMC	\$1,750.00
2014	5	300	5765435	Pathways Volunteer Hospice	05	LMC	\$3,000.00
2014	5	300	5779843	Pathways Volunteer Hospice	05	LMC	\$750.00
2014	5	300	5815738	Pathways Volunteer Hospice	05	LMC	\$3,000.00
2014	5	300	5839794	Pathways Volunteer Hospice	05	LMC	\$2,250.00
2014	5	301	5765435	Human Services Association	05	LMC	\$1,500.00
2014	5	301	5779843	Human Services Association	05	LMC	\$375.00
2014	5	301	5815737	Human Services Association	05	LMC	\$1,875.00
2014	5	301	5839794	Human Services Association	05	LMC	\$750.00
					<b>05</b>	<b>Matrix Code</b>	<b>\$33,000.00</b>
2014	5	297	5765435	Fair Housing	05J	LMC	\$11,235.68
2014	5	297	5779843	Fair Housing	05J	LMC	\$5,617.84
2014	5	297	5815740	Fair Housing	05J	LMC	\$11,235.68
2014	5	297	5839794	Fair Housing	05J	LMC	\$5,617.80
					<b>05J</b>	<b>Matrix Code</b>	<b>\$33,707.00</b>
2014	3	295	5765435	Rehabilitation Delivery Costs	14H	LMH	\$44,963.78
2014	3	295	5779843	Rehabilitation Delivery Costs	14H	LMH	\$7,756.09
2014	3	295	5839794	Rehabilitation Delivery Costs	14H	LMH	\$3,493.65
					<b>14H</b>	<b>Matrix Code</b>	<b>\$56,213.52</b>
2014	1	293	5765435	Code Enforcement	15	LMA	\$10,084.77
2014	1	293	5779843	Code Enforcement	15	LMA	\$3,513.24
2014	1	293	5815741	Code Enforcement	15	LMA	\$17,640.13
2014	1	293	5839794	Code Enforcement	15	LMA	\$4,298.69
					<b>15</b>	<b>Matrix Code</b>	<b>\$35,536.83</b>
<b>Total</b>							<b>\$179,947.94</b>

**LINE 27 DETAIL: ACTIVITIES INCLUDED IN THE COMPUTATION OF LINE 27**

Plan Year	IDIS Project	IDIS Activity	Voucher Number	Activity Name	Matrix Code	National Objective	Drawn Amount
2014	5	298	5765435	Community Family Guidance	05	LMC	\$3,000.00
2014	5	298	5779843	Community Family Guidance	05	LMC	\$750.00
2014	5	298	5815736	Community Family Guidance	05	LMC	\$3,750.00
2014	5	298	5839794	Community Family Guidance	05	LMC	\$1,500.00
2014	5	299	5765435	Meals On Wheels	05	LMC	\$3,500.00
2014	5	299	5779843	Meals On Wheels	05	LMC	\$875.00
2014	5	299	5815739	Meals On Wheels	05	LMC	\$4,375.00



Plan Year	IDIS Project	IDIS Activity	Voucher Number	Activity Name	Matrix Code	National Objective	Drawn Amount
2014	6	302	5765435	Program Administration	21A		\$34,930.62
2014	6	302	5779843	Program Administration	21A		\$7,134.20
2014	6	302	5815735	Program Administration	21A		\$34,277.40
2014	6	302	5839794	Program Administration	21A		\$6,477.72
2014	6	302	5839797	Program Administration	21A		\$13,180.00
<b>Total</b>					<b>21A</b>	<b>Matrix Code</b>	<b>\$95,999.94</b>
							<b>\$95,999.94</b>

# SUMMARY OF CONSOLIDATED PLAN PROJECTS



U.S. DEPARTMENT OF HOUSING AND  
URBAN DEVELOPMENT  
OFFICE OF COMMUNITY PLANNING AND  
DEVELOPMENT  
PR06 - Summary of Consolidated Plan  
Projects for Report Year

DATE: 9/2/2015  
TIME: 8:37:25 PM  
PAGE: 1/3

IDIS

Plan IDIS Year Project	Project Title and Description	Program	Project Estimate	Committed Amount
2014 1	Code Enforcement	Under this program, the City will continue to enforce existing building codes with Community Conservation Officers working in conjunction with the Crime, Public Nuisance, and Property Abatement Team serving CDBG-eligible areas.	CDBG	\$54,024.00 \$54,024.00
2	Code Enforcement	Under this program, the City will continue to enforce the existing building codes with Community Conservation Officers working in conjunction with the Crime, Public Nuisance and Property Abatement Team Serving CDBG-eligible areas.	CDBG	\$54,024.00 \$0.00
3	Rehabilitation Delivery Costs	Funds for the payment of reasonable administrative costs and carrying charges such as rehabilitation counseling, work specifications, loan processing, site inspections, reporting and all administrative work related to loan and grant processing.	CDBG	\$117,609.00 \$104,429.00
4	Burns Center Improvements	This project provides for necessary replacement of brick pavers and concrete hardscape walkways due to the uplifting of tree roots, displacement and damage. In addition, this project will also fund the renovation of landscaping, irrigation system repair/replacement and other improvements needed due to current hardscape uplifting.	CDBG	\$187,328.00 \$187,328.00
5	Public Services	These are five (5) public services offered to City of Lakewood residents.	CDBG	\$66,707.00 \$66,707.00
6	Program Administration	This program ensures the effective use of limited CDBG funds, per the community's priorities and federal regulations.	CDBG	\$88,548.00 \$101,734.00

U.S. DEPARTMENT OF HOUSING AND  
URBAN DEVELOPMENT  
OFFICE OF COMMUNITY PLANNING AND  
DEVELOPMENT  
PR06 - Summary of Consolidated Plan  
Projects for Report Year

DATE: 9/2/2015  
TIME: 8:37:25 PM  
PAGE: 2/3

IDIS

Plan IDIS Year Project	Project Title and Description		Program	Amount Drawn Thru Report Year	Amount Available to Draw
2014 1	Code Enforcement	Under this program, the City will continue to enforce existing building codes with Community Conservation Officers working in conjunction with the Crime, Public Nuisance, and Property Abatement Team serving CDBG-eligible areas.	CDBG	\$35,536.83	\$18,487.17
2	Code Enforcement	Under this program, the City will continue to enforce the existing building codes with Community Conservation Officers working in conjunction with the Crime, Public Nuisance and Property Abatement Team Serving CDBG-eligible areas.	CDBG	\$0.00	\$0.00
3	Rehabilitation Delivery Costs	Funds for the payment of reasonable administrative costs and carrying charges such as rehabilitation counseling, work specifications, loan processing, site inspections, reporting and all administrative work related to loan and grant processing.	CDBG	\$56,213.52	\$48,215.48
4	Burns Center Improvements	This project provides for necessary replacement of brick pavers and concrete hardscape walkways due to the uplifting of tree roots, displacement and damage. In addition, this project will also fund the renovation of landscaping, irrigation system repair/replacement and other improvements needed due to current hardscape uplifting.	CDBG	\$0.00	\$187,328.00
5	Public Services	These are five (5) public services offered to City of Lakewood residents.	CDBG	\$66,707.00	\$0.00
6	Program Administration	This program ensures the effective use of limited CDBG funds, per the community's priorities and federal regulations.	CDBG	\$101,734.00	\$0.00

U.S. DEPARTMENT OF HOUSING AND  
URBAN DEVELOPMENT  
OFFICE OF COMMUNITY PLANNING AND  
DEVELOPMENT  
PR06 - Summary of Consolidated Plan  
Projects for Report Year

DATE: 9/2/2015  
TIME: 8:37:25 PM  
PAGE: 3/3

IDIS

Plan IDIS Year Project	Project Title and Description	Program	Amount Drawn in Report Year
2014 1	Code Enforcement	Under this program, the City will continue to enforce existing building codes with Community Conservation Officers working in conjunction with the Crime, Public Nuisance, and Property Abatement Team serving CDBG-eligible areas.	CDBG \$35,536.83
2	Code Enforcement	Under this program, the City will continue to enforce the existing building codes with Community Conservation Officers working in conjunction with the Crime, Public Nuisance and Property Abatement Team Serving CDBG-eligible areas.	CDBG \$0.00
3	Rehabilitation Delivery Costs	Funds for the payment of reasonable administrative costs and carrying charges such as rehabilitation counseling, work specifications, loan processing, site inspections, reporting and all administrative work related to loan and grant processing.	CDBG \$56,213.52
4	Burns Center Improvements	This project provides for necessary replacement of brick pavers and concrete hardscape walkways due to the uplifting of tree roots, displacement and damage. In addition, this project will also fund the renovation of landscaping, irrigation system repair/replacement and other improvements needed due to current hardscape uplifting.	CDBG \$0.00
5	Public Services	These are five (5) public services offered to City of Lakewood residents.	CDBG \$66,707.00
6	Program Administration	This program ensures the effective use of limited CDBG funds, per the community's priorities and federal regulations.	CDBG \$101,734.00

# CDBG ACTIVITY SUMMARY REPORT

U.S. DEPARTMENT OF HOUSING AND URBAN  
DEVELOPMENT  
OFFICE OF COMMUNITY PLANNING AND DEVELOPMENT  
PR08 - Grantee Summary Activity Report

IDIS

Grantee Activity Number	IDIS Activity - ID	Pgm Yr Project	Activity Name	Act Stat	Matrix Code	Initial Funding Date	Funded Amount	Drawn Amount	Date of Last Draw
	1	1994-1	HOME COMMITTED FUNDS ADJUSTMENT	Open			\$0.00	\$0.00	
	173	2005-1	PROGRAM ADMINISTRATION	Canceled	21A		\$0.00	\$0.00	
	182	2005-10	WEINGART SENIOR CENTER BLITZ	Completed	03A	10/25/05	\$527,172.56	\$527,172.56	02/22/2008
	187	2005-15	STRET IMPROVEMENTS	Canceled	03K	04/22/08	\$0.00	\$0.00	
	200	2006-13	LAKEWOOD BUSINESS DEVELOPMENT PROGRAM	Canceled	18C	09/12/06	\$0.00	\$0.00	
	218	2006-15	HOUSING REHABILITATION COSTS	Canceled	14H		\$0.00	\$0.00	
	203	2007-1	PROGRAM ADMINISTRATION	Canceled	21A		\$0.00	\$0.00	
	204	2007-1	PROGRAM ADMINISTRATION	Canceled	21A		\$0.00	\$0.00	
	215	2007-13	WEINGART UTILITIES	Canceled	05		\$0.00	\$0.00	
	220	2007-15	BLOOMFIELD PARK IMPROVEMENTS	Completed	03	06/10/08	\$233,044.13	\$233,044.13	09/27/2008
	221	2007-15	BLOOMFIELD PARK IMPROVEMENTS	Canceled	03	09/25/08	\$0.00	\$0.00	
	222	2007-17	INFRASTRUCTURE	Completed	03K	06/11/08	\$303,331.00	\$303,331.00	09/27/2008
	211	2007-9	ARC OF SOUTHWEST LOS ANGELES COUNTY	Canceled	05O		\$0.00	\$0.00	
	233	2008-11	REHABILITATION DELIVERY COSTS	Completed	14H	02/17/09	\$45,000.00	\$45,000.00	02/19/2009
	231	2008-9	STREET IMPROVEMENTS INFRASTRUCTURE	Completed	03K	02/17/09	\$323,260.65	\$323,260.65	02/26/2009
	235	2009-2	Community Family Guidance	Completed	05O	01/05/10	\$8,500.00	\$8,500.00	06/29/2010
	236	2009-2	Fair Housing	Completed	05	01/05/10	\$32,240.00	\$32,240.00	06/29/2010
	249	2010-1	Community Family Guidance Center	Completed	05O	11/05/10	\$10,500.00	\$10,500.00	07/19/2011
	250	2010-1	Fair Housing	Completed	05K	11/05/10	\$9,672.00	\$9,672.00	06/04/2011
	251	2010-1	MEALS ON WHEELS	Completed	05A	11/05/10	\$12,500.00	\$12,500.00	07/19/2011
	252	2010-1	PATHWAYS VOLUNTEER HOSPICE	Completed	05B	11/04/10	\$10,500.00	\$10,500.00	07/19/2011
	253	2010-1	ADAPTIVE RECREATION	Completed	05B	11/05/10	\$53,633.00	\$53,633.00	07/19/2011
	254	2010-1	HUAMN SERVICES ASSOCIATION	Completed	05A	11/05/10	\$5,000.00	\$5,000.00	07/19/2011
	255	2010-1	WEINGART UTILITIES	Completed	03A	11/05/10	\$5,000.00	\$5,000.00	07/19/2011
	248	2010-2	Program Administration	Completed	21A	11/02/10	\$153,988.00	\$153,988.00	07/19/2011
	256	2010-3	REHAB DELIVERY COSTS	Completed	14H	11/04/10	\$34,183.47	\$34,183.47	07/19/2011
	257	2010-4	CODE ENFORCEMENT	Completed	15	11/05/10	\$57,194.00	\$57,194.00	07/19/2011
	258	2010-5	STREET IMPROVEMENTS	Completed	03K	11/05/10	\$600,496.00	\$600,496.00	12/20/2011
	259	2010-6	Bloomfield Facility and Park Project	Completed	03F	07/18/11	\$543,402.00	\$543,402.00	08/22/2013
	260	2011-3	Program Administration	Completed	21A	12/19/11	\$119,247.09	\$119,247.09	07/20/2012
	261	2011-4	Fair Housing	Completed	21D	12/19/11	\$8,056.72	\$8,056.72	07/20/2012
	262	2011-4	Adaptive Recreation	Completed	05B	12/19/11	\$45,468.64	\$45,468.64	07/20/2012
	263	2011-4	Community Family Guidance Center	Completed	05O	12/19/11	\$8,745.00	\$8,745.00	07/20/2012
	264	2011-4	Human Services Association	Completed	05A	12/19/11	\$4,165.00	\$4,165.00	07/20/2012
	265	2011-4	Meals on Wheels	Completed	05A	12/19/11	\$10,415.00	\$10,415.00	07/20/2012
	266	2011-4	Pathways Volunteer Hospice	Completed	05B	12/19/11	\$8,745.00	\$8,745.00	07/20/2012

U.S. DEPARTMENT OF HOUSING AND URBAN  
DEVELOPMENT  
OFFICE OF COMMUNITY PLANNING AND DEVELOPMENT  
PR08 - Grantee Summary Activity Report

IDIS

Grantee Activity Number	IDIS Activity - ID	Pgm Yr Project	Activity Name	Act Stat	Matrix Code	Initial Funding Date	Funded Amount	Drawn Amount	Date of Last Draw
267		2011-4	Weingart Utilities	Completed	03A	12/19/11	\$4,165.00	\$4,165.00	07/20/2012
268		2011-5	Rehab Delivery Costs	Completed	14H	12/19/11	\$29,213.67	\$29,213.67	06/13/2012
269		2011-6	Code Enforcement	Completed	15	12/19/11	\$50,322.73	\$50,322.73	07/20/2012
270		2011-7	Biscailuz Park Improvements	Completed	03F	12/19/11	\$24,223.75	\$24,223.75	06/13/2012
271		2012-1	Code Enforcement	Canceled			\$0.00	\$0.00	
272		2012-1	Code Enforcement	Completed	15	01/25/13	\$52,273.36	\$52,273.36	07/02/2013
273		2012-2	Program Administration	Canceled	21A		\$0.00	\$0.00	
274		2012-2	Program Administration	Completed	21A	01/25/13	\$93,843.24	\$93,843.24	07/02/2013
275		2012-3	Rehabilitation Delivery Costs	Completed	14H	01/25/13	\$113,696.05	\$113,696.05	07/02/2013
276		2012-4	Single Family Residential Rehab Loan	Completed	14A	01/28/13	\$90,438.00	\$90,438.00	07/02/2013
277		2012-5	Fix-Up Paint-Up Grant	Completed	14A	01/28/13	\$49,278.10	\$49,278.10	12/05/2013
278		2012-6	Fair Housing	Completed	21D	01/28/13	\$32,240.00	\$32,240.00	07/01/2013
279		2012-6	Community Family Guidance Center	Completed	05	01/28/13	\$9,000.00	\$9,000.00	07/01/2013
280		2012-6	Meals on Wheels	Completed	05	01/28/13	\$10,500.00	\$10,500.00	07/01/2013
281		2012-6	Pathways Volunteer Services	Completed	05	01/28/13	\$9,000.00	\$9,000.00	07/01/2013
282		2012-6	Human Services Association	Completed	05	01/28/13	\$4,500.00	\$4,500.00	07/01/2013
283		2013-1	Code Enforcement	Completed	15	10/31/13	\$53,549.00	\$53,549.00	07/31/2014
284		2013-2	Program Administration	Canceled			\$0.00	\$0.00	
285		2013-2	Program Administration	Completed	21A	10/31/13	\$76,526.13	\$76,526.13	07/31/2014
286		2013-3	Rehabilitation Delivery Costs	Completed	14H	10/31/13	\$117,021.78	\$117,021.78	07/31/2014
287		2013-4	Palms Park Improvements	Open	03F	10/31/13	\$185,743.00	\$15,756.53	06/04/2015
288		2013-5	Fair Housing	Completed	05J	10/31/13	\$33,046.00	\$33,046.00	07/31/2014
289		2013-6	Community Family Guidance	Completed	05O	11/12/13	\$9,000.00	\$9,000.00	07/31/2014
290		2013-6	Meals on Wheels	Completed	05A	11/12/13	\$10,500.00	\$10,500.00	07/31/2014
291		2013-6	Pathways Volunteer Hospice	Completed	05M	11/12/13	\$9,000.00	\$9,000.00	07/31/2014
292		2013-6	Human Services Association	Completed	05A	11/12/13	\$4,500.00	\$4,500.00	07/31/2014
293		2014-1	Code Enforcement	Open	15	12/23/14	\$54,024.00	\$35,536.83	08/20/2015
294		2014-1	Code Enforcement	Canceled			\$0.00	\$0.00	
295		2014-3	Rehabilitation Delivery Costs	Open	14H	12/23/14	\$104,429.00	\$56,213.52	08/20/2015
296		2014-4	Burns Center Improvements	Open	03F	12/23/14	\$187,328.00	\$0.00	
297		2014-5	Fair Housing	Open	05J	12/23/14	\$33,707.00	\$33,707.00	08/20/2015
298		2014-5	Community Family Guidance	Open	05	12/23/14	\$9,000.00	\$9,000.00	08/20/2015
299		2014-5	Meals On Wheels	Open	05	12/23/14	\$10,500.00	\$10,500.00	08/20/2015
300		2014-5	Pathways Volunteer Hospice	Open	05	12/23/14	\$9,000.00	\$9,000.00	08/20/2015
301		2014-5	Human Services Association	Open	05	12/23/14	\$4,500.00	\$4,500.00	08/20/2015
302		2014-6	Program Administration	Open	21A	12/23/14	\$101,734.00	\$101,734.00	08/20/2015

U.S. DEPARTMENT OF HOUSING AND URBAN  
DEVELOPMENT  
OFFICE OF COMMUNITY PLANNING AND DEVELOPMENT  
PR08 - Grantee Summary Activity Report

IDIS

Grantee Activity Number	IDIS Activity - ID	Pgm Yr Project	Activity Name	Act Stat	Matrix Code	Initial Funding Date	Funded Amount	Drawn Amount	Date of Last Draw
2	1994-2	CDBG COMMITTED FUNDS ADJUSTMENT	Open		01/01/01	\$4,767,227.22	\$4,767,227.22	\$0.00	04/16/1997
3	1994-3	ESG COMMITTED FUNDS ADJUSTMENT	Open			\$0.00	\$0.00	\$0.00	
4	1994-4	HOPWA COMMITTED FUNDS ADJUSTMENT	Open			\$0.00	\$0.00	\$0.00	
86	1995-13	LOCAL STREETS AND ALLEYS	Completed	03K	07/01/95	\$53,394.24	\$53,394.24	\$53,394.24	09/14/2001
87	1995-14	COMMERCIAL LOANS	Completed	18C	12/28/99	\$200.00	\$200.00	\$200.00	06/30/2000
88	1995-15	HARDSCAPE	Completed	03L	01/11/00	\$127,517.00	\$127,517.00	\$127,517.00	09/12/2000
89	1995-9	CONTINGENCY	Canceled	22		\$0.00	\$0.00	\$0.00	
56	1996-5	PUBLIC SERVICES	Completed	05	07/01/96	\$31,716.66	\$31,716.66	\$31,716.66	02/14/1998
90	1997-9	LOCAL STREETS AND ALLEYS	Completed	03K	07/01/97	\$78,684.84	\$78,684.84	\$78,684.84	09/26/2000
67	1998-1	CODE ENFORCEMENT	Completed	15	07/01/98	\$36,707.93	\$36,707.93	\$36,707.93	05/25/2000
92	1998-1	CODE ENFORCEMENT	Canceled	15		\$0.00	\$0.00	\$0.00	
66	1998-10	PROGRAM ADMINISTRATION	Completed	21A	07/01/98	\$176,933.41	\$176,933.41	\$176,933.41	05/25/2000
80	1998-10	PROGRAM ADMINISTRATION	Canceled	21A		\$0.00	\$0.00	\$0.00	
91	1998-11	SINGLE FAMILY REHABILITATION PROGRAM	Canceled	14A		\$0.00	\$0.00	\$0.00	
81	1998-12	CONTINGENCY	Canceled	22	07/01/98	\$0.00	\$0.00	\$0.00	
82	1998-13	PUBLIC WORKS SLURRY SEAL	Canceled	03K	07/01/98	\$0.00	\$0.00	\$0.00	
68	1998-14	ADA PUBLIC ROW IMPROVEMENTS	Completed	03G	07/01/98	\$10,000.00	\$10,000.00	\$10,000.00	06/13/2001
69	1998-15	PUBLIC WORKS LOCAL STREET AND ALLEY RESU	Completed	03K	07/01/98	\$245,614.15	\$245,614.15	\$245,614.15	09/26/2000
70	1998-15	PUBLIC WORKS SLURRY SEAL	Canceled	03K		\$0.00	\$0.00	\$0.00	
71	1998-16	PUBLIC WORKS HARDSCAPE	Completed	03L	07/01/98	\$72,224.00	\$72,224.00	\$72,224.00	06/13/2001
83	1998-18	PUBLIC WORKS BISCAILUZ BLITZ	Completed	03F	07/01/98	\$12,762.47	\$12,762.47	\$12,762.47	12/29/2000
84	1998-19	PUBLIC WORKS REROOF	Completed	03F	07/01/98	\$5,093.93	\$5,093.93	\$5,093.93	03/03/1999
59	1998-2	HOMEMAKER SERVICE	Completed	05A	07/01/98	\$8,000.00	\$8,000.00	\$8,000.00	05/25/2000
72	1998-2	HOMEMAKER SERVICE	Canceled	05A		\$0.00	\$0.00	\$0.00	
76	1998-20	RECREATIONAL THERAPY	Completed	05B	07/01/98	\$24,814.20	\$24,814.20	\$24,814.20	05/25/2000
85	1998-21	COMMERCIAL LOANS	Canceled	18C	07/01/98	\$0.00	\$0.00	\$0.00	
113	1998-22	REHABILITATION DELIVERY COSTS	Open	14H		\$0.00	\$0.00	\$0.00	
60	1998-3	RETIRED SENIOR VOLUNTEER PROGRAM (RSVP)	Completed	05A	07/01/98	\$260.65	\$260.65	\$260.65	05/25/2000
73	1998-3	RETIRED SENIOR VOLUNTEER PROGRAM (RSVP)	Canceled	05A		\$0.00	\$0.00	\$0.00	
61	1998-4	MEALS ON WHEELS	Completed	05A	07/01/98	\$6,999.96	\$6,999.96	\$6,999.96	05/25/2000
74	1998-4	MEALS ON WHEELS	Canceled	05A		\$0.00	\$0.00	\$0.00	
62	1998-5	HELPLINE YOUTH COUNSELING	Completed	05D	07/01/98	\$5,608.30	\$5,608.30	\$5,608.30	05/25/2000
75	1998-5	HELPLINE YOUTH COUNSELING	Canceled	05D		\$0.00	\$0.00	\$0.00	
63	1998-7	LAKEWOOD HOSPICE	Completed	05M	07/01/98	\$6,900.00	\$6,900.00	\$6,900.00	03/03/1999
77	1998-7	LAKEWOOD HOSPICE	Canceled	05M		\$0.00	\$0.00	\$0.00	
64	1998-8	WEINGART UTILITIES	Completed	05A	07/01/98	\$7,700.00	\$7,700.00	\$7,700.00	05/25/2000

U.S. DEPARTMENT OF HOUSING AND URBAN  
DEVELOPMENT  
OFFICE OF COMMUNITY PLANNING AND DEVELOPMENT  
PR08 - Grantee Summary Activity Report

DATE: 9/2/2015  
TIME: 8:40:20 PM  
PAGE: 4/9

IDIS

Grantee Activity Number	IDIS Activity - ID	Pgm Yr Project	Activity Name	Act Stat	Matrix Code	Initial Funding Date	Funded Amount	Drawn Amount	Date of Last Draw
	78	1998-8	WEINGART UTILITIES	Canceled	05A		\$0.00	\$0.00	
	65	1998-9	COMMUNITY FAMILY GUIDANCE CENTER	Completed	05D	07/01/98	\$6,000.00	\$6,000.00	05/25/2000
	79	1998-9	COMMUNITY SERVICE GUIDANCE CENTER	Canceled	05D		\$0.00	\$0.00	
	93	1999-1	PROGRAM ADMINISTRATION	Completed	21A	03/27/00	\$152,812.19	\$152,812.19	09/12/2000
	219	1999-1	PROGRAM ADMINISTRATION	Open	21A		\$0.00	\$0.00	
	102	1999-10	PUBLIC SERVICE MEALS ON WHEELS	Completed	05A	03/27/00	\$7,000.00	\$7,000.00	09/12/2000
	103	1999-10	PUBLIC SERVICE HELPLINE YOUTH COUNSELING	Canceled	05D		\$0.00	\$0.00	
	104	1999-12	PUBLIC SERVICE RECREATIONAL THERAPY	Completed	05B	03/27/00	\$28,090.92	\$28,090.92	09/12/2000
	105	1999-13	PUBLIC SERVICE LAKEWOOD HOSPICE	Completed	05M	03/27/00	\$6,900.00	\$6,900.00	06/30/2000
	106	1999-14	PUBLIC SERVICE WEINGART UTILITIES	Completed	05A	03/27/00	\$7,700.00	\$7,700.00	09/26/2000
	107	1999-15	PUBLIC SERVICE COMMUNITY FAMILY GUIDANCE	Completed	05D	03/27/00	\$6,000.00	\$6,000.00	05/25/2000
	115	1999-16	PARKING LOTS	Completed	05D	06/26/01	\$74,156.00	\$74,156.00	06/27/2001
	108	1999-17	HELPLINE YOUTH COUNSELING	Completed	05D	05/23/00	\$8,000.00	\$8,000.00	09/12/2000
	94	1999-2	PUBLIC WORKS HARDCAPE	Canceled	03L		\$0.00	\$0.00	
	95	1999-2	PUBLIC WORKS HARDCAPE	Completed	03L	03/27/00	\$81,210.00	\$81,210.00	09/14/2001
	96	1999-3	PUBLIC WORKS SLURRY SEAL	Completed	03K	03/27/00	\$100,000.00	\$100,000.00	06/13/2001
	97	1999-4	PUBLIC WORKS LOCAL STREETS AND ALLEYS	Completed	03K	03/27/00	\$260,992.52	\$260,992.52	12/29/2000
	98	1999-6	CODE ENFORCEMENT	Completed	15	03/27/00	\$35,834.17	\$35,834.17	09/12/2000
	99	1999-7	PUBLIC WORKS ADA PUBLIC R-O-W IMPROVEMENT	Completed	03K	03/27/00	\$15,000.00	\$15,000.00	09/14/2001
	100	1999-8	PUBLIC SERVICE HOME MAKER	Completed	05A	03/27/00	\$7,402.50	\$7,402.50	09/12/2000
	101	1999-9	PUBLIC SERVICE RSVP	Completed	05A	03/27/00	\$268.30	\$268.30	09/12/2000
	109	2000-1	PROGRAM ADMINISTRATION	Completed	21A	12/05/00	\$157,299.63	\$157,299.63	09/14/2001
	110	2000-3	CODE ENFORCEMENT	Completed	15	12/05/00	\$36,343.76	\$36,343.76	09/14/2001
	111	2000-4	STREET IMPROVEMENTS	Completed	03K	12/05/00	\$835,866.72	\$835,866.72	09/14/2001
	112	2000-5	PUBLIC SERVICES	Completed	05	12/05/00	\$121,036.03	\$121,036.03	09/14/2001
	114	2000-7	REHABILITATION PROGRAM DELIVERY COSTS	Completed	14H	06/26/01	\$60,051.95	\$60,051.95	09/05/2002
	116	2001-1	PROGRAM ADMINISTRATION	Completed	21A	10/09/01	\$166,149.00	\$166,149.00	09/05/2002
	117	2001-2	CODE ENFORCEMENT	Completed	15	10/09/01	\$30,295.96	\$30,295.96	09/05/2002
	118	2001-3	PUBLIC SERVICES	Open	05		\$0.00	\$0.00	
	120	2001-3	MEALS ON WHEELS	Completed	05	12/20/01	\$8,000.00	\$8,000.00	09/05/2002
	121	2001-3	COMMUNITY FAMILY GUIDANCE	Completed	05	12/20/01	\$9,700.00	\$9,700.00	09/05/2002
	122	2001-3	FAMILY SERVICE HOME MAKER	Completed	05	12/20/01	\$3,320.00	\$3,320.00	09/05/2002
	123	2001-3	HELPLINE YOUTH COUNSELING	Completed	05	12/20/01	\$3,999.96	\$3,999.96	09/05/2002
	124	2001-3	PATHWAYS VOLUNTEER HOSPICE	Completed	05	12/20/01	\$9,000.00	\$9,000.00	09/05/2002
	125	2001-3	RETIRED AND SENIOR VOLUNTEER PROGRAM	Completed	05	12/20/01	\$146.30	\$146.30	09/05/2002
	126	2001-3	WEINGART UTILITIES	Completed	05	12/31/01	\$7,700.00	\$7,700.00	06/29/2002



U.S. DEPARTMENT OF HOUSING AND URBAN  
DEVELOPMENT  
OFFICE OF COMMUNITY PLANNING AND DEVELOPMENT  
PR08 - Grantee Summary Activity Report

DATE: 9/2/2015  
TIME: 8:40:20 PM  
PAGE: 5/9

IDIS

Grantee Activity Number	IDIS Activity - ID	Pgm Yr Project	Activity Name	Act Stat	Matrix Code	Initial Funding Date	Funded Amount	Drawn Amount Last Draw	Date of Last Draw
127	2001-3	RECREATIONAL THERAPY	Completed	05	12/31/01	\$30,415.72	\$30,415.72	\$30,415.72	09/05/2002
128	2001-3	FAIR HOUSING COUNSELING PROGRAM	Completed	05	12/20/01	\$30,999.00	\$30,999.00	\$30,999.00	09/05/2002
119	2001-4	STREET IMPROVEMENTS	Completed	03K	12/31/01	\$565,400.00	\$565,400.00	\$565,400.00	11/06/2002
129	2001-5	COMMERCIAL LOAN PROGRAM	Completed	18B	12/31/01	\$63,100.00	\$63,100.00	\$63,100.00	06/26/2004
130	2001-7	REHABILITATION PROGRAM DELIVERY COSTS	Completed	14H	12/31/01	\$52,568.71	\$52,568.71	\$52,568.71	09/07/2002
131	2001-8	HOUSING STUDY - ANALYSIS OF IMPEDIMENTS	Completed	20	08/19/02	\$19,830.00	\$19,830.00	\$19,830.00	06/17/2003
132	2001-9	CONTINGENCY	Open	22		\$0.00	\$0.00	\$0.00	
142	2002-10	REHABILITATION DELIVERY COSTS	Completed	14H	09/30/02	\$66,943.87	\$66,943.87	\$66,943.87	08/08/2003
143	2002-11	STREET IMPROVEMENTS	Completed	03K	06/10/03	\$614,136.83	\$614,136.83	\$614,136.83	01/13/2004
144	2002-12	RECREATIONAL THERAPY	Completed	05B	09/30/02	\$32,872.40	\$32,872.40	\$32,872.40	08/08/2003
134	2002-13	PROGRAM ADMINISTRATION	Completed	21A	09/30/02	\$136,148.70	\$136,148.70	\$136,148.70	08/08/2003
145	2002-14	PUBLIC SERVICE - WEINGART UTILITIES	Completed	05A	10/03/02	\$17,160.00	\$17,160.00	\$17,160.00	08/13/2003
133	2002-2	CODE ENFORCEMENT	Completed	15	09/30/02	\$35,935.69	\$35,935.69	\$35,935.69	08/08/2003
135	2002-3	SU CASA	Completed	05G	11/05/02	\$1,400.00	\$1,400.00	\$1,400.00	08/08/2003
136	2002-4	PATHWAYS VOLUNTEER HOSPICE	Completed	05M	09/30/02	\$11,000.00	\$11,000.00	\$11,000.00	08/08/2003
137	2002-5	FAMILY SERVICE HOMEMAKER	Completed	05A	09/30/02	\$2,500.00	\$2,500.00	\$2,500.00	08/08/2003
138	2002-6	RETIRED AND SENIOR VOLUNTEER PROGRAM	Completed	05A	09/30/02	\$139.10	\$139.10	\$139.10	08/08/2003
139	2002-7	MEALS ON WHEELS	Completed	05A	11/05/02	\$11,000.00	\$11,000.00	\$11,000.00	08/08/2003
140	2002-8	COMMUNITY FAMILY GUIDANCE	Completed	05O	09/30/02	\$10,500.00	\$10,500.00	\$10,500.00	08/08/2003
141	2002-9	FAIR HOUSING PROGRAM	Completed	05J	09/30/02	\$30,999.08	\$30,999.08	\$30,999.08	08/08/2003
146	2003-1	PROGRAM ADMINISTRATION	Completed	21A	09/03/03	\$176,184.61	\$176,184.61	\$176,184.61	08/18/2004
159	2003-1	PROGRAM ADMINISTRATION	Canceled	21A		\$0.00	\$0.00	\$0.00	
154	2003-10	REHABILITATION DELIVERY COSTS	Completed	14H	09/03/03	\$72,438.98	\$72,438.98	\$72,438.98	08/18/2004
155	2003-11	STREET IMPROVEMENTS	Completed	03K	09/03/03	\$574,049.93	\$574,049.93	\$574,049.93	01/13/2005
156	2003-12	RECREATIONAL THERAPY	Completed	05B	09/03/03	\$33,826.27	\$33,826.27	\$33,826.27	08/18/2004
157	2003-13	WEINGART UTILITIES	Completed	05A	09/03/03	\$11,500.00	\$11,500.00	\$11,500.00	08/18/2004
158	2003-14	COMMERCIAL LOAN PROGRAM	Completed	18C	09/03/03	\$62,500.00	\$62,500.00	\$62,500.00	05/04/2004
147	2003-2	CODE ENFORCEMENT	Completed	15	09/03/03	\$37,698.16	\$37,698.16	\$37,698.16	08/18/2004
148	2003-3	SU CASA	Completed	05G	09/03/03	\$1,500.00	\$1,500.00	\$1,500.00	08/18/2004
149	2003-4	PATHWAYS VOLUNTEER HOSPICE	Completed	05M	09/03/03	\$11,500.00	\$11,500.00	\$11,500.00	08/18/2004
150	2003-5	FAMILY SERVICE HOMEMAKER	Completed	05A	09/03/03	\$1,657.00	\$1,657.00	\$1,657.00	08/18/2004
151	2003-7	MEALS ON WHEELS	Completed	05A	09/03/03	\$13,000.00	\$13,000.00	\$13,000.00	08/18/2004
152	2003-8	COMMUNITY FAMILY GUIDANCE CTR	Completed	05O	09/03/03	\$11,499.96	\$11,499.96	\$11,499.96	08/18/2004
153	2003-9	FAIR HOUSING	Completed	05J	09/03/03	\$30,999.10	\$30,999.10	\$30,999.10	08/18/2004
162	2004-1	PROGRAM ADMINISTRATION	Completed	21A	09/14/04	\$197,785.72	\$197,785.72	\$197,785.72	08/16/2005
169	2004-10	WEINGART UTILITIES	Completed	05A	09/14/04	\$16,288.00	\$16,288.00	\$16,288.00	09/01/2005

U.S. DEPARTMENT OF HOUSING AND URBAN  
DEVELOPMENT  
OFFICE OF COMMUNITY PLANNING AND DEVELOPMENT  
PR08 - Grantee Summary Activity Report

DATE: 9/2/2015  
TIME: 8:40:20 PM  
PAGE: 6/9

IDIS

Grantee Activity Number	IDIS Activity ID	Pgm Yr Project	Activity Name	Act Stat	Matrix Code	Initial Funding Date	Funded Amount	Drawn Amount	Date of Last Draw
170		2004-11	REHABILITATION DELIVERY COSTS	Completed	14H	09/14/04	\$77,012.07	\$77,012.07	09/03/2005
171		2004-12	STREET IMPROVEMENTS	Completed	03K	04/05/05	\$738,180.00	\$738,180.00	02/04/2006
172		2004-13	FIVE YEAR CONSOLIDATED PLAN	Completed	20	09/01/05	\$19,750.00	\$19,750.00	09/03/2005
160		2004-2	CODE ENFORCEMENT	Completed	15	09/14/04	\$44,671.70	\$44,671.70	08/16/2005
161		2004-3	COMMUNITY FAMILY GUIDANCE CENTER	Completed	05	09/14/04	\$11,500.00	\$11,500.00	08/16/2005
163		2004-4	FAIR HOUSING PROGRAM	Completed	05	09/14/04	\$31,000.00	\$31,000.00	08/16/2005
164		2004-5	MEALS ON WHEELS	Completed	05	09/14/04	\$13,500.00	\$13,500.00	08/16/2005
165		2004-6	SU CASA FAMILY CRISIS AND SUPPORT CENTER	Completed	05G	09/14/04	\$1,500.00	\$1,500.00	09/01/2005
166		2004-7	PATHWAYS VOLUNTEER HOSPICE	Completed	05	09/14/04	\$11,500.00	\$11,500.00	08/16/2005
167		2004-8	ARC	Completed	05B	09/14/04	\$2,000.00	\$2,000.00	08/16/2005
168		2004-9	RECREATIONAL THERAPY	Completed	05	09/14/04	\$36,925.85	\$36,925.85	08/16/2005
174		2005-1	PROGRAM ADMINISTRATION	Completed	21A	10/25/05	\$178,219.96	\$178,219.96	08/30/2006
183		2005-11	PUBLIC SERVICES - SU CASA	Completed	05G	10/25/05	\$1,500.00	\$1,500.00	08/30/2006
184		2005-12	PATHWAYS VOLUNTEER HOSPICE	Completed	05M	10/25/05	\$12,000.00	\$12,000.00	08/30/2006
185		2005-13	PUBLIC SERVICE - ARC	Completed	05O	10/25/05	\$2,000.00	\$2,000.00	08/30/2006
186		2005-14	BISCALUZ PARK HVAC REPLACEMENT	Completed	03F	10/25/05	\$8,007.10	\$8,007.10	05/17/2006
188		2005-15	STREET IMPROVEMENTS	Completed	03K	02/06/06	\$11,000.00	\$11,000.00	05/17/2006
175		2005-3	COMMUNITY CONSERVATION PROGRAM	Completed	15	10/25/05	\$53,837.97	\$53,837.97	08/30/2006
176		2005-4	COMMUNITY FAMILY GUIDANCE CENTER	Completed	05O	10/25/05	\$12,000.00	\$12,000.00	08/30/2006
177		2005-5	PUBLIC SERVICES - FAIR HOUSING PROGRAM	Completed	05J	10/25/05	\$32,239.92	\$32,239.92	08/30/2006
178		2005-6	PUBLIC SERVICES - MEALS ON WHEELS	Completed	05A	10/25/05	\$14,000.00	\$14,000.00	08/30/2006
179		2005-7	PUBLIC SERVICES - RECREATIONAL THERAPY	Completed	05B	10/25/05	\$43,030.10	\$43,030.10	08/30/2006
180		2005-8	PUBLIC SERVICES - WEINGART UTILITIES	Completed	05	10/25/05	\$17,521.00	\$17,521.00	08/30/2006
181		2005-9	REHABILITATION DELIVERY COSTS	Completed	14H	08/29/06	\$94,905.86	\$94,905.86	08/30/2006
195		2006-1	PROGRAM ADMINISTRATION	Completed	21A	09/12/06	\$172,011.00	\$172,011.00	08/01/2007
198		2006-10	WEINGART SENIOR CENTER UTILITIES	Completed	05A	09/12/06	\$5,000.00	\$5,000.00	07/27/2007
199		2006-11	REHABILITATION DELIVERY COSTS	Canceled	14H		\$0.00	\$0.00	
201		2006-14	PALMS PARK ROOF RENOVATIONS	Completed	03F	03/20/07	\$162,776.31	\$162,776.31	02/22/2008
189		2006-2	COMMUNITY CONSERVATION PROGRAM	Completed	15	09/12/06	\$52,556.00	\$52,556.00	07/27/2007
193		2006-6	SU CASA DOMESTIC VIOLENCE NETWORK	Completed	05G	09/12/06	\$1,500.00	\$1,500.00	07/27/2007
197		2006-9	RECREATIONAL THERAPY	Completed	05B	09/12/06	\$41,632.00	\$41,632.00	07/27/2007
202		2007-1	PROGRAM ADMINISTRATION	Completed	21A	04/22/08	\$159,390.00	\$159,390.00	09/27/2008
213		2007-10	RECREATIONAL THERAPY	Completed	05B	02/15/08	\$44,565.00	\$44,565.00	06/06/2008
214		2007-11	WEINGART UTILITIES	Completed	05A	02/15/08	\$5,000.00	\$5,000.00	04/24/2008
217		2007-13	HUMAN SERVICES ASSOCIATION	Completed	05	02/15/08	\$2,190.00	\$2,190.00	04/24/2008
216		2007-14	REHABILITATION DELIVERY COSTS	Completed	14H	04/24/08	\$45,000.00	\$45,000.00	06/06/2008

U.S. DEPARTMENT OF HOUSING AND URBAN  
DEVELOPMENT  
OFFICE OF COMMUNITY PLANNING AND DEVELOPMENT  
PR08 - Grantee Summary Activity Report

IDIS

Grantee Activity Number	IDIS Activity - ID	Pgm Yr Project	Activity Name	Act Stat	Matrix Code	Initial Funding Date	Funded Amount	Drawn Amount	Date of Last Draw
	205	2007-2	COMMUNITY CONSERVATION- CODE ENFORCEMENT	Completed	15	02/14/08	\$55,235.00	\$55,235.00	04/25/2008
	206	2007-3	COMMUNITY FAMILY GUIDANCE	Completed	05O	02/14/08	\$11,500.00	\$11,500.00	04/25/2008
	207	2007-4	FAIR HOUSING PROGRAM	Completed	05J	02/15/08	\$32,240.00	\$32,240.00	06/06/2008
	208	2007-5	MEALS ON WHEELS	Completed	05	02/15/08	\$13,500.00	\$13,500.00	04/25/2008
	209	2007-6	SU CASA DOMESTIC VIOLENCE NETWORK	Completed	05G	02/15/08	\$1,500.00	\$1,500.00	04/24/2008
	210	2007-7	PATHWAYS VOLUNTEER HOSPICE	Completed	05M	02/15/08	\$11,500.00	\$11,500.00	04/24/2008
	212	2007-9	ARC OF SOUTHEAST LOS ANGELES COUNTY	Completed	05O	02/12/09	\$2,000.00	\$2,000.00	04/25/2008
	223	2008-1	COMMUNITY FAMILY GUIDANCE	Completed	05O	02/12/09	\$10,500.00	\$10,500.00	06/26/2009
	232	2008-10	PROGRAM ADMINISTRATION	Completed	21A	02/12/09	\$156,538.00	\$156,538.00	06/26/2009
	224	2008-2	FAIR HOUSING PROGRAM	Completed	05J	02/17/09	\$25,475.00	\$25,475.00	07/01/2009
	225	2008-3	MEALS ON WHEELS	Completed	05	02/17/09	\$12,500.00	\$12,500.00	06/26/2009
	226	2008-4	PATHWAYS VOLUNTEER HOSPICE	Completed	05M	02/17/09	\$10,500.00	\$10,500.00	06/26/2009
	227	2008-5	ADAPTIVE RECREATION	Completed	05B	02/17/09	\$49,463.09	\$49,463.09	06/30/2009
	228	2008-6	HUMAN SERVICES ASSOCIATION	Completed	05	02/17/09	\$3,767.00	\$3,767.00	06/26/2009
	229	2008-7	WEINGART CENTER UTILITIES	Completed	05A	02/17/09	\$5,000.00	\$5,000.00	06/26/2009
	230	2008-8	CODE ENFORCEMENT COMMUNITY CONSERVATION	Completed	15	02/17/09	\$57,315.00	\$57,315.00	07/01/2009
1.2	5	1994-2	Unknown	Open	03K		\$0.00	\$0.00	
1.24	6	1994-2	Unknown	Open	03K		\$0.00	\$0.00	
1.28	7	1994-2	Unknown	Open	03K		\$0.00	\$0.00	
1.4	8	1994-2	Unknown	Open	03A		\$0.00	\$0.00	
1.5	9	1994-2	Unknown	Completed	03K		\$0.00	\$0.00	
1.7	10	1994-2	Unknown	Completed	03G		\$0.00	\$0.00	
1.8	11	1994-2	Unknown	Open	10		\$0.00	\$0.00	
2.1	12	1994-2	Unknown	Completed	15		\$0.00	\$0.00	
3.1	13	1994-2	Unknown	Completed	05A		\$0.00	\$0.00	
3.2	14	1994-2	Unknown	Completed	05A		\$0.00	\$0.00	
3.3	15	1994-2	Unknown	Completed	05A		\$0.00	\$0.00	
3.4	16	1994-2	Unknown	Completed	05D		\$0.00	\$0.00	
3.5	17	1994-2	Unknown	Completed	05B		\$0.00	\$0.00	
3.6	18	1994-2	Unknown	Completed	05M		\$0.00	\$0.00	
3.7	19	1994-2	Unknown	Completed	05A		\$0.00	\$0.00	
3.8	20	1994-2	Unknown	Completed	05D		\$0.00	\$0.00	
4.1	21	1994-2	Unknown	Open	21A		\$0.00	\$0.00	
4.2	22	1994-2	Unknown	Open	21C		\$0.00	\$0.00	
4.3	23	1994-2	Unknown	Open	21D		\$0.00	\$0.00	
4008	191	2006-4	FAIR HOUSING PROGRAM	Completed	05J	09/12/06	\$32,240.00	\$32,240.00	07/27/2007

U.S. DEPARTMENT OF HOUSING AND URBAN  
DEVELOPMENT  
OFFICE OF COMMUNITY PLANNING AND DEVELOPMENT  
PR08 - Grantee Summary Activity Report

IDIS

Grantee Activity Number	IDIS Activity ID	Pgm Yr Project	Activity Name	Act Stat	Matrix Code	Initial Funding Date	Funded Amount	Drawn Amount	Date of Last Draw
5.1	24	1994-2	Unknown	Completed	14A		\$0.00	\$0.00	
5.1A	25	1994-2	Unknown	Completed	14A		\$0.00	\$0.00	
5.2	26	1994-2	Unknown	Open	14A		\$0.00	\$0.00	
51706	196	2006-8	ARC OF SOUTHEAST LA COUNTY	Completed	05O	09/12/06	\$2,000.00	\$2,000.00	07/27/2007
51722	190	2006-3	COMMUNITY FAMILY GUIDANCE	Completed	05O	09/12/06	\$12,000.00	\$12,000.00	07/27/2007
51724	194	2006-7	PATHWAYS VOLUNTEER HOSPICE	Completed	05M	09/12/06	\$12,000.00	\$12,000.00	07/27/2007
51726	192	2006-5	MEALS ON WHEELS	Completed	05	09/12/06	\$14,000.00	\$14,000.00	07/27/2007
6	27	1994-2	Unknown	Open	22		\$0.00	\$0.00	
6A	28	1994-2	Unknown	Open	22		\$0.00	\$0.00	
6B	29	1994-2	Unknown	Open	22		\$0.00	\$0.00	
B-09-MC-06-0521	234	2009-1	Program Administration	Completed	21A	12/23/09	\$158,389.10	\$158,389.10	08/05/2010
	237	2009-2	Meals on Wheels	Completed	05A	01/05/10	\$10,400.00	\$10,400.00	06/29/2010
	238	2009-2	Pathways Volunteer Hospice	Completed	05B	01/05/10	\$8,500.00	\$8,500.00	06/29/2010
	239	2009-2	Adaptive Recreation	Completed	05B	01/05/10	\$50,694.00	\$50,694.00	06/29/2010
	241	2009-2	Human Services Association	Completed	05A	01/11/10	\$4,081.00	\$4,081.00	06/29/2010
	242	2009-2	Weingart Utilities	Completed	05	06/28/10	\$5,000.00	\$5,000.00	06/29/2010
	243	2009-4	Rehabilitation Delivery Costs	Completed	14H	01/11/10	\$45,000.00	\$45,000.00	05/11/2010
	244	2009-5	Code Enforcement	Completed	15	03/02/10	\$47,364.32	\$47,364.32	08/05/2010
	245	2009-6	Burns Community Center Improvements	Completed	03F	01/12/10	\$82,692.33	\$82,692.33	08/24/2010
	246	2009-6	Palms Park Improvement	Completed	03F	01/12/10	\$260,698.72	\$260,698.72	07/19/2011
	247	2009-6	Biscailuz Park Improvements	Completed	03F	01/12/10	\$134,420.19	\$134,420.19	02/18/2011
B-09-MY-06-0521	240	2009-3	CDBG-R	Completed	03		\$0.00	\$0.00	
B-93-MC-06-0521	44	1995-11	WEINGART SENIOR CENTER IMPROVEMENTS	Completed	03A	07/01/93	\$26,854.66	\$26,854.66	09/15/1998
B-94-MC-06-0521	45	1995-11	WEINGART SENIOR CENTER IMPROVEMENTS	Canceled	03A	07/01/94	\$0.00	\$0.00	
	46	1995-12	ADA IMPROVEMENTS	Completed	03	07/01/94	\$21,354.55	\$21,354.55	09/12/2000
B-95-MC-06-0521	39	1995-1	ADA PUBLIC R-O-W IMPROVEMENTS	Completed	03	07/01/95	\$15,000.00	\$15,000.00	09/12/2000
	48	1995-2	SLURRY SEAL IMPROVEMENTS	Canceled	03K	07/01/95	\$0.00	\$0.00	
	41	1995-3	CITY FACILITIES' ROOFS	Completed	03	07/01/95	\$39,571.58	\$39,571.58	03/03/1999
	43	1995-4	BLOOMFIELD "BLITZ"	Completed	03F	07/01/95	\$5,439.38	\$5,439.38	03/03/1999
B-96-MC-06-0521	30	1995-1	CANCELLED (ADA PUBLIC R-O-W IMPROVEMENT)	Canceled	10		\$0.00	\$0.00	
	49	1995-2	CANCELLED (SLURRY SEAL IMPROVEMENT)	Canceled	03K	07/01/96	\$0.00	\$0.00	
	40	1996-1	ADA PUBLIC R-O-W IMPROVEMENTS	Completed	03	07/01/96	\$15,000.00	\$15,000.00	09/12/2000
	52	1996-10	SLURRY SEAL IMPROVEMENTS	Canceled	03K	07/01/95	\$0.00	\$0.00	
	47	1996-2	LOCAL STREET & ALLEY RESURFACING	Completed	03K	07/01/96	\$258,313.27	\$258,313.27	09/26/2000
	42	1996-3	CITY FACILITY ROOF PROJECTS	Completed	03	07/01/96	\$6,330.00	\$6,330.00	03/03/1999
	50	1996-3	CANCELLED (CITY FACILITY ROOF)	Canceled	03F		\$0.00	\$0.00	

U.S. DEPARTMENT OF HOUSING AND URBAN  
DEVELOPMENT  
OFFICE OF COMMUNITY PLANNING AND DEVELOPMENT  
PR08 - Grantee Summary Activity Report

DATE: 9/2/2015  
TIME: 8:40:20 PM  
PAGE: 9/9

IDIS

Grantee Activity Number	IDIS Activity - ID	Pgm Yr Project	Activity Name	Act Stat	Matrix Code	Initial Funding Date	Funded Amount	Drawn Amount	Date of Last Draw
B-96-MC-06-0521	53	1996-3	CANCELLED (CITY FACILITY ROOF)	Canceled	03F		\$0.00	\$0.00	
	31	1996-4	CODE ENFORCEMENT	Completed	15	07/01/96	\$7,614.40	\$7,614.40	02/14/1998
	57	1996-6	PROGRAM ADMINISTRATION	Completed	21A	07/01/96	\$45,389.09	\$45,389.09	02/14/1998
	58	1996-7	SINGLE-FAMILY REHABILITATION LOAN	Completed	14A	07/01/96	\$4,840.96	\$4,840.96	02/14/1998
	51	1996-8	CONTINGENCY/UNPROGRAMMED FUNDS	Canceled	22	07/01/96	\$0.00	\$0.00	
B-97-MC-06-0521	54	1996-9	HARDSCAPE	Completed	03K	07/01/92	\$150,000.00	\$150,000.00	06/13/2001
	34	1997-1	CITY FACILITY HVAC IMPROVEMENT-BISCAILUZ	Canceled	03F	07/01/97	\$0.00	\$0.00	
	35	1997-2	SLURRY SEAL IMPROVEMENTS	Completed	03K	07/01/97	\$150,000.00	\$150,000.00	09/26/2000
	36	1997-3	ADA PUBLIC R-O-W IMPROVEMENTS	Completed	03	07/01/97	\$25,000.00	\$25,000.00	06/13/2001
	37	1997-4	CODE ENFORCEMENT	Completed	15	07/01/97	\$35,155.26	\$35,155.26	09/15/1998
	38	1997-5	PUBLIC SERVICES	Completed	05	07/01/97	\$75,830.93	\$75,830.93	03/03/1999
	33	1997-6	PROGRAM ADMINISTRATION	Completed	21A	07/01/97	\$171,008.97	\$171,008.97	09/15/1998
	32	1997-7	SINGLE-FAMILY REHABILITATION LOAN	Completed	14A	07/01/97	\$225,000.00	\$225,000.00	09/15/1998
Total		1997-8	CONTINGENCY/UNPROGRAMMED FUNDS	Canceled	22	07/01/97	\$0.00	\$0.00	
							<b>\$20,444,510.41</b>	<b>\$20,020,493.29</b>	

# CDBG PERFORMANCE MEASURES

## Public Facilities and Infrastructure

[illegible][illegible]

## Public Services

[illegible]

Number of Households Assisted	Create Suitable Living		Provide Decent Housing		Create Economic Opportunities		Total
	Access	Afford	Access	Afford	Access	Afford	
with new (or continuing) access to a service	0	0	0	0	0	0	0
with improved (or continuing) access to a service	0	0	0	0	0	0	0
with new access to a service that is no longer substandard	0	0	0	0	0	0	0
<b>Totals :</b>	0	0	0	0	0	0	0

[illegible]





[illegible]

## Rehabilitation of Rental Housing

[illegible]

## Rehabilitation of Rental Housing (continued)

[illegible]

## Construction of Rental Housing

[illegible]

[illegible]

[illegible][illegible]

## Development of Homeowner Housing

[illegible]

## Housing Subsidies

	Create Suitable Living		Provide Decent Housing		Create Economic Opportunities		Total
	Access	Afford	Access	Afford	Access	Sustain	
Total Number of Households	0	0	0	0	0	0	0
Of Total:							
Number of households receiving short-term rental assistance (< = 3 months)	0	0	0	0	0	0	0
Number of households assisted that were previously homeless	0	0	0	0	0	0	0
Of those, number of chronically homeless households	0	0	0	0	0	0	0

## Shelter for Homeless Persons


	Create Suitable Living		Provide Decent Housing		Create Economic Opportunities		Total
	Access	Afford	Access	Afford	Access	Sustain	
Number of beds created in overnight shelter/other emergency housing	0	0	0	0	0	0	0
Number of homeless persons given overnight shelter	0	0	0	0	0	0	0

## Homeless Prevention

	Create Suitable Living		Provide Decent Housing		Create Economic Opportunities		Total
	Access	Afford	Access	Afford	Access	Sustain	
Number of Persons Assisted that received emergency financial assistance to prevent homelessness	0	0	0	0	0	0	0
that received emergency legal assistance to prevent homelessness	0	0	0	0	0	0	0



**SUMMARY  
OF  
ACCOMPLISHMENTS**



LAKEWOOD

Count of CDBG Activities with Disbursements by Activity Group & Matrix Code

Activity Group	Activity Category	Open Count	Open Activities Disbursed	Completed Count	Completed Activities Disbursed	Program Year Count	Total Activities Disbursed
Housing	Rehab; Single-Unit Residential (14A)	0	\$0.00	1	\$0.00	1	\$0.00
	Rehabilitation Administration (14H)	1	\$56,213.52	1	\$0.00	2	\$56,213.52
	Code Enforcement (15)	1	\$35,536.83	1	\$0.00	2	\$35,536.83
	<b>Total Housing</b>	<b>2</b>	<b>\$91,750.35</b>	<b>3</b>	<b>\$0.00</b>	<b>5</b>	<b>\$91,750.35</b>
Public Facilities and Improvements	Parks, Recreational Facilities (03F)	2	\$15,756.53	0	\$0.00	2	\$15,756.53
	<b>Total Public Facilities and Improvements</b>	<b>2</b>	<b>\$15,756.53</b>	<b>0</b>	<b>\$0.00</b>	<b>2</b>	<b>\$15,756.53</b>
Public Services	Public Services (General) (05)	4	\$33,000.00	0	\$0.00	4	\$33,000.00
	Senior Services (05A)	0	\$0.00	2	\$0.00	2	\$0.00
	Fair Housing Activities (if CDGS, then subject to 15% cap) (05J)	1	\$33,707.00	1	\$0.00	2	\$33,707.00
	Health Services (05M)	0	\$0.00	1	\$0.00	1	\$0.00
	Mental Health Services (05O)	0	\$0.00	1	\$0.00	1	\$0.00
	<b>Total Public Services</b>	<b>5</b>	<b>\$66,707.00</b>	<b>5</b>	<b>\$0.00</b>	<b>10</b>	<b>\$66,707.00</b>
General Administration and Planning	General Program Administration (21A)	1	\$101,734.00	1	\$0.00	2	\$101,734.00
	<b>Total General Administration and Planning</b>	<b>1</b>	<b>\$101,734.00</b>	<b>1</b>	<b>\$0.00</b>	<b>2</b>	<b>\$101,734.00</b>
<b>Grand Total</b>		<b>10</b>	<b>\$275,947.88</b>	<b>9</b>	<b>\$0.00</b>	<b>19</b>	<b>\$275,947.88</b>

# LAKEWOOD

## CDBG Sum of Actual Accomplishments by Activity Group and Accomplishment Type

Activity Group	Matrix Code	Accomplishment Type	Open Count	Completed Count	Program Year Totals
Housing	Rehab; Single-Unit Residential (14A)	Housing Units	0	15	15
	Rehabilitation Administration (14H)	Housing Units	0	1	1
	Code Enforcement (15)	Housing Units	0	4,147	4,147
	<b>Total Housing</b>		<b>0</b>	<b>4,163</b>	<b>4,163</b>
Public Facilities and Improvements	Parks, Recreational Facilities (03F)	Public Facilities	0	0	0
	<b>Total Public Facilities and Improvements</b>		<b>0</b>	<b>0</b>	<b>0</b>
Public Services	Public Services (General) (05)	Persons	0	0	0
	Senior Services (05A)	Persons	0	207	207
	Fair Housing Activities (if CDGS, then subject to 15% cap) (05J)	Persons	0	259	259
	Health Services (05M)	Persons	0	68	68
	Mental Health Services (05O)	Persons	0	61	61
	<b>Total Public Services</b>		<b>0</b>	<b>595</b>	<b>595</b>
<b>Grand Total</b>			<b>0</b>	<b>4,758</b>	<b>4,758</b>

## LAKEWOOD

LAKEWOOD

LAKEWOOD

**CDBG Beneficiaries by Income Category**

No data returned for this view. This might be because the applied filter excludes all data.

**CODE  
ENFORCEMENT  
SUMMARY  
REPORT**

CITY OF LAKEWOOD  
CODE ENFORCEMENT REPORT

366977	5512 Oliva Ave	367106	5228 Bixler Ave
366981	20809 Arline Ave	367110	5013 Fanwood Ave
366985	5723 Hersholt Ave	367111	2906 Frankel St
366990	4939 Hersholt Ave	367123	4930 Paramount Blvd
367008	5871 Hardwick St	367128	11703 Centralia St
367010	6023 Oliva Ave	367130	4154 Quigley Ave
367013	4819 Radnor Ave	367137	4918 Paramount Blvd
367016	3616 Arbor Rd	367144	4349 Johanna Ave
367020	5050 Clark Ave	367145	20827 Pioneer Blvd
367030	5720 Bellflower Blvd	367155	2919 Yearling St
367031	5709 Graywood Ave	367165	2928 Dashwood St
367032	6039 Village Rd	367190	5031 South St
367039	5954 Blackthorne Ave	367196	12562 Centralia St
367045	11528 Elvins St	367200	4438 Snowden Ave
367046	11513 Elvins St	367206	3948 Country Club Dr
367047	6236 Ibbetson Ave	367210	5629 Pennswood Ave
367050	6170 Bellflower Blvd	367213	5963 Dagwood Ave
367051	6120 Bellflower Blvd	367218	6045 Woodruff Ave
367054	6128 Bellflower Blvd	367239	5138 Barlin Ave
367056	5870 Del Amo Blvd	367245	5709 Hersholt Ave
367057	6540 Del Amo Blvd	367249	5903 Faculty Ave
367058	5930 Harvey Way	367253	5853 Eberle St
367059	20016 Jersey Ave	367268	4842 Obispo Ave
367060	5859 Eberle St	367280	3408 Wolfe St
367061	4859 Conquista Ave	367284	5714 Snowden Ave
367065	4119 Nipomo Ave	367285	11650 E 209TH St
367066	4119 Nipomo Ave	367312	5913 Candlewood St
367072	4852 Conquista Ave	367317	11650 E 209th St
367073	4643 Pimenta Ave	367323	6038 Fidler Ave
367074	4672 Conquista Ave	367324	11427 Renville St
367075	11160 Del Amo Blvd	367326	5629 Pennswood Ave
367076	11707 Centralia St	367330	2812 Flangel St
367077	11737 Centralia St	367335	6461 Bigelow St
367078	21011 Pioneer Blvd	367338	4122 Kima Ct
367079	21122 Alburdis Ave	367349	5342 Hackett Ave
367080	5643 Bellflower Blvd	367350	11309 E 213TH St
367081	21105 Alburdis Ave	367354	11645 Walcroft St
367082	5503 Hersholt Ave	367355	6008 Graywood Ave
367083	5606 Hersholt Ave	367362	11626 E 206th St
367084	5703 Hersholt Ave	367377	5406 Oliva Ave
367098	4158 Quigley Ave	367387	4577 Petaluma Ave
367102	4209 Ocana Ave	367388	5925 Ibbetson Ave

CITY OF LAKEWOOD  
CODE ENFORCEMENT REPORT

367395	4026 Elsa St	367720	21002 Longworth Ave
367396	4029 Elsa St	367731	5947 Edgefield St
367397	4634 Pimenta Ave	367738	5342 Hackett Ave
367398	11635 E 205th St	367740	5342 Hackett Ave
367406	3408 Wolfe St	367746	6236 Bellflower Blvd
367413	5234 Josie Ave	367747	6236 Bellflower Blvd
367415	5233 Knoxville Ave	367758	5958 Hazelbrook Ave
367434	3209 Del Amo Blvd	367759	5958 Hazelbrook Ave
367440	5538 Briercrest Ave	367764	4664 Pimenta Ave
367441	5538 Briercrest Ave	367765	4775 Levelsides Ave
367445	5908 Briercrest Ave	367766	20816 Thornlake Ave
367453	20841 Alburtis Ave	367781	11733 E 208th St
367493	21426 Nectar Ave	367783	4823 Lakewood Blvd
367502	4929 Woodruff Ave	367784	4817 Lakewood Blvd
367505	4945 Woodruff Ave	367791	6757 Carson St
367509	5151 Knoxville Ave	367803	4159 Hackett Ave
367510	4512 Iroquois Ave	367820	2912 Silva St
367511	5819 Clark Ave	367821	20727 Arline Ave
367512	5638 Bonfair Ave	367822	5825 Bellflower Blvd
367513	5716 Bonfair Ave	367823	20743 Arline Ave
367514	5726 Bonfair Ave	367824	20745 Arline Ave
367521	4134 Fairman St	367832	4224 Ostrom Ave
367542	20529 Arline Ave	367865	4112 Iroquois Ave
367544	4347 Shadeway Rd	367866	4112 Iroquois Ave
367546	11747 Carson St	367884	6205 Bellflower Blvd
367550	20312 Devlin Ave	367889	6179 Coldbrook Ave
367563	4151 Quigley Ave	367908	6323 Capetown St
367565	4126 Country Club Dr	367914	4726 Carfax Ave
367566	4126 Country Club Dr	367915	6111 Turnergrove Dr
367567	20434 Devlin Ave	367916	2503 Hardwick St
367568	5953 Camerino St	367925	6320 Hungerford St
367569	5965 Camerino St	367927	6522 Michelson St
367572	4446 Gondar Ave	367928	6055 Bellflower Blvd
367597	11506 E 214th St	367930	4809 Deeboyar Ave
367599	11500 E 214th St	367933	4817 Deeboyar Ave
367637	5311 Josie Ave	367939	4604 Hedda St
367654	4410 Gondar Ave	367959	6513 Fairman St
367667	5958 Hazelbrook Ave	367964	20813 Norwalk Blvd
367668	5958 Hazelbrook Ave	367965	20908 Verne Ave
367673	5111 Candlewood St	367969	4522 Adenmoor Ave
367674	5111 Candlewood St	367995	4935 Graywood Ave
367689	20409 Devlin Ave	368007	4228 Ostrom Ave



CITY OF LAKEWOOD  
CODE ENFORCEMENT REPORT

368014	5440 Pearce Ave	368298	3523 Allred St
368019	4703 Castana Ave	368313	5526 Oliva Ave
368031	5918 Hersholt Ave	368323	5633 Blackthorne Ave
368058	21002 Hawaiian Ave	368367	6144 Woodruff Ave
368060	6133 Ibbetson Ave	368368	20716 Ibex Ave
368068	4429 Carfax Ave	368369	4852 Briercrest Ave
368069	4429 Carfax Ave	368378	4743 Knoxville Ave
368095	4429 Carfax Ave	368380	4611 Castana Ave
368115	4735 Oliva Ave	368382	4119 Nipomo Ave
368123	6007 Eberle St	368384	12427 Centralia St
368124	4416 Paula St	368389	3218 Silva St
368126	5229 Bixler Ave	368399	11339 E 213th St
368127	4902 Minturn Ave	368407	4743 Knoxville Ave
368144	5959 South St	368410	4728 Radnor Ave
368151	4502 Petaluma Ave	368411	12017 Centralia St
368156	3628 Candor St	368412	4829 Paramount Blvd
368157	3702 Candor St	368413	4832 Paramount Blvd
368158	3724 Candor St	368414	4180 Woodruff Ave
368161	6033 Eberle St	368415	4431 Candlewood St
368163	5713 Pennswood Ave	368431	4619 Pimenta Ave
368164	5034 Ashworth St	368456	2109 Tern Bay Ln
368173	5526 Lakewood Blvd	368487	6751 Turnergrove Dr
368179	4715 Castana Ave	368491	5313 Montair Ave
368180	4826 Castana Ave	368495	2802 Denmead St
368181	4137 Chatwin Ave	368509	4171 Woodruff Ave
368185	5303 Montair Ave	368512	5313 Montair Ave
368186	5729 Autry Ave	368516	20731 Roseton Ave
368187	5825 Silva St	368523	5313 Montair Ave
368189	4442 Radnor Ave	368548	5825 Blackthorne Ave
368201	12403 Gradwell St	368550	5825 Blackthorne Ave
368205	19913 Rossford Ave	368558	4548 Obispo Ave
368208	6119 Premiere Ave	368567	4522 Radnor Ave
368209	5852 Clark Ave	368568	4442 Radnor Ave
368214	3958 Centralia St	368575	4100 Marber Ave
368217	5838 Blackthorne Ave	368577	4323 Parkview Dr
368221	2722 Loomis St	368591	20807 Cortner Ave
368225	2722 Loomis St	368592	20912 Ely Ave
368230	5822 Adenmoor Ave	368603	4930 Paramount Blvd
368239	6428 Bigelow St	368605	5921 Clark Ave
368285	6033 Eberle St	368606	4522 Radnor Ave
368295	4014 Centralia St	368616	5747 Lakewood Blvd
368297	4418 Levelsides Ave	368649	4638 Bellflower Blvd

CITY OF LAKEWOOD  
CODE ENFORCEMENT REPORT

368673	4960 Woodruff Ave	368967	20826 Roseton Ave
368674	6008 Premiere Ave	368968	20808 Roseton Ave
368681	21002 Longworth Ave	368969	20703 Elaine Ave
368685	5714 Snowden Ave	368970	5144 Klondike Ave
368686	5718 Snowden Ave	368971	5209 Klondike Ave
368690	4962 Fidler Ave	368972	5158 Klondike Ave
368695	11320 Seaborn St	368975	5232 Coke Ave
368702	21008 Pioneer Blvd	368988	20218 Jersey Ave
368708	2810 Harvey Way	369001	20737 Elaine Ave
368709	2810 Harvey Way	369005	3623 Camerino St
368712	5234 Palo Verde Ave	369012	2942 Dashwood St
368717	4370 Clubhouse Dr	369022	11108 Del Amo Blvd
368721	4410 Gondar Ave	369035	11714 E 205TH St
368735	12704 Renville St	369042	11853 E 209TH St
368738	20727 Cortner Ave	369044	19905 Rossford Ave
368746	4538 Conquista Ave	369053	4139 Lomina Ave
368751	20721 Roseton Ave	369054	11560 E 207TH St
368752	5050 Clark Ave	369056	21006 Norwalk Blvd
368762	11614 E 209TH ST	369057	4303 Palo Verde Ave
368796	5907 Harvey Way	369058	4707 Palo Verde Ave
368798	3628 Candor St	369059	4734 Palo Verde Ave
368817	5123 Stevely Avenue	369060	4742 Josie Ave
368819	11108 Del Amo Blvd	369061	4657 Ladoga Ave
368825	4329 Canehill Ave	369074	4106 Iroquois Ave
368828	5964 Edgefield St	369087	4955 Palo Verde Ave
368829	5000 Clark Ave	369098	4902 Downey Ave
368830	5111 Candlewood St	369103	5202 Autry Ave
368837	20929 Nectar Ave	369106	4817 Lakewood Blvd
368843	11756 E 214TH St	369126	6139 Carson St
368851	5402 Bellflower Blvd	369137	11712 E 207th St
368855	21013 Longworth Ave	369142	4329 Canehill Ave
368878	2955 Allred St	369148	4253 Sebren Ave
368883	5747 Rocket St	369169	4260 Deeboyar Ave
368891	6013 Greentop St	369186	5934 Harvey Way
368900	4703 Lakewood Blvd	369189	5942 Centralia St
368906	5529 Bellflower Blvd	369207	5215 Lakewood Blvd
368923	4239 Hackett Ave	369208	5203 Lakewood Blvd
368934	5503 Pepperwood Ave	369220	4726 Carfax Ave
368947	5045 Reva Ct	369230	11702 Walcroft St
368948	5045 Reva Ct	369235	5721 Del Amo Blvd
368949	2826 Daneland St	369244	5119 Minturn Ave
368950	5959 Faculty Ave	369250	6915 Nixon St

CITY OF LAKEWOOD  
CODE ENFORCEMENT REPORT

369251	4938 Briercrest Ave	369616	5703 Yearling St
369284	11712 E 207th St	369623	11425 Elvins St
369320	4001 Hardwick St	369624	11409 Elvins St
369335	7033 Mc Manus St	369640	5728 Michelson St
369337	6125 Candor St	369641	3700 Cherry Ave
369347	4228 Stevely Ave	369657	4350 Conquista Ave
369348	4228 Stevely Ave	369667	2626 Del Amo Blvd
369365	4430 Paula St	369668	6922 Nixon St
369372	2828 Freckles Rd	369687	2828 Warwood Rd
369373	2834 Freckles Rd	369688	3543 Fairman St
369374	20427 Clarkdale Ave	369689	21004 Pioneer Blvd
369386	3238 Fairman St	369692	11448 E 211TH St
369406	5608 Briercrest Ave	369711	3227 Del Amo Blvd
369407	12235 Centralia St	369713	20707 Arline Ave
369409	20927 Norwalk Blvd	369727	4126 Chatwin Ave
369418	11628 E 206TH St	369730	5000 Hardwick St
369422	4823 Lakewood Blvd	369737	6328 Candor St
369429	21002 Hawaiian Ave	369747	4456 Gondar Ave
369431	5205 Lakewood Blvd.	369762	4934 Coldbrook Ave
369432	11756 E 214TH St	369767	4905 Bellflower Blvd
369444	5825 Woodruff Ave	369770	5632 Ocana Ave
369446	11642 Massinger St	369782	4842 Paramount Blvd
369451	6038 Bonfair Ave	369783	5938 Graywood Ave
369457	4732 Mc Nab Ave	369796	2818 Eckleson St
369460	2812 Dashwood St	369804	5535 Woodruff Ave
369463	20903 Claretta Ave	369808	6127 Faust Ave
369476	5528 Autry Ave	369819	5713 Bellflower Blvd
369491	5533 Pearce Ave	369822	6018 Faculty Ave
369499	20534 Harvest Ave	369824	4752 Radnor Ave
369507	5603 Castana Ave	369835	20320 Norwalk Blvd
369509	20929 Nectar Ave	369843	20727 Roseton Ave
369512	6312 Candor St	369855	5860 Briercrest Ave
369515	20304 Jersey Ave	369864	6138 Pennswood Ave
369521	6102 Hazelbrook Ave	369865	6017 Pennswood Ave
369525	5850 Bellflower Blvd	369881	5819 Graywood Ave
369528	20727 Elaine Avenue	369907	5942 Amos Ave
369534	21019 Gridley Rd	369911	5557 Woodruff Ave
369535	4528 Josie Ave	369919	20739 Elaine Ave
369537	4633 Ladoga Ave	369920	20737 Elaine Ave
369554	4406 Levelsides Ave	369924	19901 Rossford Ave
369597	5523 Pepperwood Ave	369931	6131 Ibbetson Ave
369607	4214 Woodruff Ave	369933	6022 Canehill Ave

CITY OF LAKEWOOD  
CODE ENFORCEMENT REPORT

369963	4284 Stevely Ave	370300	5852 Hardwick St
369975	6039 Graywood Ave	370301	5864 Eberle St
369981	4513 Briercrest Ave	370302	4806 Bellflower Blvd
369998	20920 Roseton Ave	370303	4905 Bellflower Blvd
369999	11309 E 213TH St	370304	4458 Snowden Ave
370011	3629 Deerford St	370305	11727 E 216TH St
370027	4763 Conquista Ave	370308	5609 Whitewood Ave
370029	4402 Levelsides Ave	370317	5547 Ravia St
370032	6208 Village Rd	370318	4218 Chatwin Ave
370044	12602 Walcroft St	370323	6228 Greenmeadow Rd
370051	6158 Pearce Ave	370324	6228 Greenmeadow Rd
370052	6153 Pearce Ave	370328	2405 Candlewood St
370057	6134 Pepperwood Ave	370332	2431 Candlewood St
370059	6220 Lakewood Blvd	370333	2435 Candlewood St
370079	5821 Blackthorne Ave	370348	6155 Pepperwood Ave
370080	5821 Blackthorne Ave	370352	4823 Lakewood Blvd
370089	5703 Graywood Ave	370362	6508 Centralia St
370145	4370 Clubhouse Dr	370369	5747 Lakewood Blvd
370151	2524 Bomberly St	370372	5715 Lakewood Blvd
370157	5908 Autry Ave	370374	5450 South St
370172	5713 Bellflower Blvd	370375	5464 South St
370178	3503 Centralia St	370376	5332 JOSIE AVE
370185	4432 Stevely Ave	370377	5708 Candor St
370211	4662 Palo Verde Ave	370388	5013 Fanwood Ave
370213	4657 Hackett Ave	370400	4318 Bellflower Blvd
370215	6660 Turnergrove Dr	370423	5731 Spahn Ave
370221	20524 Harvest Ave	370430	4407 Deeboyar Ave
370224	11441 Carson St	370456	5022 Premiere Ave
370229	4518 Ostrom Ave	370469	20853 Alburtis Ave
370232	3333 Warwood Rd	370472	12642 Chadwell St
370234	5107 Verdura Ave	370480	6023 Silva St
370259	4415 PIXIE AVE	370490	6902 Seaborn St
370262	6029 Sunfield Ave	370491	6761 Turnergrove Dr
370274	4100 Bellflower Blvd	370492	4323 Shadeway Rd
370279	5538 Graywood Ave	370499	11638 E 207TH St
370280	20213 Jersey Ave	370502	5439 Sunfield Ave
370281	4717 Ashworth St	370518	3713 Deerford St
370282	4717 Ashworth St	370528	4140 Pixie Ave
370286	4717 Ashworth St	370558	6109 Blackthorne Ave
370290	6535 Michelson St	370564	4902 Camerino St
370296	5229 Clark	370566	4209 Ocana Ave
370297	6345 South St	370592	2702 Warwood Rd

CITY OF LAKEWOOD  
CODE ENFORCEMENT REPORT

370597	6165 Bonfair Ave	370725	218 Lakewood Center
370604	4347 Shadeway Rd	370726	5220 Clark Ave
370612	11522 E 205TH St	370727	5922 Fairman St
370613	5715 Del Amo Blvd	370728	500 Lakewood Center Mall 14
370617	5813 Cardale St	370729	5926 Del Amo Blvd
370626	2929 Eckleson St	370730	5384 Cherry Ave
370627	2703 Eckleson St	370731	500 Lakewood Center Mall 210
370628	5035 Hedda St	370732	5930 Del Amo Blvd
370634	5445 Sunfield Ave	370769	3508 Arbor Rd
370635	6418 Del Amo Blvd	370785	5033 Faust Ave
370643	5412 Downey Ave	370792	5961 Pimenta Ave
370651	11790 Del Amo Blvd	370796	4407 Iroquois Ave
370656	5045 Reva Ct	370823	21525 Pioneer Blvd
370660	11747 Carson St	370854	5744 Eckleson St
370661	6509 Dashwood St	370857	5532 Ocana Ave
370664	4209 Chatwin Ave	370863	14433 Carson St
370665	11727 Carson St	370879	4209 Chatwin Ave
370668	4222 Pixie Ave	370903	5813 Hazelbrook Ave
370690	5813 Bellflower Blvd	370906	5608 Pepperwood Ave
370693	4818 Palo Verde Ave	370921	4953 Coldbrook Ave
370695	349 Lakewood Center Mall	370953	21013 Violeta Ave
370696	3300 South St	370969	5303 Knoxville Ave
370697	27 Lakewood Center Mall	370984	20317 Clarkdale Ave
370698	500 Lakewood Center Mall	370985	4513 Shadeway Rd
370699	K18 Lakewood Center Mall	370993	4843 Hayter Ave
370700	K4 Lakewood Center Mall	371002	4617 Deeboyar Ave
370701	K215 Lakewood Center Mall	371005	6725 Loomis St
370702	4243 Woodruff Ave	371006	6725 Loomis St
370703	11421 Carson St	371007	5729 Lakewood Blvd
370704	4704 Lakewood Blvd	371036	12647 Chadwell St
370705	4336 South St	371063	6308 Charlwood St
370706	11820 Centralia St	371070	5607 South St
370707	230 Lakewood Center Mall	371075	6740 Nixon St
370708	4140 South St	371091	6138 Warwood Rd
370712	K3 Lakewood Center Mall	371153	6229 Woodruff Ave
370718	5459 Del Amo Blvd	371168	6032 Village Rd
370719	4001 Hardwick St	371173	6039 Graywood Ave
370720	5509 Woodruff Ave	371203	4219 Chatwin Ave
370721	20917 Pioneer Blvd	371215	11881 E 207TH St
370722	11819 Centralia St	371251	4370 Clubhouse Dr
370723	20314 Norwalk Blvd	371276	6113 Lorelei Ave
370724	4130 South St	371280	11756 Walcroft St

CITY OF LAKEWOOD  
CODE ENFORCEMENT REPORT

371281	11756 Walcroft St	371746	3434 Centralia St
371282	12657 E 206th St	371755	6452 South St
371283	5950 Sunfield Ave	371767	3232 Yearling St
371284	5150 Candlewood St #20g	371810	6002 Eberle St
371285	5150 Candlewood St #4a	371811	6007 Eberle St
371286	5150 Candlewood St #13c	371815	6013 Eberle St
371287	5150 Candlewood St #16d	371834	20301 Belshire Ave
371288	5150 Candlewood St #13d	371841	11702 Rockwall St
371289	5150 Candlewood St #9	371843	6225 Del Amo Blvd
371308	4914 Hersholt Ave	371845	6225 Del Amo Blvd
371309	6322 South St	371850	12315 E 211TH St
371336	5842 Woodruff Ave	371864	11516 E 209th St
371337	2924 Candlewood St	371876	3514 Allred St
371346	5532 Pimenta Ave	371877	21002 Longworth Ave
371357	5537 Hayter Ave	371890	4161 Ocana Ave
371371	4870 Bellflower Blvd	371893	2953 Silva St
371383	5718 Snowden Ave	371904	2949 Eckleson St
371406	20413 Seine Ave	371916	6440 South St
371408	5046 Stevely Ave	371923	5536 Harvey Way
371412	5708 Candor St	371929	4219 Sebren Ave
371421	3917 Fairman St	371930	5973 Lakewood Blvd
371443	4416 Stevely Ave	371931	6903 Henrilee St
371451	4311 Shadeway Rd	371941	20816 Alburtis Ave
371478	6633 Arbor Rd	371949	6141 Capetown St
371480	11324 E 215th St	371950	6103 Candor St
371485	4826 Paramount Blvd	371952	5328 Premiere Ave
371492	4857 Dunrobin Ave	371953	5154 Elderhall Ave
371505	5017 Lakewood Blvd	371955	4207 Ashworth St
371519	20404 Jersey Ave	371985	5338 Premiere Ave
371526	6023 Village Rd	372010	11526 E 205TH St
371537	20806 Gridley Rd	372015	6108 Amos Ave
371548	2829 Dollar St	372037	5622 Rocket St
371600	7013 Mc Manus St	372038	5602 Rocket St
371640	12518 E 212th St	372040	5610 Rocket St
371685	5029 Adenmoor Ave	372058	11712 E 207TH St
371692	5433 MONTAIR AVE	372066	6303 Droxford St
371701	5322 Adenmoor Ave	372067	6325 Droxford St
371702	5322 Adenmoor Ave	372068	6429 Michelson St
371711	5328 Premiere Ave	372071	4838 Canehill Ave
371728	4256 Quigley Ave	372077	4436 Paula St
371734	5016 Hedda St	372081	5329 Premiere Ave
371743	4548 Obispo Ave	372084	20832 Pioneer Blvd

CITY OF LAKEWOOD  
CODE ENFORCEMENT REPORT

372087	6003 Michelson St	372318	2519 Candlewood St
372090	5609 Autry Ave	372321	4280 Ostrom Ave
372091	5538 Autry Ave	372323	11860 Centralia Street
372104	11563 E 215th St	372325	11861 Centralia St
372105	11953 Centralia St	372327	6118 Ibbetson Ave
372106	11959 Centralia St	372328	11865 Centralia St
372124	5159 Elderhall Ave	372329	11875 Centralia St
372125	5739 Bellflower Blvd	372338	4802 Radnor Ave
372127	20202 Village Green Dr	372340	4302 Petaluma Ave
372131	6032 Village Rd	372342	20736 Elaine Ave
372140	5628 Castana Ave	372343	20736 Elaine Ave
372159	4338 Adenmoor Ave	372346	11703 Centralia St
372163	5905 Clark Ave	372347	20723 Elaine Ave
372164	5819 Graywood Ave	372348	4333 Vangold Ave
372166	5964 Clark Ave	372350	2923 Frankel St
372167	11949 Centralia St	372352	3622 Arbor Rd
372176	11875 Centralia St	372366	3536 Allred St
372182	4407 Deeboyar Ave	372367	3602 Allred St
372188	5518 Downey Ave	372375	6028 Briercrest Ave
372192	5602 Oliva Ave	372385	5800 South St
372197	5402 Whitewood Ave	372386	4302 Petaluma Ave
372211	4100 Michelson St	372387	6026 Oliva Ave
372213	4643 Deeboyar Ave	372388	4108 Monogram Ave
372214	12602 Stillman St	372390	11160 Del Amo Blvd
372220	19922 Alburdis Ave	372391	4608 Camerino St
372223	4253 Sebren Ave	372396	4933 Verdura Ave
372228	5939 Eastbrook Ave	372397	4927 Verdura Ave
372229	5939 Eastbrook Ave	372398	4923 Verdura Ave
372232	6303 Droxford St	372399	4917 Verdura Ave
372238	5718 Snowden Ave	372402	6630 Cardale St
372239	12663 E 206th St	372411	5530 Woodruff Ave
372255	5336 Josie Ave	372418	6931 Seaborn St
372261	4817 Lakewood Blvd	372419	5340 Josie Ave
372262	4823 Lakewood Blvd	372420	4902 Coke Ave
372283	4654 Bellflower Blvd	372427	5254 Coke Ave
372288	4548 Obispo Ave	372428	5403 Lakewood Blvd
372290	12524 Stillman St	372434	5822 Fidler Ave
372304	5163 Carfax Ave	372441	5858 Hazelbrook Ave
372307	5366 Ocana Ave	372442	5913 Hazelbrook Ave
372308	5366 Ocana Ave	372443	5832 Pennswood Ave
372313	4802 Snowden Ave	372453	20832 Pioneer Blvd
372316	11908 E 205th St	372455	12102 E 208th St

CITY OF LAKEWOOD  
CODE ENFORCEMENT REPORT

372457	4935 Fidler Ave	372660	6932 Fairman St
372469	4255 Marwick Ave	372662	12522 Chadwell St
372484	5713 Bellflower Blvd	372673	6102 Hersholt Ave
372485	5813 Fidler Ave	372680	20312 Devlin Ave
372486	5201 South St	372681	4666 Deeboyar Ave
372488	20809 Arline Ave	372717	12502 Stillman St
372489	20512 Devlin Ave	372742	5846 Autry Ave
372495	4501 Nipomo Ave	372745	11644 E 208th St
372504	5761 Ashworth St	372751	11644 E 208th St
372505	6223 Woodruff Ave	372757	4112 Iroquois Ave
372510	4153 Redline Dr	372761	4823 Paramount Blvd
372511	11739 Centralia St	372763	20733 Thornlake Ave
372526	5807 Eberle St	372764	2839 Yearling St
372528	5744 Eckleson St	372784	5817 Yearling St
372532	3517 Deerford St	372791	4865 Coldbrook Ave
372534	11725 E 216th St	372794	4171 Woodruff Ave
372535	5802 Dagwood Ave	372797	5619 Bonfair Ave
372536	5812 Dagwood Ave	372799	2738 Sandwood St
372543	4142 Marber Ave	372803	4518 Stevely Ave
372556	6102 Arbor Rd	372809	11600 E 206th St
372558	4955 Palo Verde Ave	372810	11600 E 206th St
372559	4280 Ostrom Ave	372816	5224 Josie Ave
372561	6512 Michelson St	372819	12603 Walcroft St
372570	4743 Lakewood Blvd	372820	12625 Walcroft St
372573	4412 Hedda St	372828	5303 Woodruff Ave
372579	6165 Pepperwood Ave	372833	6061 Whitewood Ave
372580	6007 Faculty Ave	372836	20209 Jersey Ave
372581	3961 Ann Arbor Rd	372856	3200 South St
372589	11644 E 206th St	372857	21000 Bloomfield Ave
372606	6902 Harvey Way	372863	11608 E 206TH St
372609	11928 E 206th St	372868	4502 Stevely Ave
372611	6017 Candlewood St	372875	20809 Arline Ave
372614	6031 Candlewood St	372883	6113 Seaborn St
372620	5947 Ibbetson Ave	372885	6153 Pearce Ave
372623	5947 Ibbetson Ave	372886	6158 Pearce Ave
372625	20819 Elaine Ave	372893	5505 Carson St
372637	6022 Canehill Ave	372930	21103 Dartmoor Ave
372650	5214 Josie Ave	372931	21109 Dartmoor Ave
372652	5209 Josie Ave	372934	4103 Nipomo Ave
372653	5224 Josie Ave	372935	12629 Walcroft St
372654	5235 Josie Ave	372945	5949 Hayter Ave
372659	4718 Maybank Ave	372946	21402 Seeley Pl



CITY OF LAKEWOOD  
CODE ENFORCEMENT REPORT

372949	21114 Pioneer Blvd	373176	5145 Ashworth St
372955	20822 Belshire Ave	373208	5439 Bellflower Blvd
372956	12616 Stillman St	373216	4406 Conquista Ave
372958	4832 Carfax Ave	373217	4429 Conquista Ave
372962	4100 Marber Avenue	373225	4764 Briercrest Ave
372979	6049 Pepperwood Ave	373230	11522 E 205th St
372984	4422 Vangold Ave	373231	11522 E 205th St
372995	5144 Coke Ave	373232	6924 Henrilee St
373006	4161 Marber Ave	373234	5901 Camerino St
373022	5522 Bonfair Ave	373235	5908 Camerino St
373023	5423 Pepperwood Ave	373236	5303 Bellflower Blvd
373024	5423 Pepperwood Ave	373239	5925 Carson St
373025	5220 Clark Ave	373255	20203 Los Coyotes Blvd
373030	5220 Clark Ave. Suite 100	373256	19916 Alburtis Ave
373033	5752 Faust Ave	373257	19916 Rossford Ave
373036	6725 Turnergrove Dr	373258	19916 Alburtis Ave
373037	6026 Oliva Ave	373260	4827 Lomina Ave
373040	4249 Ostrom Ave	373262	4827 Lomina Ave
373043	4528 Stevely Ave	373263	6113 Pepperwood Ave
373044	4345 Petaluma Ave	373264	6102 Pepperwood Ave
373045	4454 Petaluma Ave	373270	20525 Pioneer Blvd
373054	6248 Chesteroark Dr	373274	4813 Pimenta Ave
373056	4616 Iroquois Ave	373275	6118 Ibbetson Ave
373073	4131 Faust Ave	373283	4022 Camerino St
373088	5313 Dunrobin Ave	373284	5703 Capetown St
373093	5607 Coldbrook Ave	373286	6613 Turnergrove Dr
373094	21426 Rossford Ave	373287	6902 Henrilee St
373095	2729 Village Rd	373289	12657 E 206th St
373099	4608 Knoxville Ave	373291	12657 E 206th St
373100	5733 Pennswood Ave	373292	12615 E 206th St
373103	12603 Chadwell St	373302	5219 Bellflower Blvd
373104	12600 Chadwell St	373316	4657 Knoxville Ave
373106	12602 Stillman St	373317	4906 Minturn Ave
373108	6118 CANDOR ST	373318	20525 Pioneer Blvd
373115	4111 Candlewood St	373321	4862 Conquista Ave
373116	4909 Lakewood Blvd	373322	4862 Conquista Ave
373122	4812 Bellflower Blvd	373334	2700 Carson St
373126	6223 Woodruff Ave	373335	4415 Parkview Dr
373136	11841 E 206th St	373341	5029 Hersholt Ave
373160	6027 Del Amo Blvd	373346	5031 Allington St
373162	6027 Del Amo Blvd	373355	4616 Iroquois Ave
373170	11714 Rockwall St	373357	5035 Reva Ct

CITY OF LAKEWOOD  
CODE ENFORCEMENT REPORT

373364	5912 Dagwood Ave	373610	21010 Nectar Ave
373380	4237 Woodruff Ave	373612	5013 Fanwood Ave
373383	5734 Eckleson St	373624	6002 Pimenta Ave
373386	20920 Roseton Ave	373632	19938 Corby Ave
373387	5528 Hayter Ave	373636	4813 Pimenta Ave
373388	4323 Knoxville Ave	373637	11903 E 206th St
373391	5408 Whitewood Ave	373638	2602 Denmead St
373411	21442 Verne Ave	373647	2413 Del Amo Blvd
373414	4727 Carfax Ave	373648	2813 Dashwood St
373415	4171 Woodruff Avenue	373649	4153 Redline Dr
373416	6179 Ibbetson Ave	373653	4909 Paramount Blvd
373426	6305 Turnergrove Dr	373656	4444 Canehill Ave
373427	6239 Mc Knight Dr	373660	5301 Lakewood Blvd
373433	2202 Del Bay St	373668	5922 Whitewood Ave
373438	12522 Chadwell St	373678	4858 Carfax Ave
373440	5114 Pearce Ave	373680	11517 Renville St
373442	19906 Flallon Ave	373682	11721 E 206TH St
373443	19907 Flallon Ave	373686	6013 Droxford St
373444	19913 Flallon Ave	373693	5443 Hazelbrook Ave
373450	11620 Walcroft St	373710	2833 Harvey Way
373455	20742 Elaine Ave	373711	12524 Stillman St
373461	11610 E 207th St	373740	6007 Droxford St
373465	6312 Candor St	373750	11755 Carson St
373469	6118 Bigelow St	373758	11867 E 206th St
373473	11539 Lemming St	373761	5104 Verdura Ave
373477	4313 Carfax Ave	373762	4905 Bellflower Blvd
373482	3423 Fairman St	373764	5135 Barlin Ave
373493	5919 Arbor Rd	373765	5103 Barlin Ave
373494	5919 Arbor Rd	373767	5105 Barlin Ave
373495	2949 Eckleson St	373794	4338 Ostrom Ave
373499	2949 Eckleson St	373795	20300 Arline Ave
373502	6902 Henrilee St	373801	4723 Deeboyar Ave
373524	21426 Rossford Ave	373810	11305 Lemming St
373543	4001 Hardwick St	373822	5822 Allington St
373544	11643 E 207TH ST	373834	12522 Chadwell St
373545	11644 E 206TH ST	373835	5931 Arabella St
373574	4237 Woodruff Ave	373839	5602 Oliva Ave
373579	4909 Lakewood Blvd	373847	2942 Dashwood St
373584	6214 Turnergrove Dr	373850	2942 Dashwood St
373586	6220 Turnergrove Dr	373852	5622 Bellflower Blvd
373604	11747 Carson St	373856	5833 Fidler Ave
373608	2952 Del Amo Blvd	373857	4161 Nipomo Ave

CITY OF LAKEWOOD  
CODE ENFORCEMENT REPORT

373879	6357 Dashwood St	374222	3349 Candlewood St
373890	3710 Industry Way #205	374252	4849 Castana Ave
373891	3527 Deerford St	374291	20828 Seine Ave
373898	2512 Deerford St	374306	5522 Bonfair Ave
373899	2502 Deerford St	374315	20727 Roseton Ave
373902	4802 Snowden Ave	374323	11604 E 205TH St
373912	4213 Redline Dr	374326	5313 Montair Ave
373933	3342 Hardwick St	374332	5827 Hersholt Ave
373935	4726 Snowden Ave	374343	6411 Del Amo Blvd
373944	5860 Whitewood Ave	374344	5400 Del Amo Blvd
373950	5944 Pennswood Ave	374351	2802 Candlewood St
373953	6049 Hazelbrook Ave	374356	5959 Faculty Ave
373958	4333 Iroquois Ave	374370	20525 Wardham Ave
373984	2837 Del Amo Blvd	374386	6217 Warwood Rd
373985	4842 Coke Ave	374388	6103 Capetown St
373986	2609 Dashwood St	374401	4202 Stevely Ave
373989	20524 Pioneer Blvd	374425	4629 JOSIE AVE
373990	20524 Pioneer Blvd	374432	5954 Camerino St
373994	6118 Bellflower Blvd	374434	5954 Camerino St
373997	5600 South Street	374453	4814 Ashworth St
374018	2011 Del Amo Blvd	374455	4814 Ashworth St
374026	5826 Hedda St	374470	5916 Dagwood Ave
374027	5802 Eastbrook Ave	374479	5918 Eastbrook Ave
374034	4986 Stevely Ave	374486	20806 Norwalk Blvd
374049	6026 Oliva Ave	374499	21229 Longworth Ave
374052	4990 Clark Ave	374509	5429 Hackett Ave
374069	6127 Chesteroark Dr	374518	5151 Knoxville Ave
374071	6134 Blackthorne Ave	374522	5151 Knoxville Ave
374090	4151 Faust Ave	374523	21229 Longworth Ave
374098	20801 Roseton Ave	374529	5932 Hazelbrook Ave
374101	4136 Marber Ave	374543	5607 SOUTH ST
374127	4555 Clubhouse Dr	374561	5730 Bigelow St
374129	4314 Deeboyar Ave	374563	20705 Longworth Ave
374168	4442 Stevely Ave	374573	4328 Lomina Ave
374182	4207 Ashworth St	374582	11622 E 206th St
374184	12134 E 208th St	374583	11626 E 206th St
374188	6033 Eberle St	374598	4418 Obispo Ave
374189	21012 Longworth Ave	374603	4418 Obispo Ave
374201	5202 Bellflower Blvd	374607	5222 Lorelei Ave
374210	20529 Pioneer Blvd	374611	6039 Pennswood Ave
374212	11506 Lemming St	374612	4548 Hackett Ave
374220	6660 Turnergrove Dr	374618	6118 Ibbetson Ave

CITY OF LAKEWOOD  
CODE ENFORCEMENT REPORT

374623	4428 Pixie Ave	374936	12044 E 207TH St
374626	12531 Stillman St	374943	6013 Faculty Ave
374634	11712 E 207TH St	374958	4645 Candlewood St
374640	4125 San Anseline Ave	374962	11546 E 216TH St
374653	11736 E 209th St	374963	11600 E 216TH St
374656	2948 Yearling St	374970	4368 Fairway Dr
374669	4622 Josie Ave	374979	11556 E 207TH St
374685	4935 Pearce Ave	374984	5744 Eckleson St
374691	5303 Hersholt Ave	374986	21426 Rossford Ave
374693	4114 Fairman St	374990	4762 Mc Nab Ave
374723	6302 Hungerford St	374996	4448 Mc Nab Ave
374724	6302 Hungerford St	375000	6022 Sandwood St
374725	11860 E 206th St	375001	6022 Sandwood St
374731	2300 Carson St	375004	21416 Rossford Ave
374733	4642 Conquista Ave	375009	4726 Carfax Ave
374745	5356 Iroquois Ave	375015	5112 Obispo Ave
374747	5249 Barlin Ave	375027	5608 Briercrest Ave
374760	4708 Bellflower Blvd	375031	6162 Hayter Ave
374763	4703 Adenmoor Ave	375038	5302 Hersholt Ave
374777	4433 Radnor Ave	375052	20737 Seine Ave #1
374780	5825 Premiere Ave	375057	5965 Candlewood Street
374787	4433 Radnor Ave	375059	4111 Lakewood Blvd
374803	11602 Stangate St	375074	5602 Rocket St
374809	2707 Greentop St	375078	20737 Elaine Ave
374819	12355 Tilbury St	375086	5777 South St
374820	5720 Bellflower Blvd	375093	4313 Maybank Ave
374835	5503 Pepperwood Ave	375095	4225 Paramount Blvd
374838	4912 Fidler Ave	375105	4718 Adenmoor Ave
374841	4802 Snowden Ave	375107	4368 Fairway Dr
374842	20803 Nectar Ave	375109	4171 Woodruff Ave
374847	5720 Clark Ave	375112	2928 Denmead St
374848	20903 Claretta Ave	375113	2939 Yearling St
374856	5512 Downey Ave	375114	20413 Clarkdale Ave
374871	5947 Ibbetson Ave	375115	11635 Centralia St
374872	5803 Del Amo Blvd	375123	4913 Coke Ave
374883	5135 Premiere Ave	375145	12031 Centralia St
374888	4959 Adenmoor Ave	375148	2820 Harvey Way
374889	4959 Adenmoor Ave	375152	4825 Paramount Blvd
374907	4117 Fairman St	375170	6717 Eberle St
374912	11343 Walcroft St	375176	5744 Castana Ave
374915	4659 Shadeway	375178	5744 Castana Ave
374921	2711 Del Amo Blvd	375183	4846 Maybank Ave

CITY OF LAKEWOOD  
CODE ENFORCEMENT REPORT

375187	6129 Elsa St	375547	4348 Camerino St
375188	5922 Greentop St	375549	5718 Castana Ave
375189	4722 Carfax Ave	375550	5436 Oliva Ave
375190	11728 E 206TH St	375552	4809 Ostrom Ave
375191	20603 Pioneer Blvd	375555	5949 Pennswood Ave
375196	4338 Camerino St	375559	5505 Carson St
375202	5908 Camerino St	375565	5013 Fanwood Ave
375208	5839 Eckleson St	375586	2403 Del Amo Blvd
375233	4902 Maybank Ave	375594	6119 Hersholt Ave
375234	4908 Maybank Ave	375598	5013 Fanwood Ave
375237	4912 Maybank Ave	375611	20722 Ibex Ave
375243	6149 Autry Ave	375623	20528 Pioneer Blvd
375253	5945 Sunfield Ave	375644	3724 Parkview Dr
375258	4113 Knoxville Ave	375647	4940 Montair Ave
375260	5402 Bellflower Blvd	375648	4115 Bouton Dr
375262	5436 Oliva Ave	375683	12345 E 211TH St
375273	5209 Klondike Ave	375693	4726 Mc Nab Ave
375280	5922 Blackthorne Ave	375726	20801 Roseton Ave
375287	6048 Graywood Ave	375727	4319 Canehill Ave
375293	20301 Arline Ave	375735	2212 Tern Bay Ln
375296	20702 Thornlake Ave	375736	2202 Tern Bay Ln
375318	5637 Adenmoor Ave	375737	21024 Nectar Ave
375326	6621 Wolfe St	375753	6628 Turnergrove Dr
375370	4230 Marwick Ave	375770	6009 Ibbetson Ave
375375	5403 Montair Ave	375774	4337 Fairway Dr
375376	5403 Montair Ave	375776	4200 Marbor Avenue
375388	4717 Ashworth St	375777	4126 Country Club Dr
375391	20404 Jersey Ave	375779	4153 Redline Dr
375392	4135 Los Coyotes Diagonal	375791	4142 Levelside Ave
375394	6107 Lorelei Ave	375793	4659 Shadeway Ave
375395	6107 Lorelei Ave	375800	6033 Eberle St
375412	3758 Parkview Dr	375809	6003 Droxford St
375428	20402 Arline Ave	375833	6022 Bonfair Ave
375446	2846 Del Amo Blvd	375835	5102 Meadow Wood Ave
375460	5151 Knoxville Ave	375845	12638 Chadwell St
375467	5311 Josie Ave	375846	12642 Chadwell St
375478	4756 Deeboyar Ave	375849	11349 E 215th St
375479	4756 Deeboyar Ave	375861	2742 Dollar St
375480	3602 Allred St		
375490	6702 Turnergrove Dr		
375492	4638 Bellflower Blvd		
375503	4001 Hardwick St		

# DIVIDER SHEET

*Legislation*

## ORDINANCE NO. 2015-7

AN ORDINANCE OF THE CITY COUNCIL OF THE CITY OF LAKEWOOD AMENDING SECTION 8100 OF CHAPTER 1 OF ARTICLE VIII OF THE LAKEWOOD MUNICIPAL CODE PERTAINING TO ADOPTION BY REFERENCE THE ADDITION OF CHAPTER 68, REGARDING EXPEDITED PERMITTING FOR SMALL RESIDENTIAL ROOFTOP SOLAR ENERGY SYSTEMS TO TITLE 26 - BUILDING CODE OF THE COUNTY OF LOS ANGELES AND THEREBY AMENDING THE BUILDING CODE OF THE CITY OF LAKEWOOD

WHEREAS, the City of Lakewood ("City") is required by California Assembly Bill 2188 which was enacted into law in August 2014 to provide an expedited streamlined permitting process for small residential rooftop solar energy systems that is in effect by September 30, 2015;

WHEREAS, the City contracts with the County of Los Angeles for the provision of plan checking, permitting and inspection services for review of construction projects and therefore adopts by reference the Los Angeles County adoption of the California Building Code, as amended by the both the County of Los Angeles and furthermore by the City of Lakewood;

WHEREAS, the City wants to provide its residents the opportunity to avail themselves of the cost and energy-savings of residential solar panel array installations in a manner consistent with state law.

THE CITY COUNCIL OF THE CITY OF LAKEWOOD ORDAINS AS FOLLOWS:

SECTION 1. EXEMPTION. The City Council finds that the proposed ordinance is statutorily exempt from review under the California Environmental Quality Act, pursuant to Section 15268 of the California Environmental Quality Act Guidelines, as amended.

SECTION 2. Section 8100 of Chapter 1 of Article VIII of the Lakewood Municipal Code pertaining to Building Regulations is hereby amended to add by reference Chapter 68 of Title 26 -- Building Code of the County of Los Angeles to read as follows:

8100. BUILDING CODE. Except as otherwise provided in this Chapter, the 2011 Building Code of the County of Los Angeles, sometimes hereinafter referred to as the "Building Code," known and designated as Title 26 of the Los Angeles County Code, incorporating therein the 2010 State of California Building Code, is hereby adopted and made a part hereof as though fully set forth in this Chapter, with the amendments hereinafter set forth and to include by reference Chapter 68 "Expedited Permitting for Small Residential Rooftop Solar Energy Systems". The same shall hereafter constitute the Building Code of the City of Lakewood regulating the erection, construction, enlargement, alteration, repair, moving, removal, demolition, conversion, occupancy, use, height, area, and maintenance of all structures and certain equipment therein specifically regulated, and grading, providing for the issuance of permits and collection of fees therefore, and providing



penalties for the violation of said Code. At least one copy of the Building Code shall be kept on file in the Office of the City Clerk and shall be maintained by the City Clerk for the use and examination by the public. In the event of any conflict or ambiguity between any provisions contained in the Building Code and any amendment thereto, or additions thereto contained in this Chapter, the amendment or addition thereto contained in the Chapter shall control. In the event of any conflict or ambiguity between any provisions contained in the Building Code and any provisions of the Lakewood Municipal Code, the Lakewood Municipal Code shall control.

SECTION 3. SEVERABILITY. If any section, subsection, sentence, clause, phase, or portion of this Ordinance is for any reason held to be invalid or unconstitutional by the decision of any court of competent jurisdiction, such decision shall not affect the validity of the remaining portions of this Ordinance. The City Council hereby declares that it would have adopted this Ordinance, and each section, subsection, subdivision, sentence, clause, phrase or portion thereof, irrespective of the fact that any one or more sections, subsections, subdivisions, sentences, clauses, phrases or portions might subsequently be declared invalid or unconstitutional.

SECTION 4. NOTIFICATION. The City Clerk shall certify to the adoption of this Ordinance. The City Council hereby finds and determines there are no newspapers of general circulation both published and circulated within the City and, in compliance with Section 36933 of the Government Code, directs the City Clerk to cause said Ordinance within fifteen (15) days after its passage to be posted in at least three (3) public places within the City as established by Ordinance.

SECTION 5. EFFECTIVE DATE. This Ordinance shall be posted or published as required by law and shall take effect thirty (30) days after its adoption.

ADOPTED AND APPROVED this 8th day of September, 2015, by the following roll call vote:

	AYES	NAYS	ABSENT
Council Member DuBois	_____	_____	_____
Council Member Rogers	_____	_____	_____
Council Member Piazza	_____	_____	_____
Council Member Croft	_____	_____	_____
Mayor Wood	_____	_____	_____

\_\_\_\_\_  
Mayor

ATTEST:

\_\_\_\_\_  
City Clerk

# **D I V I D E R S H E E T**

*Reports*

## **COUNCIL AGENDA**

September 8, 2015

**TO:** The Honorable Mayor and City Council

**SUBJECT:** 2015-2016 Fall/Winter Programs

### **INTRODUCTION**

The 2015-16 Fall/Winter Recreation Catalog was delivered to Lakewood homes the last weekend of August. The cover highlights four programming areas (Halloween Carnivals, Project Shepherd, Activity Zone and LYS) that help cement the city's commitment to community-building activities and events. Registration for 2015 fall classes began when the catalog was delivered to Lakewood resident homes. Fall recreation programs will begin on Monday, September 28 and run through January 2016.

### **STATEMENT OF FACT AFTER SCHOOL PROGRAMS**

The fall season represents the start of a new school year for Lakewood's school age population and a new calendar of programming for the department's After-school Activity Zone. Providing a safe and secure place for children to go to after school remains a core component of the department's recreation programming and the department's After-school Activity Zone is a mainstay. Trained recreation staff at eight park locations supervise "The Zone" providing homework assistance, organized games and other activities for school age children. The free drop-in program offers a positive place for children to create, learn, and play. Zone activities begin on Tuesday, September 8. Students can participate in a variety of fun activities while parents can be assured that their children are being properly supervised in a safe and creative environment.

### **TEEN PROGRAMS**

Teen programs are also plentiful this fall. While social activities are popular with teens, recreation staff place special emphasis on the future of Lakewood's teens with the offering of the College Fair on Tuesday, October 13 from 6:00 p.m. to 8:30 p.m. at Mayfair Park. Colleges from all over California and many other states will be on-site to meet with students to discuss admission requirements, application deadlines, campus life, and financial assistance programs for their college or university. Students from all Lakewood area high schools are invited to attend the College Fair. An active schedule of teen programs is offered at both the Lakewood Youth Center and at the Teen Resource Center at Bloomfield Park, which are in operation Monday – Friday starting at 3:00 p.m.

### **LAKEWOOD YOUTH SPORTS**

The Lakewood Youth Sports program continues to be a core focus area of recreational opportunities for youth. In the midst of its 59<sup>th</sup> year, LYS provides young residents a free and fun, inclusive sports atmosphere to learn athletic skills and the value of sportsmanship. This season, both Volleytennis and Flag Football leagues are offered. Flag Football offers a competitive division for

**Council Agenda**  
**2015-2016 Fall/Winter Programs**  
**September 8, 2015**  
**Page 2**

children ages 8-15 and a Smurf division for ages 6-7. The Smurf division is a fun introduction to flag football fundamentals using a Nerf football and modified rules for fun with minimal competition. Volleytennis is offered for girls ages 8-17 in four age divisions. Teams practice and play league games on weekday evenings and Saturday mornings from September 1 through November 7. Playoff games for Flag Football and Volleytennis will conclude by November 14. Later this fall, LYS basketball signups will take place November 14-21 and teams will begin practice in December with league play beginning in January. In addition to LYS, multiple contract classes offer fee-based sports opportunities such as tennis, karate, gymnastics, soccer, and ice hockey.

**FALL SPECIAL EVENTS**

The fall issue of the RCS catalog also promotes several special events including Lakewood's annual Patriot Day Concert. The city has commemorated Patriot Day every year since the tragic events of 9/11/2001. This year's Patriot Day commemoration will take place on Friday, September 11 from 6:00 p.m. to 8:00 p.m. in the concert grove at Del Valle Park (Woodruff Avenue at Arbor Road). This very special community concert will feature the 300<sup>th</sup> Army Band and the Golden Sands Chorus.

In addition to this special event, there are others worth noting this fall including the Lollipop Lane Craft Boutique which takes place at Mayfair Park on Saturday, October 17 from 9:00 a.m. to 3:00 p.m. This shopping venue will feature over 115 vendors, many of which are Lakewood residents, selling affordable handmade craft and gift items.


Lakewood's Halloween Carnivals will take place at eight parks on Saturday, October 31 from 6:00 p.m. to 8:30 p.m. The free carnivals feature food booths, games, and contests in a safe Halloween environment for youngsters 6-13 years of age. Over 200 attractions for preschool and school-age children will be featured. Winners will receive candy and novelty prizes at each booth. Special contests and games are scheduled throughout the evening, highlighted by the costume parade for all ages at 7:00 p.m. Popular attractions include the haunted house, specially designed for children 6-11, which will be open throughout the evening at Bolivar, Del Valle, Palms, and San Martin Parks. Bolivar and Mayfair Parks will also have inflatable bounce houses, obstacle courses, and rides on site for additional Halloween fun for a minimal ticket cost.


Children will have a plethora of choices for enjoying their winter vacation. Park staff will plan fun and creative holiday-themed activities for children to keep them busy when school is on winter break. The highlight of the season is when Santa Claus visits the parks. Kids will get to work on a holiday craft and enjoy a cup of hot chocolate while waiting to get their picture taken with Santa. Additionally, children and members of the entire Lakewood community may participate in the Project Shepherd Holiday Assistance program. Students have an opportunity to get involved with helping their community by donating food and grocery store gift cards through their school, which benefits Project Shepherd. Children enrolled in the Project Shepherd program can request "Teddy Bear" gifts which are fulfilled by community members, employee groups, churches, and businesses throughout the city.

**Council Agenda**  
**2015-2016 Fall/Winter Programs**  
**September 8, 2015**  
**Page 3**

**SUMMARY**

Whether it's after-school programs, sports, classes or human services, this season's program offering will continue to provide residents with opportunities to learn, be active, have fun, socialize with others, and give back to the community.

Lisa Litzinger, Director  
Recreation & Community Services 

Howard L. Chambers  
City Manager 

# **D I V I D E R S H E E T**

**COUNCIL AGENDA**

September 8, 2015

**TO:** The Honorable Mayor and City Council**SUBJECT:** Approval of Engineering Services Agreement with Tetra Tech for the Lakewood Water Capture and Infiltration Project (Rev. 1)**INTRODUCTION**

On June 23, 2015, the City Council approved a Cooperative Implementation Agreement with Caltrans for the Lakewood Water Capture and Infiltration Project. Caltrans is partnering with the City by providing up to \$11M of full funding for the project intended to capture and infiltrate or beneficially reuse stormwater and urban runoff.

**STATEMENT OF FACT**

The project will include the construction of a facility to divert, treat and store urban dry weather runoff and a small portion of the early part of wet weather flow. The Los Cerritos Channel (LCC) Watershed Management Program (WMP) identified a potential project in Mayfair Park adjacent to the Clark Channel which eventually drains into the Los Cerritos Channel in the vicinity of Del Amo Blvd. The project would divert water out of the Clark Channel into a pretreatment facility where it could be either infiltrated under the ballfields in Mayfair Park, or used for irrigation in the park. As an alternative project, a similar design could be considered for the Del Amo Channel at Bolivar Park, which would have the added benefit of reducing the use of potable water for irrigation, rather than the recycled water that is used in Mayfair park.

Staff has undertaken a consultant selection process to seek the best qualified engineering team to work on this project. First, statements of qualification (SOQ's) were requested from 12 engineering firms known to have expertise and experience with projects of a similar nature. Next, the city's project management team (PMT) reviewed the submitted SOQ's and narrowed the list to the three most qualified firms/teams, who were requested to submit formal written proposals for Phase 1 of the project along with a separate fee proposal. The city's PMT reviewed the formal proposals, and conducted presentation interviews with the three firms on September 3, 2015. These firms were subjected to rigorous questioning and evaluation by the PMT. The PMT unanimously recommended selection of Tetra Tech for the project.

Phase 1 of the project will include complete evaluation of the two sites resulting in the production of a project engineering study report that describes the evaluation of the two sites with all appropriate data, and a recommendation for site selection. The completion of Phase 1 of the work will represent 10% design completion for both of the sites. The specific issues that will be studied in Phase 1 include:

- Hydraulics and hydrology, including definition of the drainage areas contributing flow



- Evaluation of water quality characteristics, TMDL's and compliance with the MS4 permit
- Water diversion from the adjacent flood control channels
- Pre treatment of the runoff and storm water for storage and infiltration
- Post treatment of the runoff and storm water for beneficial reuse or irrigation
- Potential irrigation uses in the parks and adjacent medians
- Geotechnical investigation of the sites
- Preliminary topographic survey of the sites
- Underground storage and infiltration structure and other civil infrastructure
- Landscape and irrigation systems related to both beneficial reuse of the water and restoration of the site post construction
- Preliminary site plans
- Environmental document processing
- Listing of all needed permits with processing time and challenges identified
- Coordination with outside regulatory agencies
- Any other regulatory requirements anticipated
- Project schedule through completion of construction and start up
- Analysis of operations and maintenance including long term costs
- Consideration of alternative project delivery methods

The project is very time sensitive and Tetra Tech is poised to begin work immediately. The proposed fee for this work, on a time and material basis, will be \$342,250. They will have about two months to complete Phase 1 and assist the City in selecting the site and scoping the project. Once Phase 1 is complete, the city will be able to advance the project to the construction drawing phase and will return to Council for additional authorization for this second phase of engineering work. There will be a time limit on the Caltrans funding; the funds obligated before June 30, 2015 must be spent within two years, and the funds obligated in the subsequent year will have one additional year.

The agreement with Caltrans states that they will reimburse 100% of the city's expenses for the project up to a maximum of \$11,000,000. Since this agreement is a reimbursable agreement, the City must incur the costs and bill Caltrans afterward. In order to allow for payment of expenses during Phase 1 of the project, \$500,000 must be appropriated by the City Council, so that sufficient budgetary authority is available. Additional appropriations will be requested for future phases of the project.


The Council previously authorized Willdan with Richard Watson & Associates to assist city staff with the management of the project. They are a part of the city's PMT and assisted in the selection process. Additional staff from other departments such as Water Resources, Administrative Services and Recreation and Community Services, will also be a part of the City PMT to assure that all city operations and impacts are considered.


Finally, similar to the assistance provided by Willdan, staff requests authorization for Meyer and Associates to assist the City PMT under their existing on-call agreement for review of the project as it relates to park facilities, landscape and park infrastructure. Meyer and Associates has designed most of our recent park projects and will be in a unique position to assist city staff with key issues related to parks and landscaping for this project. They would perform their work on a time and material basis, as needed, under their existing agreement with the city.

### **RECOMMENDATION**

Staff recommends that the City Council:

- (1) Approve an Engineering Services Agreement with Tetra Tech for the Lakewood Water Capture and Infiltration Project and authorize the Mayor to sign the agreement in a form approved by the City Attorney.
- (2) Authorize Meyer and Associates to perform project management team consulting services on a time and material basis in the amount of \$15,000 for Phase 1 of the Lakewood Water Capture Project under their existing on-call agreement.
- (3) Appropriate \$500,000 for Phase 1 of the project, which will be reimbursed to the City under the project agreement with Caltrans.

Lisa Ann Rapp   
Director of Public Works

Howard L. Chambers   
City Manager