

AGENDA
REGULAR CITY COUNCIL MEETING
COUNCIL CHAMBERS
5000 CLARK AVENUE
LAKEWOOD, CALIFORNIA

January 27, 2015, 7:30 p.m.

CALL TO ORDER

INVOCATION: Pastor Mike Conan, Christ Presbyterian Church

PLEDGE OF ALLEGIANCE: Boy Scout Troop 140

ROLL CALL: Mayor Todd Rogers
Vice Mayor Jeff Wood
Council Member Steve Croft
Council Member Diane DuBois
Council Member Ron Piazza

ANNOUNCEMENTS AND PRESENTATIONS:

Presentation by SEAACA Regarding "Have a Heart" Adoption Event

ROUTINE ITEMS:

All items listed within this section of the agenda are considered to be routine and will be enacted by one motion without separate discussion. Any Member of Council may request an item be removed for individual discussion or further explanation. All items removed shall be considered immediately following action on the remaining items.

RI-1 Approval of Minutes of the Meetings held December 9, December 16, December 23, 2014, and January 13, 2015

RI-2 Approval of Personnel Transactions

RI-3 Approval of Registers of Demands

RI-4 Approval of Agreement for Emergency Water During Disasters With DS Waters of America

RI-5 Approval of Monthly Report of Investment Transactions

RI-6 Approval of Quarterly Schedule of Investments

PUBLIC HEARINGS:

1.1 General Plan Annual Progress Report

1.2 Award of Bid for Public Works Project No. 2014-5, Del Valle Memorial

City Council Agenda

January 27, 2015

Page 2

REPORTS:

- 3.1 Annual Review of City Investment Policy
- 3.2 2015 Lakewood Youth Sports Hall of Fame

AGENDA LAKEWOOD SUCCESSOR AGENCY

- 1. Approval of Register of Demands

AGENDA LAKEWOOD HOUSING SUCCESSOR AGENCY

- 1. Approval of Register of Demands

ORAL COMMUNICATIONS:

ADJOURNMENT

Any qualified individual with a disability that would exclude that individual from participating in or attending the above meeting should contact the City Clerk's Office, 5050 Clark Avenue, Lakewood, CA, at 562/866-9771, ext. 2200; at least 48 hours prior to the above meeting to ensure that reasonable arrangements can be made to provide accessibility to the meeting or other reasonable auxiliary aids or services may be provided.

Copies of staff reports and other writings pertaining to this agenda are available for public review during regular business hours in the Office of the City Clerk, 5050 Clark Avenue, Lakewood, CA 90712

Routine Items



Minutes

Lakewood City Council

Regular Meeting held
December 9, 2014

MEETING WAS CALLED TO ORDER at 7:46 p.m. by Mayor Rogers in the Council Chambers at the Civic Center, 5000 Clark Avenue, Lakewood, California.

INVOCATION was offered by Dr. John C. Bonner, Chaplain Emeritus to the City Council

PLEDGE OF ALLEGIANCE was led by Lakewood High School Jr. ROTC

ROLL CALL: PRESENT: Mayor Todd Rogers
Vice Mayor Jeff Wood
Council Member Steve Croft
Council Member Diane DuBois
Council Member Ron Piazza

ANNOUNCEMENTS AND PRESENTATIONS:

Mayor Rogers announced that the meeting would be adjourned in memory of Phil Hernandez, who had been a Meals on Wheels volunteer for many years. He added that the meeting would also be adjourned in memory of Judy Lohrs, his wife's mother and his mother-in-law, whose contributions made a positive impact on the City and Lakewood Education Foundation grant recipients.

Mayor Rogers stated that due to a scheduling conflict, the presentation by State Senator Ricardo Lara would be postponed to a later date.

Council Member Croft, noting the success of the recent holiday tree lighting event, invited residents to join in the celebrations throughout December on Friday and Saturday evenings at the Civic Center Plaza.

ROUTINE ITEMS:

COUNCIL MEMBER DUBOIS MOVED AND COUNCIL MEMBER PIAZZA SECONDED TO APPROVE ROUTINE ITEMS 1 THROUGH 5.

RI-1 Approval of Minutes of the Meetings held November 12, November 18, and November 25, 2014

RI-2 Approval of Personnel Transactions

RI-3 Approval of Registers of Demands

ROUTINE ITEMS: Continued

RI-4 RESOLUTION NO. 2014-16; A RESOLUTION OF THE CITY COUNCIL OF THE CITY OF LAKEWOOD ESTABLISHING DISABLED PERSON DESIGNATED PARKING ON THE EAST SIDE OF IBBETSON AVENUE WITHIN THE CITY OF LAKEWOOD

RI-5 Approval of Rental Agreement for Burns Community Center with Nifty After Fifty

UPON ROLL CALL VOTE, THE MOTION WAS APPROVED:

AYES: COUNCIL MEMBERS: Croft, DuBois, Wood, Piazza and Rogers

NAYS: COUNCIL MEMBERS: None

1.1 • ORDINANCE NO. 2014-9; ADOPTING BY REFERENCE THE 2014 LOS ANGELES COUNTY BUILDING, MECHANICAL, ELECTRICAL, GREEN BUILDING AND RESIDENTIAL CODES

City Attorney Steve Skolnik advised that the proposed ordinance had been introduced at the November 18th City Council meeting.

Mayor Rogers opened the public hearing at 7:57 p.m. and called for anyone in the audience wishing to address the City Council on this matter. There was no response.

VICE MAYOR WOOD MOVED AND COUNCIL MEMBER PIAZZA SECONDED TO CLOSE THE PUBLIC HEARING. UPON ROLL CALL VOTE, THE MOTION WAS APPROVED:

AYES: COUNCIL MEMBERS: Croft, DuBois, Wood, Piazza and Rogers

NAYS: COUNCIL MEMBERS: None

ORDINANCE NO. 2014-9; AN ORDINANCE OF THE CITY COUNCIL OF THE CITY OF LAKEWOOD ADOPTING BY REFERENCE, PURSUANT TO GOVERNMENT CODE SECTIONS 50022.2 AND 50022.9, THE 2013 CALIFORNIA BUILDING CODE (TITLE 26 LOS ANGELES COUNTY BUILDING CODE), THE 2013 CALIFORNIA ELECTRICAL CODE (TITLE 27 LOS ANGELES COUNTY ELECTRICAL CODE), THE 2013 CALIFORNIA PLUMBING CODE (TITLE 28 LOS ANGELES COUNTY PLUMBING CODE), THE 2013 CALIFORNIA MECHANICAL CODE (TITLE 29 LOS ANGELES COUNTY MECHANICAL CODE), THE 2013 CALIFORNIA RESIDENTIAL CODE (TITLE 30 LOS ANGELES COUNTY RESIDENTIAL CODE), THE 2013 CALIFORNIA GREEN BUILDING STANDARDS CODE (TITLE 31 LOS ANGELES COUNTY GREEN BUILDING STANDARDS CODE) AND ADOPTING LOCAL AMENDMENTS THERETO was read by title by the Acting City Clerk.

2014 LOS ANGELES COUNTY BUILDING, MECHANICAL, ELECTRICAL, GREEN BUILDING AND RESIDENTIAL CODES Continued

COUNCIL MEMBER CROFT MOVED AND COUNCIL MEMBER DUBOIS SECONDED TO WAIVE FURTHER READING AND ADOPT ORDINANCE NO. 2014-9. UPON ROLL CALL VOTE, THE MOTION WAS APPROVED:

AYES: COUNCIL MEMBERS: Croft, DuBois, Wood, Piazza and Rogers

NAYS: COUNCIL MEMBERS: None

1.2 • ORDINANCE NO. 2014-10; ADOPTING BY REFERENCE THE 2014 LOS ANGELES COUNTY FIRE CODE

The City Attorney stated that the proposed ordinance had been introduced at the previous City Council meeting.

Mayor Rogers opened the public hearing at 7:59 p.m. and called for anyone in the audience wishing to address the City Council on this matter. There was no response.

COUNCIL MEMBER PIAZZA MOVED AND VICE MAYOR WOOD SECONDED TO CLOSE THE PUBLIC HEARING. UPON ROLL CALL VOTE, THE MOTION WAS APPROVED:

AYES: COUNCIL MEMBERS: Croft, DuBois, Wood, Piazza and Rogers

NAYS: COUNCIL MEMBERS: None

ORDINANCE NO. 2014-10; AN ORDINANCE OF THE CITY COUNCIL OF THE CITY OF LAKEWOOD ADOPTING BY REFERENCE THE 2014 FIRE CODE OF THE CONSOLIDATED FIRE DISTRICT OF LOS ANGELES COUNTY, AS SET FORTH IN TITLE 32 OF THE LOS ANGELES COUNTY CODE, RATIFYING THE MORE RESTRICTIVE BUILDING STANDARDS CONTAINED IN THAT CODE, AND AMENDING SECTION 3101 OF THE LAKEWOOD MUNICIPAL CODE was read by title by the Acting City Clerk.

COUNCIL MEMBER DUBOIS MOVED AND COUNCIL MEMBER PIAZZA SECONDED TO WAIVE FURTHER READING AND ADOPT ORDINANCE NO. 2014-10. UPON ROLL CALL VOTE, THE MOTION WAS APPROVED:

AYES: COUNCIL MEMBERS: Croft, DuBois, Wood, Piazza and Rogers

NAYS: COUNCIL MEMBERS: None

1.3 • AWARD OF BID FOR PUBLIC WORKS PROJECT NO. 2014-3, WATERMAIN REPLACEMENT - 2014

Lisa Rapp, Director of Public Works, made a presentation based on the memo in the agenda and stated fifteen bids had been received for the City's annual watermain replacement project, which would replace approximately two and one half miles of water mains in several residential streets. She noted that the project work was scheduled to commence in January and be completed in May of next year. It was the recommendation of staff that the City Council adopt the plans, specifications and working details for Public Works Project No. 14-3, Watermain Replacement 2014; award a contract to T.A. Rivard, Inc. in the amount of \$1,644,020; and authorize staff to approve a cumulative total of change orders, as needed, not to exceed \$150,000.

Council Member Piazza commended staff for their efforts in replacing and continuing to maintain Lakewood's water lines.

Mayor Rogers opened the public hearing at 8:04 p.m. and called for anyone in the audience wishing to address the City Council on this matter.

Mitchell Ramirez inquired whether the locations of the water mains to be replaced were on streets that had been re-paved.

Ms. Rapp responded by stating that a policy had been established setting a time period before newly paved streets could be impacted by such projects. She added that the contractor, who had previously done work in the City, did an excellent job with trench repair ensuring that rideability and structural capacity of the street would not be affected.

VICE MAYOR WOOD MOVED AND COUNCIL MEMBER CROFT SECONDED TO CLOSE THE PUBLIC HEARING AND APPROVE STAFF'S RECOMMENDATION. UPON ROLL CALL VOTE, THE MOTION WAS APPROVED:

AYES: COUNCIL MEMBERS: Croft, DuBois, Wood, Piazza and Rogers

NAYS: COUNCIL MEMBERS: None

2.1 • ACCEPTANCE OF CERTIFICATE PERTAINING TO CANDIDATES FOR THE MARCH 3, 2015 GENERAL MUNICIPAL ELECTION

The City Attorney advised that a Certificate pertaining to the City's General Municipal Election in March of 2015 had been prepared by the Acting City Clerk. The Certificate declared that during the nomination period for this election, there were not more candidates than offices to be elected and provided the City Council with the alternatives for dealing with the circumstance. He concluded by stating that a notice would be published and an adjourned meeting scheduled following the publication for next Tuesday.

MAYOR ROGERS STATED THAT THERE BEING NO OBJECTION, THE ITEM WAS ORDERED RECEIVED AND FILED.

3.1 • REVIEW OF COMPREHENSIVE ANNUAL FINANCIAL REPORT (CAFR) FOR YEAR ENDED JUNE 30, 2014

Administrative Services Director Diane Perkin made a presentation based on the memo in the agenda and stated the Comprehensive Annual Financial Report (CAFR) was compiled by the Administrative Services Department staff and audited by the certified accounting firm, Pun & McGeady LLP. She advised that the document was comprised of four sections, the Introductory, Financial, Supplemental Schedules and Statistical and provided a review of the year-over-year changes from the previous fiscal year. She concluded by stating that the City remained in sound fiscal condition and was able to meet all obligations, with no outstanding General Fund debt.

The Mayor and Council Members each congratulated and commended Administrative Services staff for the numerous awards received for their excellence in financial reporting.

MAYOR ROGERS STATED THAT THERE BEING NO OBJECTION, THE ITEM WAS ORDERED RECEIVED AND FILED.

3.2 • BUREAU OF RECLAMATION REGIONAL ADVANCED METER PILOT GRANT PROJECT

James Glancy, Director of Water Resources, displayed slides and gave a presentation based on the report in the agenda. He stated that the City Council had previously approved a resolution to join the Gateway Region Integrated Resources Management Authority JPA, whose purpose had been to develop an Integrated Water Management Plan approved by the State and, in turn, use the plan in securing State and Federal grant monies. He reported that an agreement had been executed with the Bureau of Reclamation for the installation of advanced meters with a 60/40 percent cost share for the grant. The City of Lakewood's total project cost was \$80,847 with \$32,462 being reimbursed. Mr. Glancy explained that a proposal had been submitted to supply Beacon equipment compatible with Lakewood's existing billing system and included the installation of 251 replacement meters in locations with high water use. He concluded by stating that staff recommended that the City Council approve the Automated Meter Reading Pilot Program with Badger Meter Company for a cost of \$81,000 for the procurement of automated meters and upon approval of the City Attorney as to form, authorize its execution by the Mayor on behalf of the City; and appropriate \$81,000 for the purchase of meters as a match to the grant requirement.

Responding to Vice Mayor Wood's inquiry, Mr. Glancy stated that the proposed area had been included as part of the grant application and the installation would be accomplished at no cost to the residents.

Mr. Glancy replied to Council Member DuBois' question by stating that there would be no change to the location of the meters with the installation to appear seamless. He added that the battery life had been guaranteed for ten years.

3.2 • BUREAU OF RECLAMATION REGIONAL ADVANCED METER PILOT GRANT PROJEC - Continued

COUNCIL MEMBER CROFT MOVED AND COUNCIL MEMBER DUBOIS SECONDED TO APPROVE STAFF'S RECOMMENDATION. UPON ROLL CALL VOTE, THE MOTION WAS APPROVED:

AYES: COUNCIL MEMBERS: Croft, DuBois, Wood, Piazza and Rogers

NAYS: COUNCIL MEMBERS: None

SUCCESSOR AGENCY ACTIONS

1. Approval of Registers of Demands

COUNCIL MEMBER CROFT MOVED AND COUNCIL MEMBER DUBOIS SECONDED TO APPROVE THE REGISTER OF DEMANDS. UPON ROLL CALL VOTE, THE MOTION WAS APPROVED:

AYES: COUNCIL MEMBERS: Croft, DuBois, Wood, Piazza and Rogers

NAYS: COUNCIL MEMBERS: None

ORAL COMMUNICATIONS: None

ADJOURNMENT

There being no further business to be brought before the City Council, Mayor Rogers adjourned the meeting at 8:32 p.m. to Tuesday, December 16, 2014, at 7:00 p.m. in Council Chambers. A moment of silence was observed in memory of Phil Hernandez and Judy Lohrs.

Respectfully submitted,

Jo Mayberry, CMC
Acting City Clerk



Minutes

Lakewood City Council

Adjourned Regular Meeting held
December 16, 2014

MEETING WAS CALLED TO ORDER at 7:05 p.m. by Mayor Rogers in the Council Chambers at the Civic Center, 5000 Clark Avenue, Lakewood, California.

PLEDGE OF ALLEGIANCE was led by Council Member Diane DuBois

ROLL CALL: PRESENT: Mayor Todd Rogers
Vice Mayor Jeff Wood
Council Member Steve Croft
Council Member Diane DuBois
Council Member Ron Piazza

2.1 • CONSIDERATION OF THE APPOINTMENT OF THE PERSONS WHO WERE NOMINATED TO THE OFFICES THAT WERE TO BE ELECTED ON MARCH 3, 2015 AND CANCELING SAID ELECTION

City Attorney Steve Skolnik advised, based on the item in the agenda, that at the close of the nomination period for the March 3, 2015 election, there were only two qualified candidates for the two available offices. He stated that the California Elections Code provided a specific legal process to be followed under such circumstances and that the City Council had certain options. He reported that all legal requirements had been completed and that staff was recommending that the City Council adopt the proposed resolution to appoint the two qualified candidates to fill the offices, effectively canceling the March 3rd election.

Alan Gafford expressed gratitude to the Council and staff for the City's positive presence in various aspects of life in Lakewood.

RESOLUTION NO. 2014-67; A RESOLUTION OF THE CITY COUNCIL OF THE CITY OF LAKEWOOD, CALIFORNIA, PROVIDING FOR THE APPOINTMENT TO THE OFFICES OF THIS CITY THAT WERE TO BE ELECTED ON TUESDAY, MARCH 3, 2015

COUNCIL MEMBER CROFT MOVED AND COUNCIL MEMBER DUBOIS SECONDED TO ADOPT RESOLUTION NO. 2014-67. UPON ROLL CALL VOTE, THE MOTION WAS APPROVED:

AYES: COUNCIL MEMBERS: Croft, DuBois, Wood, Piazza and Rogers
NAYS: COUNCIL MEMBERS: None

ORAL COMMUNICATIONS: None

ADJOURNMENT

There being no further business to be brought before the City Council, Mayor Rogers adjourned the meeting at 7:10 p.m.

Respectfully submitted,

Jo Mayberry, CMC
Acting City Clerk



Minutes

Lakewood City Council

Regular Meeting held
December 23, 2014

At 7:30 p.m. on December 23, 2014, in the City Council Chambers at the Civic Center, 5000 Clark Avenue, Lakewood, California, the Acting City Clerk was present.

It was the time and place for a Regular Meeting of the City Council of the City of Lakewood.

The Acting City Clerk immediately declared the Meeting adjourned due to lack of a quorum.

Respectfully submitted,

Jo Mayberry, CMC
Acting City Clerk



Minutes

Lakewood City Council

Regular Meeting held
January 13, 2015

At 7:30 p.m. on January 13, 2015, in the City Council Chambers at the Civic Center, 5000 Clark Avenue, Lakewood, California, the Acting City Clerk was present.

It was the time and place for a Regular Meeting of the City Council of the City of Lakewood.

The Acting City Clerk immediately declared the Meeting adjourned due to lack of a quorum.

Respectfully submitted,

Jo Mayberry, CMC
Acting City Clerk


DIVIDER SHEET

COUNCIL AGENDA

January 27, 2014

TO: The Honorable Mayor and City Council**SUBJECT:** Report of Personnel Transactions

<u>Name</u>	<u>Title</u>	<u>Schedule</u>	<u>Effective Date</u>
1. FULL-TIME EMPLOYEES			
A. Appointments			
Steven Hernandez	Park Maintenance Worker	10A	01/04/2015
B. Changes			
Barbara Di Iorio	Administrative Clerk Administrative Secretary	08A to 15A	01/04/2015
C. Separations			
Jimmy Dixon	Skilled Trades Worker	13A	12/30/2014
Kerry Musgrove	Environmental Resources Sup	27B	12/29/2014
Linda Ung	Administrative Secretary	15A	12/30/2014
2. PART-TIME EMPLOYEES			
A. Appointments			
Matthew R. Ceballos	Community Services Specialist	B	01/04/2015
Vijaykumar M. Pillai	Community Services Specialist	B	01/04/2015
B. Changes			
Andrew Camacho	Clerk Typist Support Services Clerk I	A to B	01/04/2015
Shannon Julius	Intern I Management Trainee II	A to B	12/07/2014
C. Separations			
None			

Lisa Novotny
Assistant City Manager Howard L. Chambers
City Manager 

D I V I D E R S H E E T

**CITY OF LAKEWOOD
FUND SUMMARY 12/11/2014**

In accordance with section 2521 of the Lakewood Municipal Code there is presented herewith a summary of obligations to be paid by voucher 60971 through 61086. Each of the following demands has been audited by the Director of Administrative Services and approved by the City Manager.

1010	GENERAL FUND	161,067.75
1020	CABLE TV	32,806.83
1030	CDBG CURRENT YEAR	875.00
1050	COMMUNITY FACILITY	1,496.27
1070	RETIREE MEDICAL	217,635.00
1080	DRUG FORFEITURE FUND	62,766.50
1621	LA CNTY MEASURE R	58,000.00
3050	PARK DEDICATION	6.08
5020	CENTRAL STORES	7,257.13
5030	FLEET MAINTENANCE	2,074.00
6020	GEOGRAPHIC INFORMATION SYSTEM	73.01
7500	WATER UTILITY FUND	32,880.24
8020	LOCAL REHAB LOAN	103.50
8030	TRUST DEPOSIT	100.00
		<hr/>
		577,141.31

Council Approval

Date

City Manager

Attest

City Clerk

Director of Administrative Services

CITY OF LAKEWOOD

SUMMARY CHECK REGISTER

CHECK #	CHECK DATE	VEND #	VENDOR NAME	GROSS	DISC.	CHECK AMOUNT
60971	12/11/2014	4564	ARAMARK UNIFORM & CAREER APPAREL GROUP.	2,568.68	0.00	2,568.68
60972	12/11/2014	57717	ABC UNIFIED SCHOOL DISTRICT	250.00	0.00	250.00
60973	12/11/2014	66012	BARTKUS. KRISTIN	111.15	0.00	111.15
60974	12/11/2014	63567	BAUMAN. ALEX	449.24	0.00	449.24
60975	12/11/2014	64282	BELTRAN. PAOLO	212.55	0.00	212.55
60976	12/11/2014	60304	BSN SPORTS	1,018.05	0.00	1,018.05
60977	12/11/2014	307	CALIF. STATE DISBURSEMENT UNIT	442.60	0.00	442.60
60978	12/11/2014	53983	CALIFORNIA ST OF -FRANCHISE TAX BOARD	450.00	0.00	450.00
60979	12/11/2014	4270	CARROLL MEGAN J	962.50	0.00	962.50
60980	12/11/2014	43135	CERRITOS. CITY OF - WATER DIVISION	22,683.70	0.00	22,683.70
60981	12/11/2014	1035	CHASE BANK	2,621.48	0.00	2,621.48
60982	12/11/2014	45894	CINTAS CORPORATION	53.39	0.00	53.39
60983	12/11/2014	4380	CAPITAL ONE NATIONAL ASSOCIATION	348.69	0.00	348.69
60984	12/11/2014	4348	D&J INTERNATIONAL INC	2,670.50	0.00	2,670.50
60985	12/11/2014	53706	F & A FEDERAL CREDIT UNION	7,838.50	0.00	7,838.50
60986	12/11/2014	4676	FENCE FACTORY	4,586.56	0.00	4,586.56
60987	12/11/2014	3946	FERGUSON ENTERPRISES INC	6,238.90	0.00	6,238.90
60988	12/11/2014	59859	FLEET PRIDE	484.70	0.00	484.70
60989	12/11/2014	4289	FRAZIER. ROBERT C	97.50	0.00	97.50
60990	12/11/2014	42664	GIACHELLO. LENNY	338.00	0.00	338.00
60991	12/11/2014	64215	GOLD COAST AWARDS INC	111.73	0.00	111.73
60992	12/11/2014	4698	GONZALES. GILBERTO	103.50	0.00	103.50
60993	12/11/2014	33150	GRAINGER W W INC	137.08	0.00	137.08
60994	12/11/2014	62491	HANDS ON MAILING &	325.00	0.00	325.00
60995	12/11/2014	35477	HARA M LAWNMOWER CENTER	117.18	0.00	117.18
60996	12/11/2014	48364	HERITAGE FAMILY PANTRY	200.00	0.00	200.00
60997	12/11/2014	42031	HOME DEPOT	822.18	0.00	822.18
60998	12/11/2014	4149	INFOSEND INC	6,258.23	0.00	6,258.23
60999	12/11/2014	60043	SCHOEPF DANIEL A	755.92	0.00	755.92
61000	12/11/2014	4622	JHM SUPPLY INC	185.85	0.00	185.85
61001	12/11/2014	59873	JJS PALOMO'S STEEL INC	98.10	0.00	98.10
61002	12/11/2014	36167	KARTER. JANET	665.60	0.00	665.60
61003	12/11/2014	4696	NORTH AMERICAN YOUTH ACTIVITIES LLC	546.65	0.00	546.65
61004	12/11/2014	53311	LAKEWOOD MEALS ON WHEELS	875.00	0.00	875.00
61005	12/11/2014	18550	LAKEWOOD. CITY OF	100.00	0.00	100.00
61006	12/11/2014	1645	LANCERS BOYS AQUATICS BOOSTER CLUB	250.00	0.00	250.00
61007	12/11/2014	43017	LARSEN. DEBRA	92.96	0.00	92.96
61008	12/11/2014	4695	LASSETTER. LEE	300.00	0.00	300.00
61009	12/11/2014	4297	LEVERAGE INFORMATION SYSTEMS INC	62,766.50	0.00	62,766.50
61010	12/11/2014	44733	LIEBERT CASSIDY WHITMORE	1,114.50	0.00	1,114.50
61011	12/11/2014	3564	LONG BEACH. CITY OF. WATER DEPARTMENT	421.61	0.00	421.61
61012	12/11/2014	36844	LOS ANGELES COUNTY DEPT OF PUBLIC WORKS	58,000.00	0.00	58,000.00
61013	12/11/2014	41545	PACIFIC PREMIER RETAIL TRUST	3,207.00	0.00	3,207.00
61014	12/11/2014	49927	MAYFAIR HIGH SCHOOL MUSIC DEPT	250.00	0.00	250.00

CITY OF LAKEWOOD

SUMMARY CHECK REGISTER

CHECK #	CHECK DATE	VEND #	VENDOR NAME	GROSS	DISC.	CHECK AMOUNT
61015	12/11/2014	23130	MC MASTER-CARR SUPPLY CO	7.85	0.16	7.69
61016	12/11/2014	3687	MOM'S CLUB OF LAKEWOOD	250.00	0.00	250.00
61017	12/11/2014	55607	MYRON CORP	343.24	0.00	343.24
61018	12/11/2014	4443	O'REILLY AUTOMOTIVE STORES INC	308.74	16.90	291.84
61019	12/11/2014	47554	OFFICE DEPOT BUSINESS SVCS	547.69	0.00	547.69
61020	12/11/2014	450	PACIFIC EH & S SERVICES INC	1,728.00	0.00	1,728.00
61021	12/11/2014	56812	PATSCO DESIGNS	1,322.35	0.00	1,322.35
61022	12/11/2014	51171	PERS LONG TERM CARE PROGRAM	268.65	0.00	268.65
61023	12/11/2014	2174	PETTY CASH/LOVENEL REVELDEZ OR	1,482.33	0.00	1,482.33
61024	12/11/2014	62371	EMPLOYERWARE LLC	600.01	0.00	600.01
61025	12/11/2014	15600	LONG BEACH PUBLISHING CO	700.00	0.00	700.00
61026	12/11/2014	4647	PUN & MCGEADY LLP	5,000.00	0.00	5,000.00
61027	12/11/2014	63364	REEVES NORM HONDA	1,093.13	0.00	1,093.13
61028	12/11/2014	65297	S.T.E.A.M.	41,463.45	0.00	41,463.45
61029	12/11/2014	56957	SALCO GROWERS INC	269.78	0.00	269.78
61030	12/11/2014	3153	SECTRAN SECURITY INC	116.60	0.00	116.60
61031	12/11/2014	311	SIGNAL HILL. CITY OF	5,915.56	0.00	5,915.56
61032	12/11/2014	28600	SIMS WELDING SUPPLY CO INC	59.81	0.00	59.81
61033	12/11/2014	66146	SOURCE NORTH AMERICA CORP.	33.76	0.00	33.76
61034	12/11/2014	29400	SOUTHERN CALIFORNIA EDISON CO	1,321.66	0.00	1,321.66
61035	12/11/2014	29450	SOUTHERN CALIFORNIA EDISON	32,794.00	0.00	32,794.00
61036	12/11/2014	29450	SOUTHERN CALIFORNIA EDISON	5,090.00	0.00	5,090.00
61037	12/11/2014	44104	STATE WATER RESOURCES CONTROL BOARD	90.00	0.00	90.00
61038	12/11/2014	66215	SUPERIOR COURT OF CALIFORNIA	8,708.00	0.00	8,708.00
61039	12/11/2014	66215	SUPERIOR COURT OF CALIFORNIA	8,718.00	0.00	8,718.00
61040	12/11/2014	4620	SUSTAINABLE SOLUTIONS GROUP	99.83	0.00	99.83
61041	12/11/2014	38679	WESTERN EXTERMINATOR COMPANY	169.43	0.00	169.43
61042	12/11/2014	64024	U S POSTAL SERVICE	4,204.30	0.00	4,204.30
61043	12/11/2014	4356	U.S. BANK PARS ACCT #6746022500	207,360.00	0.00	207,360.00
61044	12/11/2014	4356	U.S. BANK PARS ACCT #6746022500	10,275.00	0.00	10,275.00
61045	12/11/2014	4216	U.S. DEPARTMENT OF HUD	125.00	0.00	125.00
61046	12/11/2014	60430	VERIZON CALIFORNIA INC	1,820.26	0.00	1,820.26
61047	12/11/2014	61802	VMI. INC.	32,409.52	0.00	32,409.52
61048	12/11/2014	17640	WAXIE ENTERPRISES INC	342.59	0.00	342.59
61049	12/11/2014	50172	PRIMUS INC	252.95	0.00	252.95
61050	12/11/2014	4167	WHITE NELSON DIEHL EVANS LLP	195.00	0.00	195.00
61051	12/11/2014	4579	WILBUR-ELLIS CO	1,896.60	0.00	1,896.60
61052	12/11/2014	35146	WILLDAN ASSOCIATES	943.00	0.00	943.00
61053	12/11/2014	3699	ALLEN. DEBRA	35.00	0.00	35.00
61054	12/11/2014	3699	AZPEITIA. ANA	250.00	0.00	250.00
61055	12/11/2014	3699	BATOVSKY. DON	250.00	0.00	250.00
61056	12/11/2014	3699	BLAKELY. JUANITA	250.00	0.00	250.00
61057	12/11/2014	3699	COLEMAN. FATIMA	250.00	0.00	250.00
61058	12/11/2014	3699	CORDERO. LILLIE	40.00	0.00	40.00

CITY OF LAKEWOOD

SUMMARY CHECK REGISTER

CHECK #	CHECK DATE	VEND #	VENDOR NAME	GROSS	DISC.	CHECK AMOUNT
61059	12/11/2014	3699	DEL CAMPO, CRISTINA	250.00	0.00	250.00
61060	12/11/2014	3699	DEL CAMPO, ESTHER	240.00	0.00	240.00
61061	12/11/2014	3699	DESIRE, TILISHA	250.00	0.00	250.00
61062	12/11/2014	3699	DULAY, CHEYROL	250.00	0.00	250.00
61063	12/11/2014	3699	EASTON ELITE	200.00	0.00	200.00
61064	12/11/2014	3699	ELIZONDO, JULIA	250.00	0.00	250.00
61065	12/11/2014	3699	ESCANO, HENRIETTA	250.00	0.00	250.00
61066	12/11/2014	3699	ESPINAR, MARY ANN	250.00	0.00	250.00
61067	12/11/2014	3699	FENG, CHARLES	58.00	0.00	58.00
61068	12/11/2014	3699	GANADEN, ANNAROSE	250.00	0.00	250.00
61069	12/11/2014	3699	GONZALEZ, RAMON	250.00	0.00	250.00
61070	12/11/2014	3699	GUAN, DELIA	250.00	0.00	250.00
61071	12/11/2014	3699	GUSKE, JULIE	98.00	0.00	98.00
61072	12/11/2014	3699	HERMANO, AMELITO	250.00	0.00	250.00
61073	12/11/2014	3699	LAMAR, BRIANNA	250.00	0.00	250.00
61074	12/11/2014	3699	LONGVILLE, JENNIFER	40.00	0.00	40.00
61075	12/11/2014	3699	LUMSDEN, IAN	250.00	0.00	250.00
61076	12/11/2014	3699	MEDRANO, SONIA	250.00	0.00	250.00
61077	12/11/2014	3699	MILLAN, JENNIFER	170.00	0.00	170.00
61078	12/11/2014	3699	OEURN, MARCHELE	250.00	0.00	250.00
61079	12/11/2014	3699	PEREZ, FLORENCE	35.00	0.00	35.00
61080	12/11/2014	3699	RAMIREZ, BRIAN	250.00	0.00	250.00
61081	12/11/2014	3699	RECOVERY INC	250.00	0.00	250.00
61082	12/11/2014	3699	RICASATA, ANNABELLA	250.00	0.00	250.00
61083	12/11/2014	3699	ROTH, CHERYL	40.00	0.00	40.00
61084	12/11/2014	3699	VANBERKUM, STACY	250.00	0.00	250.00
61085	12/11/2014	3699	WATKINS, SHERLENE	20.00	0.00	20.00
61086	12/11/2014	3699	WILLIAMS, VERONICA	225.00	0.00	225.00
Totals:				<u>577,158.37</u>	<u>17.06</u>	<u>577,141.31</u>

**CITY OF LAKEWOOD
FUND SUMMARY 12/18/2014**

In accordance with section 2521 of the Lakewood Municipal Code there is presented herewith a summary of obligations to be paid by voucher 61087 through 61246. Each of the following demands has been audited by the Director of Administrative Services and approved by the City Manager.

1010	GENERAL FUND	228,077.91
1020	CABLE TV	1,506.49
1030	CDBG CURRENT YEAR	1,952.25
1050	COMMUNITY FACILITY	10,625.23
1720	RIVER PARKWAY GRANT	5,182.42
3050	PARK DEDICATION	1,375.75
3070	PROPOSITION "C"	451.72
5010	GRAPHICS AND COPY CENTER	3,716.25
5020	CENTRAL STORES	3,733.21
5030	FLEET MAINTENANCE	3,949.17
7500	WATER UTILITY FUND	212,307.07
8030	TRUST DEPOSIT	13,154.66
		<hr/>
		486,032.13

Council Approval

Date

City Manager

Attest

City Clerk

Director of Administrative Services

CITY OF LAKEWOOD

SUMMARY CHECK REGISTER

CHECK #	CHECK DATE	VEND #	VENDOR NAME	GROSS	DISC.	CHECK AMOUNT
61087	12/12/2014	4668	SALES. KEVIN	1,900.00	0.00	1,900.00
61088	12/18/2014	4113	SHAKER NERMINE	1,750.00	0.00	1,750.00
61089	12/18/2014	1000	ADVANCED ELECTRONICS INC	135.04	0.00	135.04
61090	12/18/2014	2701	AIRE RITE A/C & REFRIGERATION INC	277.00	0.00	277.00
61091	12/18/2014	48210	AIRFLITE INC	4,771.02	0.00	4,771.02
61092	12/18/2014	4208	AIRGAS INC	22.61	0.00	22.61
61093	12/18/2014	3876	ALCANTAR. GILBERT	275.00	0.00	275.00
61094	12/18/2014	50112	ALIN PARTY SUPPLY CO.	41.07	0.00	41.07
61095	12/18/2014	49656	ALUMINUM SEATING INC	587.92	0.00	587.92
61096	12/18/2014	4684	AMAZON.COM LLC	72.82	0.00	72.82
61097	12/18/2014	2550	AMERICAN PLANNING ASSOC	915.00	0.00	915.00
61098	12/18/2014	65668	ANICETO. SANDRA	728.00	0.00	728.00
61099	12/18/2014	4693	APEX DRUM COMPANY. INC.	468.70	0.00	468.70
61100	12/18/2014	57770	B & H FOTO & ELECTRONICS CORP	62.76	0.00	62.76
61101	12/18/2014	4604	BARNETT. KEVIN	331.50	0.00	331.50
61102	12/18/2014	66012	BARTKUS. KRISTIN	812.44	0.00	812.44
61103	12/18/2014	66364	BELL EVENT SERVICES	1,200.00	0.00	1,200.00
61104	12/18/2014	43808	BELLFLOWER AUTO TRIM	216.37	0.00	216.37
61105	12/18/2014	64282	BELTRAN. PAOLO	75.96	0.00	75.96
61106	12/18/2014	60304	BSN SPORTS	312.29	0.00	312.29
61107	12/18/2014	1025	C A C E O	180.00	0.00	180.00
61108	12/18/2014	7500	CENTRAL BASIN MUNICIPAL WATER	2,070.00	0.00	2,070.00
61109	12/18/2014	42754	CERRITOS FORD INC	37.04	0.00	37.04
61110	12/18/2014	51331	CERRITOS POOL SUPPLY	80.44	0.00	80.44
61111	12/18/2014	59274	CERTIFIED PLANT GROWERS INC	61.48	0.00	61.48
61112	12/18/2014	1035	CHASE BANK	1,054.65	0.00	1,054.65
61113	12/18/2014	45894	CINTAS CORPORATION	64.09	0.00	64.09
61114	12/18/2014	53451	COMMUNITY FAMILY GUIDANCE CTR	750.00	0.00	750.00
61115	12/18/2014	4380	CAPITAL ONE NATIONAL ASSOCIATION	461.31	0.00	461.31
61116	12/18/2014	4442	DANIEL'S TIRE SERVICE INC	394.26	0.00	394.26
61117	12/18/2014	57602	DATA OUIK INFORMATION SYSTEMS INC	154.50	0.00	154.50
61118	12/18/2014	2548	DAY. KATHY	331.50	0.00	331.50
61119	12/18/2014	4057	DE LOS REYES. LEON	199.28	0.00	199.28
61120	12/18/2014	4498	DELTA DENTAL INSURANCE COMPANY	1,420.60	0.00	1,420.60
61121	12/18/2014	56889	DELTA DENTAL OF CALIFORNIA	8,064.52	0.00	8,064.52
61122	12/18/2014	52316	FEDERAL EXPRESS CORP	66.58	0.00	66.58
61123	12/18/2014	3946	FERGUSON ENTERPRISES INC	2,453.05	0.00	2,453.05
61124	12/18/2014	63519	FLUE STEAM INC	78.77	0.00	78.77
61125	12/18/2014	4692	GOLDEN SANDS CHORUS. SWEET ADELINES INT'L.	250.00	0.00	250.00
61126	12/18/2014	65779	GOLDEN STATE WATER COMPANY	3,755.55	0.00	3,755.55
61127	12/18/2014	62491	HANDS ON MAILING &	211.23	0.00	211.23
61128	12/18/2014	62491	HANDS ON MAILING &	917.28	0.00	917.28
61129	12/18/2014	65593	HASS. BARBARA	520.00	0.00	520.00
61130	12/18/2014	59486	HERMAN. LINDA	225.00	0.00	225.00

CITY OF LAKEWOOD

SUMMARY CHECK REGISTER

CHECK #	CHECK DATE	VEND #	VENDOR NAME	GROSS	DISC.	CHECK AMOUNT
61131	12/18/2014	42031	HOME DEPOT	2,340.84	0.00	2,340.84
61132	12/18/2014	65891	HUMAN SERVICES ASSOCIATION	375.00	0.00	375.00
61133	12/18/2014	4622	JHM SUPPLY INC	269.09	0.00	269.09
61134	12/18/2014	35690	KAPLAN, MATHEW R.	80.00	0.00	80.00
61135	12/18/2014	3696	LAKEWOOD GARDEN CLUB	250.00	0.00	250.00
61136	12/18/2014	53849	LAKEWOOD ROTARY CLUB	194.00	0.00	194.00
61137	12/18/2014	18550	LAKEWOOD, CITY OF	243.27	0.00	243.27
61138	12/18/2014	18400	LAKEWOOD, CITY WATER DEPT	8,138.90	0.00	8,138.90
61139	12/18/2014	2409	LIFTECH ELEVATOR SERVICES INC	475.00	0.00	475.00
61140	12/18/2014	59705	LOPEZ, JORGE	260.00	0.00	260.00
61141	12/18/2014	21300	LOS ANGELES CO FIRE DEPT	4,131.00	0.00	4,131.00
61142	12/18/2014	36844	LOS ANGELES COUNTY DEPT OF PUBLIC WORKS	5,411.39	0.00	5,411.39
61143	12/18/2014	58414	MANAGED HEALTH NETWORK	419.90	0.00	419.90
61144	12/18/2014	23130	MC MASTER-CARR SUPPLY CO	148.37	0.00	148.37
61145	12/18/2014	46696	MEYER & ASSOCIATES	412.50	0.00	412.50
61146	12/18/2014	4690	COOK-KNOWLES, VIRGINIA	250.00	0.00	250.00
61147	12/18/2014	52588	MILLER DON & SONS	188.17	3.45	184.72
61148	12/18/2014	45154	MOORE IACOFANO GOLTSMAN INC.	5,182.42	0.00	5,182.42
61149	12/18/2014	4190	NATIONAL UNION FIRE INSURANCE CO	723.51	0.00	723.51
61150	12/18/2014	4443	O'REILLY AUTOMOTIVE STORES INC	331.56	6.09	325.47
61151	12/18/2014	47554	OFFICE DEPOT BUSINESS SVCS	403.77	0.00	403.77
61152	12/18/2014	50512	PATHWAYS VOLUNTEER HOSPICE	750.00	0.00	750.00
61153	12/18/2014	15600	LONG BEACH PUBLISHING CO	475.00	0.00	475.00
61154	12/18/2014	4027	PUREFLOW FILTRATION DIV OF CALIFORNIA	583.75	0.00	583.75
61155	12/18/2014	39640	RAYVERN LIGHTING SUPPLY CO INC	30.41	0.00	30.41
61156	12/18/2014	4459	READWRITE EDUCATIONAL SOLUTIONS INC	410.80	0.00	410.80
61157	12/18/2014	2579	ROMBERG EXCAVATION & OPERATIONS INC	7,440.00	0.00	7,440.00
61158	12/18/2014	45437	S & J SUPPLY CO	3,192.27	0.00	3,192.27
61159	12/18/2014	52279	SMART & FINAL INC	242.03	0.00	242.03
61160	12/18/2014	29100	SNAP-ON INDUSTRIAL- DIV OF IDSC HOLDINGS LL	49.86	0.00	49.86
61161	12/18/2014	26900	SO CALIF SECURITY CENTERS INC	146.89	0.00	146.89
61162	12/18/2014	29400	SOUTHERN CALIFORNIA EDISON CO	95,850.51	0.00	95,850.51
61163	12/18/2014	29500	SOUTHERN CALIFORNIA GAS CO	3,007.58	0.00	3,007.58
61164	12/18/2014	4026	SPASEFF TED C	412.50	0.00	412.50
61165	12/18/2014	50299	SPENCER, GORDON	150.00	0.00	150.00
61166	12/18/2014	49529	SPICERS PAPER INC	715.94	6.57	709.37
61167	12/18/2014	59693	SPRINT SPECTRUM LP	2,325.02	0.00	2,325.02
61168	12/18/2014	37930	STANDARD INSURANCE CO UNIT 22	1,815.20	0.00	1,815.20
61169	12/18/2014	37930	STANDARD INSURANCE CO UNIT 22	9,332.03	0.00	9,332.03
61170	12/18/2014	4581	STEIN, ANDREW T	281.40	0.00	281.40
61171	12/18/2014	55947	STOVER SEED COMPANY	490.50	0.00	490.50
61172	12/18/2014	1676	U S TELEPACIFIC CORP	332.17	0.00	332.17
61173	12/18/2014	59212	TETRA TECH INC	13,326.65	0.00	13,326.65
61174	12/18/2014	2372	TGIS CATERING SVCS INC	3,647.26	0.00	3,647.26

CITY OF LAKEWOOD

SUMMARY CHECK REGISTER

CHECK #	CHECK DATE	VEND #	VENDOR NAME	GROSS	DISC.	CHECK AMOUNT
61175	12/18/2014	528	TIME WARNER CABLE	4,296.70	0.00	4,296.70
61176	12/18/2014	65737	U S BANK NATIONAL ASSOCIATION	3,006.88	0.00	3,006.88
61177	12/18/2014	1437	U S BANK NATIONAL ASSOCIATION	26,635.51	0.00	26,635.51
61178	12/18/2014	49792	VILLAGE NURSERIES	666.06	0.00	666.06
61179	12/18/2014	57135	VISION SERVICE PLAN	4,556.98	0.00	4,556.98
61180	12/18/2014	33200	WALTERS WHOLESALE ELECTRIC CO	1,406.08	0.00	1,406.08
61181	12/18/2014	7400	WATER REPLENISHMENT DISTRICT OF	173,283.44	0.00	173,283.44
61182	12/18/2014	61019	CHRISTMAN WILLIAM B	175.00	0.00	175.00
61183	12/18/2014	17640	WAXIE ENTERPRISES INC	2,526.81	0.00	2,526.81
61184	12/18/2014	1939	WAYNE HARMEIER INC	381.50	0.00	381.50
61185	12/18/2014	41559	WEIGHT WATCHERS	125.86	0.00	125.86
61186	12/18/2014	62628	WELLS C. PIPELINE MATERIALS	97.20	0.00	97.20
61187	12/18/2014	40925	WEST COAST ARBORISTS INC	13,920.55	0.00	13,920.55
61188	12/18/2014	37745	WESTERN EXTERMINATOR CO	267.50	0.00	267.50
61189	12/18/2014	35146	WILLDAN ASSOCIATES	5,872.00	0.00	5,872.00
61190	12/18/2014	3699	ACOSTA. ALYSSA	75.00	0.00	75.00
61191	12/18/2014	3699	ALMAZAN. ARMANDO	250.00	0.00	250.00
61192	12/18/2014	3699	BURTECH PIPELINE	989.60	0.00	989.60
61193	12/18/2014	3699	CALIMOUIM. JOSHUA	250.00	0.00	250.00
61194	12/18/2014	3699	CARSTENS. AMANDA	20.00	0.00	20.00
61195	12/18/2014	3699	CHOICES "R" US	250.00	0.00	250.00
61196	12/18/2014	3699	COMMITTEE TO ELECT JEFF WOOD	2,800.00	0.00	2,800.00
61197	12/18/2014	3699	COMMITTEE TO ELECT LAKEWOOD	2,800.00	0.00	2,800.00
61198	12/18/2014	3699	COSMIANO. EUGENE	250.00	0.00	250.00
61199	12/18/2014	3699	CROOK. VIVIAN	250.00	0.00	250.00
61200	12/18/2014	3699	DOMINGO. DONNA	250.00	0.00	250.00
61201	12/18/2014	3699	DUMAS. ISSAC	20.00	0.00	20.00
61202	12/18/2014	3699	ENFIAJIAN. DONNA	250.00	0.00	250.00
61203	12/18/2014	3699	ESCALONA. CHRISTINE	250.00	0.00	250.00
61204	12/18/2014	3699	FISCHER. JANA	250.00	0.00	250.00
61205	12/18/2014	3699	FITZSIMMONS. MELISSA	250.00	0.00	250.00
61206	12/18/2014	3699	GILKEY. LINDA	20.00	0.00	20.00
61207	12/18/2014	3699	GIRL SCOUT TROOP 3433-113	250.00	0.00	250.00
61208	12/18/2014	3699	GODOY. ANTHONY	250.00	0.00	250.00
61209	12/18/2014	3699	GRAY. MONIOUE	250.00	0.00	250.00
61210	12/18/2014	3699	HARBOR. JONATHAN	250.00	0.00	250.00
61211	12/18/2014	3699	HELLER. GERALD	250.00	0.00	250.00
61212	12/18/2014	3699	JONES. ANITA	250.00	0.00	250.00
61213	12/18/2014	3699	JONES. WILLIAM	75.00	0.00	75.00
61214	12/18/2014	3699	KEMP. DONNA	250.00	0.00	250.00
61215	12/18/2014	3699	KENNON. GERRY	250.00	0.00	250.00
61216	12/18/2014	3699	MCKENNON. MELISSA	70.00	0.00	70.00
61217	12/18/2014	3699	MENDEZ. MARIA	31.00	0.00	31.00
61218	12/18/2014	3699	MORRIS. OLLIE	250.00	0.00	250.00

CITY OF LAKEWOOD

SUMMARY CHECK REGISTER

CHECK #	CHECK DATE	VEND #	VENDOR NAME	GROSS	DISC.	CHECK AMOUNT
61219	12/18/2014	3699	NORDSTROM. CELESTE	250.00	0.00	250.00
61220	12/18/2014	3699	PASTRANA. FREYDER	250.00	0.00	250.00
61221	12/18/2014	3699	PASTUSAK. ELLEN	330.00	0.00	330.00
61222	12/18/2014	3699	PEREZ. DANIEL	250.00	0.00	250.00
61223	12/18/2014	3699	PEZO. CHRISTINA	250.00	0.00	250.00
61224	12/18/2014	3699	POBLETE. LEILANI	20.00	0.00	20.00
61225	12/18/2014	3699	OUESADA. ELIZABETH	39.00	0.00	39.00
61226	12/18/2014	3699	RIVERA. MARITZA	40.00	0.00	40.00
61227	12/18/2014	3699	ROBINSON & ROBINSON	119.59	0.00	119.59
61228	12/18/2014	3699	ROSADO. RUBY	20.00	0.00	20.00
61229	12/18/2014	3699	SCHOEDL. LISA	250.00	0.00	250.00
61230	12/18/2014	3699	SEARCY. PATTI	250.00	0.00	250.00
61231	12/18/2014	3699	SHACKLETT. ESTHER	41.00	0.00	41.00
61232	12/18/2014	3699	SHAH. AJAY	25.50	0.00	25.50
61233	12/18/2014	3699	SIVAKULAM. SIVAKKOLUNTHAR	250.00	0.00	250.00
61234	12/18/2014	3699	SNYDER. C A	52.50	0.00	52.50
61235	12/18/2014	3699	SORIANO. STEPHANIE	250.00	0.00	250.00
61236	12/18/2014	3699	TRESVANT. DONIELLE	20.00	0.00	20.00
61237	12/18/2014	3699	VIANNA. CRYSTAL	21.00	0.00	21.00
61238	12/18/2014	3699	VILLARINO. SURYA	250.00	0.00	250.00
61239	12/18/2014	3699	VINTIMILLA. XIMENA	40.00	0.00	40.00
61240	12/18/2014	3699	WILLIAMS. ANGELA	250.00	0.00	250.00
61241	12/18/2014	3699	ZUELCH. SHEILA	250.00	0.00	250.00
61242	12/18/2014	47854	TRUESDAIL LABORATORIES INC	718.00	0.00	718.00
61243	12/18/2014	60195	CR TRANSFER INC	5,517.71	0.00	5,517.71
61244	12/18/2014	61282	TRUGREEN LANDCARE GENERAL PARTNERSHIP	7,184.28	0.00	7,184.28
61245	12/18/2014	65712	IDMODELING INC	1,625.00	0.00	1,625.00
61246	12/18/2014	66457	BRENNTAG PACIFIC INC	4,622.90	0.00	4,622.90
Totals:				<u>486,048.24</u>	<u>16.11</u>	<u>486,032.13</u>

**CITY OF LAKEWOOD
FUND SUMMARY 12/23/2014**

In accordance with section 2521 of the Lakewood Municipal Code there is presented herewith a summary of obligations to be paid by voucher 61247 through 61349. Each of the following demands has been audited by the Director of Administrative Services and approved by the City Manager.

1010	GENERAL FUND	864,232.52
1020	CABLE TV	1,590.00
1050	COMMUNITY FACILITY	2,662.61
1336	STATE COPS GRANT	14,651.44
1371	JAG GRANT	19,475.08
1710	PROPOSITION "A" RECREATION	1,841.66
1720	RIVER PARKWAY GRANT	1,200.53
3070	PROPOSITION "C"	290.05
5020	CENTRAL STORES	1,325.48
5030	FLEET MAINTENANCE	7,160.29
7500	WATER UTILITY FUND	45,612.44
8010	CDBG PROGRAM INCOME	220.00
8030	TRUST DEPOSIT	200.00
		<hr/>
		960,462.10

Council Approval

Date

City Manager

Attest

City Clerk

Director of Administrative Services

CITY OF LAKEWOOD

SUMMARY CHECK REGISTER

CHECK #	CHECK DATE	VEND #	VENDOR NAME	GROSS	DISC.	CHECK AMOUNT
61247	12/23/2014	4260	SBC GLOBAL SERVICES INC	202.23	0.00	202.23
61248	12/23/2014	4113	SHAKER NERMINE	1,750.00	0.00	1,750.00
61249	12/23/2014	65668	ANICETO, SANDRA	988.00	0.00	988.00
61250	12/23/2014	41215	AREND, DALE	592.80	0.00	592.80
61251	12/23/2014	35016	ASSOCIATED SOILS ENGINEERING INC	7,790.00	0.00	7,790.00
61252	12/23/2014	66012	BARTKUS, KRISTIN	1,473.55	0.00	1,473.55
61253	12/23/2014	1935	BREA, CITY OF	32,544.10	0.00	32,544.10
61254	12/23/2014	307	CALIF. STATE DISBURSEMENT UNIT	442.60	0.00	442.60
61255	12/23/2014	53983	CALIFORNIA ST OF -FRANCHISE TAX BOARD	486.38	0.00	486.38
61256	12/23/2014	51331	CERRITOS POOL SUPPLY	35.75	0.00	35.75
61257	12/23/2014	59274	CERTIFIED PLANT GROWERS INC	279.04	0.00	279.04
61258	12/23/2014	45894	CINTAS CORPORATION	53.39	0.00	53.39
61259	12/23/2014	162	CITY & COUNTY ENGINEER'S ASSOC	50.00	0.00	50.00
61260	12/23/2014	4641	DAO, THAO	187.20	0.00	187.20
61261	12/23/2014	4660	ZW USA INC.	126.36	0.00	126.36
61262	12/23/2014	58618	DURHAM SCHOOL SERVICES	8,480.16	0.00	8,480.16
61263	12/23/2014	66397	EAGLE GRAPHICS INC	77.78	0.00	77.78
61264	12/23/2014	59912	EAST SIDE MARIO'S	319.54	0.00	319.54
61265	12/23/2014	58284	EMAMI, CYNTHIA	253.50	0.00	253.50
61266	12/23/2014	53706	F & A FEDERAL CREDIT UNION	7,838.50	0.00	7,838.50
61267	12/23/2014	52316	FEDERAL EXPRESS CORP	21.25	0.00	21.25
61268	12/23/2014	4544	GADDIS, ALBERT	565.25	0.00	565.25
61269	12/23/2014	2551	GOV'T FINANCE OFFICERS ASSOC OF US & CANAD	505.00	0.00	505.00
61270	12/23/2014	33150	GRAINGER W W INC	288.55	0.00	288.55
61271	12/23/2014	61769	GRAUTEN, EVELYN R	1,046.50	0.00	1,046.50
61272	12/23/2014	3285	GREENO, KAREN	327.60	0.00	327.60
61273	12/23/2014	65575	HAP'S AUTO PARTS	202.26	0.00	202.26
61274	12/23/2014	42031	HOME DEPOT	102.65	0.00	102.65
61275	12/23/2014	49843	INOUE, MICHAEL JOHN	858.00	0.00	858.00
61276	12/23/2014	4622	JHM SUPPLY INC	1,279.20	0.00	1,279.20
61277	12/23/2014	2956	KICK IT UP KIDZ, LLC	173.55	0.00	173.55
61278	12/23/2014	4696	NORTH AMERICAN YOUTH ACTIVITIES LLC	502.45	0.00	502.45
61279	12/23/2014	44339	KIDSGUIDE INC	395.00	0.00	395.00
61280	12/23/2014	55469	LAKEWOOD CITY EMPLOYEE ASSOCIATION	2,100.00	0.00	2,100.00
61281	12/23/2014	18550	LAKEWOOD, CITY OF	100.00	0.00	100.00
61282	12/23/2014	21300	LOS ANGELES CO FIRE DEPT	2,904.00	0.00	2,904.00
61283	12/23/2014	21600	LOS ANGELES CO SHERIFFS DEPT	771,185.58	0.00	771,185.58
61284	12/23/2014	36844	LOS ANGELES COUNTY DEPT OF PUBLIC WORKS	12,309.03	0.00	12,309.03
61285	12/23/2014	59113	MACRO AUTOMATICS	1,895.50	0.00	1,895.50
61286	12/23/2014	4482	MALTY INTERNATIONAL GROUP INC	78.49	0.00	78.49
61287	12/23/2014	62080	MARKLEY, ELIZABETH	143.00	0.00	143.00
61288	12/23/2014	64241	MAYNOR, DONALD H.	1,250.00	0.00	1,250.00
61289	12/23/2014	4625	MERCHANT'S BUILDING MAINTENANCE LLC	12,869.00	0.00	12,869.00
61290	12/23/2014	64333	MOSES-CALDERA, ISABEL	163.80	0.00	163.80

CITY OF LAKEWOOD

SUMMARY CHECK REGISTER

CHECK #	CHECK DATE	VEND #	VENDOR NAME	GROSS	DISC.	CHECK AMOUNT
61291	12/23/2014	615	MUNI SERVICES LLC	2,695.63	0.00	2,695.63
61292	12/23/2014	61672	MUSCULAR DYSTROPHY ASSOC INC	20.00	0.00	20.00
61293	12/23/2014	403	NATIONAL ASSOC OF HOUSING & REDEVELMT OF	640.00	0.00	640.00
61294	12/23/2014	2546	NIFTY AFTER FIFTY	57.60	0.00	57.60
61295	12/23/2014	47554	OFFICE DEPOT BUSINESS SVCS	353.22	0.00	353.22
61296	12/23/2014	65659	PHASE II SYSTEMS INC	3,968.53	0.00	3,968.53
61297	12/23/2014	51171	PERS LONG TERM CARE PROGRAM	268.65	0.00	268.65
61298	12/23/2014	63710	PIXELPUSHERS INC	1,590.00	0.00	1,590.00
61299	12/23/2014	4333	REYES. MICHELLE	48.75	0.00	48.75
61300	12/23/2014	4607	ROYAL PAPER CORPORATION	324.55	0.00	324.55
61301	12/23/2014	63960	SOUTHERN COUNTIES OIL CO	2,257.68	0.00	2,257.68
61302	12/23/2014	39268	SHARRARD. RICHARD	94.40	0.00	94.40
61303	12/23/2014	52279	SMART & FINAL INC	107.60	0.00	107.60
61304	12/23/2014	886	HAUSER JOHN	209.95	0.00	209.95
61305	12/23/2014	26900	SO CALIF SECURITY CENTERS INC	16.35	0.00	16.35
61306	12/23/2014	36658	SOUTH COAST A.O.M.D.	451.57	0.00	451.57
61307	12/23/2014	4177	SOUTHERN CALIF ACADEMY OF MUSIC. INC	195.00	0.00	195.00
61308	12/23/2014	29400	SOUTHERN CALIFORNIA EDISON CO	36,445.57	0.00	36,445.57
61309	12/23/2014	4368	SPECIALTY TIRES LLC	1,141.90	0.00	1,141.90
61310	12/23/2014	44104	STATE WATER RESOURCES CONTROL BOARD	55.00	0.00	55.00
61311	12/23/2014	59212	TETRA TECH INC	2,895.25	0.00	2,895.25
61312	12/23/2014	4364	THE RINKS-LAKEWOOD ICE	186.55	0.00	186.55
61313	12/23/2014	3110	TORRES LOPEZ JAVIER	71.00	0.00	71.00
61314	12/23/2014	4216	U.S. DEPARTMENT OF HUD	125.00	0.00	125.00
61315	12/23/2014	53760	UNITED WAY OF GREATER LOS ANGELE	150.00	0.00	150.00
61316	12/23/2014	64854	VITAL. BRENDA	173.76	0.00	173.76
61317	12/23/2014	33200	WALTERS WHOLESALE ELECTRIC CO	1,263.21	0.00	1,263.21
61318	12/23/2014	17640	WAXIE ENTERPRISES INC	542.60	0.00	542.60
61319	12/23/2014	36166	WEGENER. KATHY	1,441.05	0.00	1,441.05
61320	12/23/2014	62628	WELLS C. PIPELINE MATERIALS	864.87	0.00	864.87
61321	12/23/2014	40925	WEST COAST ARBORISTS INC	20,287.05	0.00	20,287.05
61322	12/23/2014	63471	XANTHE CORP	75.40	0.00	75.40
61323	12/23/2014	3699	ANG. WILLIAM	250.00	0.00	250.00
61324	12/23/2014	3699	BALUNDO. NORMA	250.00	0.00	250.00
61325	12/23/2014	3699	BOY SCOUT TROOP #134	250.00	0.00	250.00
61326	12/23/2014	3699	CABALLES. RAYMUND	250.00	0.00	250.00
61327	12/23/2014	3699	CAMEY. EILEN	15.00	0.00	15.00
61328	12/23/2014	3699	CRAIG. MAXINE M	133.87	0.00	133.87
61329	12/23/2014	3699	CUB SCOUT PACK #134	250.00	0.00	250.00
61330	12/23/2014	3699	DESIRE. TILSHA	250.00	0.00	250.00
61331	12/23/2014	3699	EASTON ELITE	100.00	0.00	100.00
61332	12/23/2014	3699	ESOUIVEL. GEMMA	100.00	0.00	100.00
61333	12/23/2014	3699	GONZALEZ. MARIANA	250.00	0.00	250.00
61334	12/23/2014	3699	HESS. TRACY	250.00	0.00	250.00

CITY OF LAKEWOOD

SUMMARY CHECK REGISTER

CHECK #	CHECK DATE	VEND #	VENDOR NAME	GROSS	DISC.	CHECK AMOUNT
61335	12/23/2014	3699	ITCHON, JONATHAN	250.00	0.00	250.00
61336	12/23/2014	3699	LAKEWOOD AQUATICS	250.00	0.00	250.00
61337	12/23/2014	3699	MAINGOT, BONNIE	250.00	0.00	250.00
61338	12/23/2014	3699	MISA, MARIA	250.00	0.00	250.00
61339	12/23/2014	3699	PENERA, LORIE	250.00	0.00	250.00
61340	12/23/2014	3699	QUITUGUA, MELISSA	250.00	0.00	250.00
61341	12/23/2014	3699	RUBIO, NATASHA	36.00	0.00	36.00
61342	12/23/2014	3699	SANCHEZ, SANDRA	250.00	0.00	250.00
61343	12/23/2014	3699	SOLOMON, FIDEL	213.00	0.00	213.00
61344	12/23/2014	3699	TRUESDALE, CAROL	250.00	0.00	250.00
61345	12/23/2014	3699	UBEDA BLANDON, FRANCIS	250.00	0.00	250.00
61346	12/23/2014	3699	ZEPEDA, GUADALUPE	250.00	0.00	250.00
61347	12/23/2014	3699	ZIPAGANG, PAUL	250.00	0.00	250.00
61348	12/23/2014	47854	TRUESDALE LABORATORIES INC	595.00	0.00	595.00
61349	12/23/2014	61282	TRUGREEN LANDCARE GENERAL PARTNERSHIP	265.00	0.00	265.00
Totals:				<u>960,462.10</u>	<u>0.00</u>	<u>960,462.10</u>

**CITY OF LAKEWOOD
FUND SUMMARY 12/31/2014**

In accordance with section 2521 of the Lakewood Municipal Code there is presented herewith a summary of obligations to be paid by voucher 61350 through 61420. Each of the following demands has been audited by the Director of Administrative Services and approved by the City Manager.

1010	GENERAL FUND	479,732.87
1020	CABLE TV	897.00
1030	CDBG CURRENT YEAR	2,808.92
1050	COMMUNITY FACILITY	716.59
5010	GRAPHICS AND COPY CENTER	3,018.19
5020	CENTRAL STORES	785.30
5030	FLEET MAINTENANCE	2,957.28
7500	WATER UTILITY FUND	74,830.19
8030	TRUST DEPOSIT	9,142.89
		<hr/>
		574,889.23

Council Approval

Date

City Manager

Attest

City Clerk

Director of Administrative Services

CITY OF LAKEWOOD

SUMMARY CHECK REGISTER

CHECK #	CHECK DATE	VEND #	VENDOR NAME	GROSS	DISC.	CHECK AMOUNT
61350	12/30/2014	64790	SKOLNIK STEVEN N	16,777.87	0.00	16,777.87
61351	12/31/2014	61142	ADAMS-HILLERY SHARRON	2,658.92	0.00	2,658.92
61352	12/31/2014	4208	AIRGAS INC	259.20	0.00	259.20
61353	12/31/2014	50163	AMERICAN PUBLIC WORKS ASSN	223.75	0.00	223.75
61354	12/31/2014	48599	ANGELUS PACIFIC CO	784.83	0.00	784.83
61355	12/31/2014	51467	BADGER METER INC	54,446.71	0.00	54,446.71
61356	12/31/2014	60304	BSN SPORTS	111.78	0.00	111.78
61357	12/31/2014	277	CALIFORNIA COMMERCIAL LIGHTING SUPPLY	137.34	0.00	137.34
61358	12/31/2014	4700	CALIFORNIA DEPT. OF WATER RESOURCES	4,200.00	0.00	4,200.00
61359	12/31/2014	53983	CALIFORNIA ST OF -FRANCHISE TAX BOARD	150.00	0.00	150.00
61360	12/31/2014	42754	CERRITOS FORD INC	29.28	0.00	29.28
61361	12/31/2014	43135	CERRITOS. CITY OF - WATER DIVISION	17,711.20	0.00	17,711.20
61362	12/31/2014	45894	CINTAS CORPORATION	62.56	0.00	62.56
61363	12/31/2014	4380	CAPITAL ONE NATIONAL ASSOCIATION	293.58	0.00	293.58
61364	12/31/2014	62407	CRN AM CAR WASH INC.	114.00	0.00	114.00
61365	12/31/2014	4442	DANIEL'S TIRE SERVICE INC	424.95	0.00	424.95
61366	12/31/2014	27200	DICKSON R F CO INC	43,864.22	0.00	43,864.22
61367	12/31/2014	3199	EDCO WASTE SERVICES LLC	374,497.18	0.00	374,497.18
61368	12/31/2014	4665	EGOSCUE LAW GROUP	3,131.25	0.00	3,131.25
61369	12/31/2014	4673	FIGHTING CLASSICS AIRCRAFT RESTORATION LTI	20,400.00	0.00	20,400.00
61370	12/31/2014	61688	FULL COMPASS SYSTEMS LTD	579.25	0.00	579.25
61371	12/31/2014	33150	GRAINGER W W INC	218.96	0.00	218.96
61372	12/31/2014	35477	HARA M LAWNMOWER CENTER	42.51	0.00	42.51
61373	12/31/2014	42031	HOME DEPOT	9.70	0.00	9.70
61374	12/31/2014	66107	IPMA-HR	390.00	0.00	390.00
61375	12/31/2014	4180	JONES RICHARD D. A PROF LAW CORP	6,616.50	0.00	6,616.50
61376	12/31/2014	4699	KEY CODE MEDIA. INC.	897.00	0.00	897.00
61377	12/31/2014	2956	KICK IT UP KIDZ. LLC	31.20	0.00	31.20
61378	12/31/2014	4668	SALES. KEVIN	1,640.00	0.00	1,640.00
61379	12/31/2014	18300	LAKEWOOD CHAMBER OF COMMERCE	1,833.33	0.00	1,833.33
61380	12/31/2014	18550	LAKEWOOD. CITY OF	171.64	0.00	171.64
61381	12/31/2014	44733	LIEBERT CASSIDY WHITMORE	573.50	0.00	573.50
61382	12/31/2014	20300	LONG BEACH CITY GAS & WATER DEPT	155.21	0.00	155.21
61383	12/31/2014	3564	LONG BEACH. CITY OF. WATER DEPARTMENT	296.02	0.00	296.02
61384	12/31/2014	36844	LOS ANGELES COUNTY DEPT OF PUBLIC WORKS	2,237.48	0.00	2,237.48
61385	12/31/2014	44703	M F R GRAPHICS	461.50	0.00	461.50
61386	12/31/2014	41545	PACIFIC PREMIER RETAIL TRUST	5,158.58	0.00	5,158.58
61387	12/31/2014	3856	MAILFINANCE	473.43	0.00	473.43
61388	12/31/2014	51084	MUNICIPAL EQUIP MAINT ASSN	275.00	0.00	275.00
61389	12/31/2014	4360	NESS CINDY LOUISE	100.00	0.00	100.00
61390	12/31/2014	4443	O'REILLY AUTOMOTIVE STORES INC	290.97	11.64	279.33
61391	12/31/2014	47554	OFFICE DEPOT BUSINESS SVCS	20.70	0.00	20.70
61392	12/31/2014	926	RICOH AMERICAS CORPORATION	1,034.68	0.00	1,034.68
61393	12/31/2014	926	RICOH AMERICAS CORPORATION	1,522.01	0.00	1,522.01

CITY OF LAKEWOOD

SUMMARY CHECK REGISTER

CHECK #	CHECK DATE	VEND #	VENDOR NAME	GROSS	DISC.	CHECK AMOUNT
61394	12/31/2014	4309	SAFESHRED	25.00	0.00	25.00
61395	12/31/2014	66280	BARRY SANDLER ENTERPRISES	176.26	0.00	176.26
61396	12/31/2014	52279	SMART & FINAL INC	130.88	0.00	130.88
61397	12/31/2014	29400	SOUTHERN CALIFORNIA EDISON CO	3,171.84	0.00	3,171.84
61398	12/31/2014	4201	AUDIO MESSAGING SOLUTIONS LLC	217.35	0.00	217.35
61399	12/31/2014	55947	STOVER SEED COMPANY	157.16	0.00	157.16
61400	12/31/2014	4364	THE RINKS-LAKEWOOD ICE	133.25	0.00	133.25
61401	12/31/2014	60685	TURF STAR	721.07	0.00	721.07
61402	12/31/2014	60430	VERIZON CALIFORNIA INC	79.99	0.00	79.99
61403	12/31/2014	62628	WELLS C. PIPELINE MATERIALS	425.10	0.00	425.10
61404	12/31/2014	3699	AVILA. BLANCA	250.00	0.00	250.00
61405	12/31/2014	3699	BAEZ. LOURDES	250.00	0.00	250.00
61406	12/31/2014	3699	BOSEMAN. LAURIE	250.00	0.00	250.00
61407	12/31/2014	3699	BSA VENTURING CREW #134	250.00	0.00	250.00
61408	12/31/2014	3699	DOLLEY. BARBARA	215.00	0.00	215.00
61409	12/31/2014	3699	EDWARDS. SHARON	250.00	0.00	250.00
61410	12/31/2014	3699	HERNANDEZ. CRISTINA	250.00	0.00	250.00
61411	12/31/2014	3699	KENNEDY. ALEXANDRA	92.50	0.00	92.50
61412	12/31/2014	3699	KNIGHT. NELLIE	250.00	0.00	250.00
61413	12/31/2014	3699	LEE. SANDRA	250.00	0.00	250.00
61414	12/31/2014	3699	MADISON. DON	250.00	0.00	250.00
61415	12/31/2014	3699	MILLAN. AGNES	250.00	0.00	250.00
61416	12/31/2014	3699	PINEDA. ROMINA	250.00	0.00	250.00
61417	12/31/2014	3699	PITTS. MELISSA	250.00	0.00	250.00
61418	12/31/2014	3699	OUIJANO. JULIO	763.68	0.00	763.68
61419	12/31/2014	3699	RUEDA. NOHORA	240.00	0.00	240.00
61420	12/31/2014	3699	STEVENS. LAURA	44.00	0.00	44.00
Totals:				<u>574,900.87</u>	<u>11.64</u>	<u>574,889.23</u>

CITY OF LAKEWOOD
FUND SUMMARY 1/8/2015

In accordance with section 2521 of the Lakewood Municipal Code there is presented herewith a summary of obligations to be paid by voucher 61421 through 61513. Each of the following demands has been audited by the Director of Administrative Services and approved by the City Manager.

1010	GENERAL FUND	205,221.31
1015	SPECIAL OLYMPICS	61.31
1020	CABLE TV	394.08
1050	COMMUNITY FACILITY	767.63
3070	PROPOSITION "C"	725.00
5010	GRAPHICS AND COPY CENTER	517.72
5020	CENTRAL STORES	1,743.05
5030	FLEET MAINTENANCE	2,779.67
7500	WATER UTILITY FUND	4,047.66
8020	LOCAL REHAB LOAN	2,140.00
		<hr/>
		218,397.43

Council Approval

Date

City Manager

Attest

City Clerk

Director of Administrative Services

CITY OF LAKEWOOD

SUMMARY CHECK REGISTER

CHECK #	CHECK DATE	VEND #	VENDOR NAME	GROSS	DISC.	CHECK AMOUNT
61421	01/08/2015	4644	AGRI-TURF DISTRIBUTING	208.36	0.00	208.36
61422	01/08/2015	1700	ALLIED REFRIGERATION INC	181.59	0.00	181.59
61423	01/08/2015	58000	AMERICAN TRUCK & TOOL RENTAL INC	301.54	0.00	301.54
61424	01/08/2015	443	B&M LAWN AND GARDEN INC	38.70	0.00	38.70
61425	01/08/2015	48469	BURWELL MICHAEL RAY	620.00	0.00	620.00
61426	01/08/2015	46288	CALIF ASSOC FOR COORDINATED TRANSPORTATI	485.00	0.00	485.00
61427	01/08/2015	1484	CALDERONE. SAMUEL	225.00	0.00	225.00
61428	01/08/2015	307	CALIF. STATE DISBURSEMENT UNIT	442.60	0.00	442.60
61429	01/08/2015	53983	CALIFORNIA ST OF -FRANCHISE TAX BOARD	450.00	0.00	450.00
61430	01/08/2015	6600	CALIFORNIA STATE DEPT OF JUSTICE	7,052.00	0.00	7,052.00
61431	01/08/2015	4270	CARROLL MEGAN J	1,531.25	0.00	1,531.25
61432	01/08/2015	45894	CINTAS CORPORATION	53.39	0.00	53.39
61433	01/08/2015	4380	CAPITAL ONE NATIONAL ASSOCIATION	350.11	0.00	350.11
61434	01/08/2015	4442	DANIEL'S TIRE SERVICE INC	330.77	0.00	330.77
61435	01/08/2015	4498	DELTA DENTAL INSURANCE COMPANY	1,513.00	0.00	1,513.00
61436	01/08/2015	56889	DELTA DENTAL OF CALIFORNIA	7,593.16	0.00	7,593.16
61437	01/08/2015	63947	E-RECYCLING OF CALIFORNIA	86.06	0.00	86.06
61438	01/08/2015	58284	EMAMI. CYNTHIA	52.00	0.00	52.00
61439	01/08/2015	53706	F & A FEDERAL CREDIT UNION	6,898.50	0.00	6,898.50
61440	01/08/2015	49562	FITZPATRICK JOHN KELLY	1,800.00	0.00	1,800.00
61441	01/08/2015	4289	FRAZIER. ROBERT C	32.50	0.00	32.50
61442	01/08/2015	52540	GONSALVES JOE A & SON	4,437.00	0.00	4,437.00
61443	01/08/2015	33150	GRAINGER W W INC	200.28	0.00	200.28
61444	01/08/2015	14000	GRAYBAR ELECTRIC CO	355.38	0.00	355.38
61445	01/08/2015	62491	HANDS ON MAILING &	325.48	0.00	325.48
61446	01/08/2015	65575	HAP'S AUTO PARTS	492.59	0.00	492.59
61447	01/08/2015	42031	HOME DEPOT	232.03	0.00	232.03
61448	01/08/2015	36589	IMMEDIATE MEDICAL CARE	440.00	0.00	440.00
61449	01/08/2015	59873	JJS PALOMO'S STEEL INC	130.80	0.00	130.80
61450	01/08/2015	43027	KIPLINGER WASHINGTON EDITORS INC	67.00	0.00	67.00
61451	01/08/2015	2822	LAGERLOF SENEAL GOSNEY &	198.72	0.00	198.72
61452	01/08/2015	18400	LAKEWOOD. CITY WATER DEPT	30,845.21	0.00	30,845.21
61453	01/08/2015	36844	LOS ANGELES COUNTY DEPT OF PUBLIC WORKS	7,342.13	0.00	7,342.13
61454	01/08/2015	58414	MANAGED HEALTH NETWORK	422.37	0.00	422.37
61455	01/08/2015	60839	MARKOPULOS. CYNTHIA	143.00	0.00	143.00
61456	01/08/2015	46658	MARTUCCI. CHUCK	963.15	0.00	963.15
61457	01/08/2015	4190	NATIONAL UNION FIRE INSURANCE CO	734.00	0.00	734.00
61458	01/08/2015	4443	O'REILLY AUTOMOTIVE STORES INC	617.09	11.33	605.76
61459	01/08/2015	47554	OFFICE DEPOT BUSINESS SVCS	226.26	0.00	226.26
61460	01/08/2015	4703	PENA. MIGUEL & LILIA	2,140.00	0.00	2,140.00
61461	01/08/2015	51171	PERS LONG TERM CARE PROGRAM	268.65	0.00	268.65
61462	01/08/2015	2174	PETTY CASH/LOVENEL REVELDEZ OR	1,110.05	0.00	1,110.05
61463	01/08/2015	1615	PFM ASSET MANAGEMENT LLC	2,958.95	0.00	2,958.95
61464	01/08/2015	39640	RAYVERN LIGHTING SUPPLY CO INC	304.49	0.00	304.49

CITY OF LAKEWOOD

SUMMARY CHECK REGISTER

CHECK #	CHECK DATE	VEND #	VENDOR NAME	GROSS	DISC.	CHECK AMOUNT
61465	01/08/2015	65297	S.T.E.A.M.	13,038.72	0.00	13,038.72
61466	01/08/2015	1841	SAFETY DRIVER'S ED. LLC	31.85	0.00	31.85
61467	01/08/2015	41691	SAFETY-KLEEN CORP	878.46	0.00	878.46
61468	01/08/2015	47141	STEARNS CONRAD & SCHMIDT CONSULTING ENGI	721.50	0.00	721.50
61469	01/08/2015	4605	SEA-CLEAR POOLS INC	3,054.56	0.00	3,054.56
61470	01/08/2015	59218	SIERRA INSTALLATIONS INC	4,554.00	0.00	4,554.00
61471	01/08/2015	311	SIGNAL HILL. CITY OF	66,288.93	0.00	66,288.93
61472	01/08/2015	52279	SMART & FINAL INC	724.20	0.00	724.20
61473	01/08/2015	29400	SOUTHERN CALIFORNIA EDISON CO	126.99	0.00	126.99
61474	01/08/2015	29800	SPARKLETT'S	99.94	0.00	99.94
61475	01/08/2015	4062	SPARTAN TOOL LLC	659.91	0.00	659.91
61476	01/08/2015	49529	SPICERS PAPER INC	522.51	4.79	517.72
61477	01/08/2015	4620	SUSTAINABLE SOLUTIONS GROUP	99.83	0.00	99.83
61478	01/08/2015	2372	TGIS CATERING SVCS INC	3,900.00	0.00	3,900.00
61479	01/08/2015	52484	TREND OFFSET PRINTING SERVICES INC	12,266.43	0.00	12,266.43
61480	01/08/2015	4216	U.S. DEPARTMENT OF HUD	125.00	0.00	125.00
61481	01/08/2015	1436	USA MOBILITY WIRELESS INC	6.80	0.00	6.80
61482	01/08/2015	33200	WALTERS WHOLESALE ELECTRIC CO	43.45	0.80	42.65
61483	01/08/2015	17640	WAXIE ENTERPRISES INC	797.62	0.00	797.62
61484	01/08/2015	50058	WHITE HOUSE FLORIST INC	150.00	0.00	150.00
61485	01/08/2015	3699	ADAMS. TRACIE	250.00	0.00	250.00
61486	01/08/2015	3699	ALDRIDGE. TERESA	250.00	0.00	250.00
61487	01/08/2015	3699	ALVAREZ. MICHELLE N & DAVID A	161.57	0.00	161.57
61488	01/08/2015	3699	CORROS. EVELYN	250.00	0.00	250.00
61489	01/08/2015	3699	DANIEL. MONIOUE	250.00	0.00	250.00
61490	01/08/2015	3699	EVANS. DEIDRE	250.00	0.00	250.00
61491	01/08/2015	3699	FERNANDEZ. FRANCES	250.00	0.00	250.00
61492	01/08/2015	3699	GABRIEL. MARIA	250.00	0.00	250.00
61493	01/08/2015	3699	GERHARDT. SHARON	30.00	0.00	30.00
61494	01/08/2015	3699	GONZALES. MATTHEW	250.00	0.00	250.00
61495	01/08/2015	3699	HUNTER. ALEXANDRA	86.00	0.00	86.00
61496	01/08/2015	3699	JACKSON. MALLORY	250.00	0.00	250.00
61497	01/08/2015	3699	JOYA. ANNIE	250.00	0.00	250.00
61498	01/08/2015	3699	LAKEWOOD PACIFIC JR FOOTBALL	250.00	0.00	250.00
61499	01/08/2015	3699	LE. OAHN KIEU	108.00	0.00	108.00
61500	01/08/2015	3699	MARES. MARTIN	48.00	0.00	48.00
61501	01/08/2015	3699	MAYORGA. OMAR	76.00	0.00	76.00
61502	01/08/2015	3699	MOORE. DALE	45.00	0.00	45.00
61503	01/08/2015	3699	NAGY. KAREN	250.00	0.00	250.00
61504	01/08/2015	3699	NICHOLSON-SAMPSON. AMANDA	250.00	0.00	250.00
61505	01/08/2015	3699	PLOTKIN. GARY	48.00	0.00	48.00
61506	01/08/2015	3699	RODRIGUEZ. ROSA	250.00	0.00	250.00
61507	01/08/2015	3699	THOMPSON. KAREN	30.00	0.00	30.00
61508	01/08/2015	3699	VARNISH. PAUL D	159.12	0.00	159.12

**CITY OF LAKEWOOD
SUMMARY CHECK REGISTER**

CHECK #	CHECK DATE	VEND #	VENDOR NAME	GROSS	DISC.	CHECK AMOUNT
61509	01/08/2015	3699	VILLEGAS. STEPHANIE MONICA	250.00	0.00	250.00
61510	01/08/2015	2279	AMERICAN PACIFIC PRINTERS COLLEGES INC	6,045.24	0.00	6,045.24
61511	01/08/2015	60195	CR TRANSFER INC	4,478.07	0.00	4,478.07
61512	01/08/2015	61282	TRUGREEN LANDCARE GENERAL PARTNERSHIP	7,184.28	0.00	7,184.28
61513	01/08/2015	66457	BRENNTAG PACIFIC INC	2,874.21	0.00	2,874.21
Totals:				<u>218,414.35</u>	<u>16.92</u>	<u>218,397.43</u>

**CITY OF LAKEWOOD
FUND SUMMARY 1/15/2015**

In accordance with section 2521 of the Lakewood Municipal Code there is presented herewith a summary of obligations to be paid by voucher 61514 through 61625. Each of the following demands has been audited by the Director of Administrative Services and approved by the City Manager.

1010	GENERAL FUND	368,307.74
1015	SPECIAL OLYMPICS	64.39
1020	CABLE TV	150.00
1030	CDBG CURRENT YEAR	1,707.25
1050	COMMUNITY FACILITY	8,942.38
3000	AIR QUALITY IMPROVEMENT	5,533.17
3070	PROPOSITION "C"	240.79
5010	GRAPHICS AND COPY CENTER	4,356.04
5020	CENTRAL STORES	899.11
5030	FLEET MAINTENANCE	16,422.70
7500	WATER UTILITY FUND	163,637.38
8030	TRUST DEPOSIT	300.00
		<hr/>
		570,560.95

Council Approval

Date

City Manager

Attest

City Clerk

Director of Administrative Services

CITY OF LAKEWOOD

SUMMARY CHECK REGISTER

CHECK #	CHECK DATE	VEND #	VENDOR NAME	GROSS	DISC.	CHECK AMOUNT
61514	01/15/2015	4260	SBC GLOBAL SERVICES INC	227.88	0.00	227.88
61515	01/15/2015	64113	ABC UNIFIED SCHOOL DISTRICT	100.00	0.00	100.00
61516	01/15/2015	4208	AIRGAS INC	200.36	0.00	200.36
61517	01/15/2015	50163	AMERICAN PUBLIC WORKS ASSN	217.50	0.00	217.50
61518	01/15/2015	58000	AMERICAN TRUCK & TOOL RENTAL INC	192.53	0.00	192.53
61519	01/15/2015	39123	BACKFLOW APPARATUS & VALUE COMPANY	395.67	0.00	395.67
61520	01/15/2015	7800	CERRITOS CITY	4,862.00	0.00	4,862.00
61521	01/15/2015	42754	CERRITOS FORD INC	44.78	0.00	44.78
61522	01/15/2015	59274	CERTIFIED PLANT GROWERS INC	27.80	0.00	27.80
61523	01/15/2015	45894	CINTAS CORPORATION	62.56	0.00	62.56
61524	01/15/2015	64932	CJ CONSTRUCTION INC	83,571.45	0.00	83,571.45
61525	01/15/2015	3710	CJ ENTERPRISES	150.00	0.00	150.00
61526	01/15/2015	53451	COMMUNITY FAMILY GUIDANCE CTR	750.00	0.00	750.00
61527	01/15/2015	4380	CAPITAL ONE NATIONAL ASSOCIATION	287.22	0.00	287.22
61528	01/15/2015	4519	CRAFCO. INC.	414.20	0.00	414.20
61529	01/15/2015	46620	CREATIVE BUS SALES	52.22	0.00	52.22
61530	01/15/2015	46620	CREATIVE BUS SALES	5,533.17	0.00	5,533.17
61531	01/15/2015	62407	CRN AM CAR WASH INC.	54.00	0.00	54.00
61532	01/15/2015	57602	DATA OUIK INFORMATION SYSTEMS INC	164.50	0.00	164.50
61533	01/15/2015	4393	DIVISION OF THE STATE ARCHITECT	104.40	0.00	104.40
61534	01/15/2015	52316	FEDERAL EXPRESS CORP	152.78	0.00	152.78
61535	01/15/2015	3934	FREEMAN. MARK	64.39	0.00	64.39
61536	01/15/2015	3188	GALLS LLC/OUARMASTER LLC	16.21	0.00	16.21
61537	01/15/2015	65779	GOLDEN STATE WATER COMPANY	4,146.67	0.00	4,146.67
61538	01/15/2015	33150	GRAINGER W W INC	350.47	0.00	350.47
61539	01/15/2015	62491	HANDS ON MAILING &	850.15	0.00	850.15
61540	01/15/2015	65575	HAP'S AUTO PARTS	60.77	0.00	60.77
61541	01/15/2015	35477	HARA M LAWNMOWER CENTER	65.40	0.00	65.40
61542	01/15/2015	34354	HI-WAY SAFETY RENTALS INC	69.01	0.00	69.01
61543	01/15/2015	42031	HOME DEPOT	711.40	0.00	711.40
61544	01/15/2015	41897	HOSE-MAN THE	83.58	0.00	83.58
61545	01/15/2015	40994	JACOBY. CAROL FLYNN	592.17	0.00	592.17
61546	01/15/2015	59873	JJS PALOMO'S STEEL INC	272.50	0.00	272.50
61547	01/15/2015	4180	JONES RICHARD D. A PROF LAW CORP	792.00	0.00	792.00
61548	01/15/2015	2822	LAGERLOF SENEAL GOSNEY &	106.25	0.00	106.25
61549	01/15/2015	53311	LAKEWOOD MEALS ON WHEELS	875.00	0.00	875.00
61550	01/15/2015	18550	LAKEWOOD. CITY OF	200.00	0.00	200.00
61551	01/15/2015	43017	LARSEN. DEBRA	143.48	0.00	143.48
61552	01/15/2015	19450	LEAGUE OF CALIFORNIA CITIES	35.00	0.00	35.00
61553	01/15/2015	45069	LOS ANGELES CO/DEPT PW BLDG SVCS	126,129.81	0.00	126,129.81
61554	01/15/2015	332	MERRIMAC PETROLEUM INC	12,734.78	0.00	12,734.78
61555	01/15/2015	46696	MEYER & ASSOCIATES	262.50	0.00	262.50
61556	01/15/2015	4443	O'REILLY AUTOMOTIVE STORES INC	389.79	7.16	382.63
61557	01/15/2015	47554	OFFICE DEPOT BUSINESS SVCS	131.10	0.00	131.10

CITY OF LAKEWOOD

SUMMARY CHECK REGISTER

CHECK #	CHECK DATE	VEND #	VENDOR NAME	GROSS	DISC.	CHECK AMOUNT
61558	01/15/2015	4497	PACIFIC COACHWAYS CHARTER SERVICES INC	1,405.00	0.00	1,405.00
61559	01/15/2015	450	PACIFIC EH & S SERVICES INC	1,728.00	0.00	1,728.00
61560	01/15/2015	46179	PAN. WILLIAM	87.19	0.00	87.19
61561	01/15/2015	63708	DY-JO CORPORATION	2,750.00	0.00	2,750.00
61562	01/15/2015	15600	LONG BEACH PUBLISHING CO	300.00	0.00	300.00
61563	01/15/2015	63364	REEVES NORM HONDA	14.93	0.00	14.93
61564	01/15/2015	4607	ROYAL PAPER CORPORATION	324.55	0.00	324.55
61565	01/15/2015	3153	SECTRAN SECURITY INC	116.60	0.00	116.60
61566	01/15/2015	4436	SESAC	1,171.00	0.00	1,171.00
61567	01/15/2015	29100	SNAP-ON INDUSTRIAL- DIV OF IDSC HOLDINGS LL	943.05	0.00	943.05
61568	01/15/2015	29400	SOUTHERN CALIFORNIA EDISON CO	92,377.87	0.00	92,377.87
61569	01/15/2015	49529	SPICERS PAPER INC	2,016.62	18.51	1,998.11
61570	01/15/2015	59693	SPRINT SPECTRUM LP	4,394.69	0.00	4,394.69
61571	01/15/2015	37930	STANDARD INSURANCE CO UNIT 22	1,901.80	0.00	1,901.80
61572	01/15/2015	37930	STANDARD INSURANCE CO UNIT 22	9,223.80	0.00	9,223.80
61573	01/15/2015	48147	STATE BOARD OF EOUALIZATION	854.39	0.00	854.39
61574	01/15/2015	2372	TGIS CATERING SVCS INC	15,263.97	0.00	15,263.97
61575	01/15/2015	982	TOSHIBA BUSINESS SOLUTIONS	2,357.93	0.00	2,357.93
61576	01/15/2015	66245	TYLER TECHNOLOGIES MUNIS DIVISION	7,515.00	0.00	7,515.00
61577	01/15/2015	64024	U S POSTAL SERVICE	6,155.85	0.00	6,155.85
61578	01/15/2015	35089	UNDERGROUND SERVICE ALERT	222.00	0.00	222.00
61579	01/15/2015	519	UNIVAR USA	496.90	0.00	496.90
61580	01/15/2015	60430	VERIZON CALIFORNIA INC	2,013.11	0.00	2,013.11
61581	01/15/2015	57135	VISION SERVICE PLAN	4,614.37	0.00	4,614.37
61582	01/15/2015	33200	WALTERS WHOLESALE ELECTRIC CO	126.66	0.00	126.66
61583	01/15/2015	7400	WATER REPLENISHMENT DISTRICT OF	153,743.56	0.00	153,743.56
61584	01/15/2015	17640	WAXIE ENTERPRISES INC	212.88	0.00	212.88
61585	01/15/2015	1939	WAYNE HARMEIER INC	446.90	0.00	446.90
61586	01/15/2015	62628	WELLS C. PIPELINE MATERIALS	250.56	0.00	250.56
61587	01/15/2015	40925	WEST COAST ARBORISTS INC	2,100.05	0.00	2,100.05
61588	01/15/2015	50058	WHITE HOUSE FLORIST INC	1,203.36	0.00	1,203.36
61589	01/15/2015	2645	XC2 SOFTWARE LLC	410.00	0.00	410.00
61590	01/15/2015	3699	ALVAREZ. ERIN	250.00	0.00	250.00
61591	01/15/2015	3699	ARZATE. SANDRA	240.00	0.00	240.00
61592	01/15/2015	3699	BATOVSKY. DON	250.00	0.00	250.00
61593	01/15/2015	3699	BELVIN. ANTHONY	55.00	0.00	55.00
61594	01/15/2015	3699	BLUEMAN ELECTRIC	37.84	0.00	37.84
61595	01/15/2015	3699	CALDEJON. JOANNE	250.00	0.00	250.00
61596	01/15/2015	3699	CAMARENA. MARIA	210.00	0.00	210.00
61597	01/15/2015	3699	CANNICK. SYNDIA	250.00	0.00	250.00
61598	01/15/2015	3699	CORBETT. MICHELLE	35.00	0.00	35.00
61599	01/15/2015	3699	DAHILIG. MARSHA	250.00	0.00	250.00
61600	01/15/2015	3699	DESIRE. TILSHA	250.00	0.00	250.00
61601	01/15/2015	3699	DIZON. EDELWINA	27.50	0.00	27.50

CITY OF LAKEWOOD

SUMMARY CHECK REGISTER

CHECK #	CHECK DATE	VEND #	VENDOR NAME	GROSS	DISC.	CHECK AMOUNT
61602	01/15/2015	3699	EACH. KATHRYN	250.00	0.00	250.00
61603	01/15/2015	3699	ESPINOZA. JENA	240.00	0.00	240.00
61604	01/15/2015	3699	GARCIA. ERIC	250.00	0.00	250.00
61605	01/15/2015	3699	GENEREUX. MAURICE R	1,110.97	0.00	1,110.97
61606	01/15/2015	3699	GIRL SCOUT TROOP 3433/113	250.00	0.00	250.00
61607	01/15/2015	3699	GOODIN. TAMESHIA	250.00	0.00	250.00
61608	01/15/2015	3699	HUERTA. CARMEN	100.00	0.00	100.00
61609	01/15/2015	3699	JARVIS. DEBRA	250.00	0.00	250.00
61610	01/15/2015	3699	KAIWI. PATRICIA	15.00	0.00	15.00
61611	01/15/2015	3699	KALIMA. ALEXA	70.00	0.00	70.00
61612	01/15/2015	3699	KENNARD. JULIE & JONATHON	150.25	0.00	150.25
61613	01/15/2015	3699	KING. SHARRONDA	250.00	0.00	250.00
61614	01/15/2015	3699	MADANA. SRINIVASA	250.00	0.00	250.00
61615	01/15/2015	3699	MORRIS-NEAL. MICKEY	15.00	0.00	15.00
61616	01/15/2015	3699	PAGTAKHAN. MICHELLE	70.00	0.00	70.00
61617	01/15/2015	3699	PASCUAL. CHRISTINE	70.00	0.00	70.00
61618	01/15/2015	3699	PRAGALE. ARCIE	226.02	0.00	226.02
61619	01/15/2015	3699	OUIJADA. RACHEL	70.00	0.00	70.00
61620	01/15/2015	3699	RIVERA. ROSA	38.00	0.00	38.00
61621	01/15/2015	3699	UNAS CORDERO. JOANN	250.00	0.00	250.00
61622	01/15/2015	3699	UNG. KONG	250.00	0.00	250.00
61623	01/15/2015	3699	VASOUEZ. AMI	250.00	0.00	250.00
61624	01/15/2015	3699	VIZCARRA. MARICAR	166.00	0.00	166.00
61625	01/15/2015	3699	WASHINGTON. D'JUNAE	250.00	0.00	250.00
Totals:				<u>570,586.62</u>	<u>25.67</u>	<u>570,560.95</u>

DIVIDER SHEET

COUNCIL AGENDA

January 27, 2015

TO: The Honorable Mayor and City Council

SUBJECT: Approval of Emergency Water Renewal Agreement with DS Waters of America, Inc. for the supply of bottled water during disasters

INTRODUCTION

A common concern in any Emergency Response Plan is the ability to obtain immediate and regular supply of drinking water for first responders and a municipality's citizenry. The Emergency Agreement with DS Waters of America, Inc. (or Sparkletts) is designed to provide all emergency response agencies a tool to order bottled water at the required quantities. DS Waters of America, Inc. commits to make the City's requests for any emergency order a top priority.

STATEMENT OF FACT

The Emergency Agreement covers terms and conditions for the supply of bottled water to the City of Lakewood, including minimum order, pricing, and effective period.

This agreement shall provide a broad framework for cooperation and understanding between DS Waters of America, Inc. and the City of Lakewood in providing assistance and service to Lakewood personnel in the event of an emergency.

In continuing with the City's commitment to the National Incident Management System (NIMS) compliance implementation, it is an important part of the management system to provide for a fully integrated and coordinated response to emergencies. Implementation of the Emergency Agreement with DS Waters of America, Inc. will help expedite the procurement of drinking water supply during a disaster.

RECOMMENDATION

Staff recommends the City Council authorize the Mayor and the City Clerk to execute the renewal agreement, with DS Waters of America, Inc. as a tool to expedite the procurement of drinking water supply during a disaster.

Lisa Litzinger, Director
Recreation and Community Services



Howard L. Chambers
City Manager



D I V I D E R S H E E T

COUNCIL AGENDA

January 27, 2015

TO: The Honorable Mayor and City Council

SUBJECT: Monthly Report of Investment Transactions

INTRODUCTION

In accordance with California Government Code Section 53607, the City Council has delegated to the City Treasurer the responsibility to invest or to reinvest funds, or to sell or exchange securities so purchased.

The California Government Code Section 53607 requires that, if such responsibility has been delegated, then the Treasurer "shall make a monthly report of those transactions to the legislative body." In compliance with this requirement, the Monthly Report of Investment Transactions is being rendered to be received and filed.

STATEMENT OF MONTHLY ACTIVITY

<u>Date</u>	<u>Amount at Cost</u>	<u>Vehicle</u>	<u>Transaction</u>
11-03-2014	\$ 451,513.13	CD	Maturity
11-03-2014	\$ 450.00	CORP	Interest 0.45%
11-06-2014	\$ 3,097.78	CD	Interest 0.716%
11-06-2014	\$ 4,725.00	CORP	Interest 1.05%
11-12-2014	\$ 500,000.00	LAIF	Withdrawal
11-15-2014	\$ 330.00	MUNI	Interest 0.528%
11-15-2014	\$ 340.13	MUNI	Interest 0.907%
11-15-2014	\$ 329.50	MUNI	Interest 0.659%
11-17-2014	\$ 1,540.00	CORP	Interest 0.8%
11-25-2014	\$ 1,000,000.00	LAIF	Withdrawal
11-30-2014	\$ 1.82	CAMP	Interest 0.05%
11-30-2014	\$ 28.22	CAMP	Interest 0.05%
11-30-2014	\$ 4,171.88	TREAS	Interest 0.528%
11-30-2014	\$ 6,250.00	TREAS	Interest 0.907%
11-30-2014	\$ 7,765.63	TREAS	Interest 0.659%
11-30-2014	\$ 9,100.00	TREAS	Interest 0.8%
12-01-2014	\$ 893.75	MUNI	Interest 0.65%
12-01-2014	\$ 202,082.00	CORP	Sell
12-01-2014	\$ 727,315.47	FHLB	Sell
12-02-2014	\$ 1,094,817.59	TREAS	Purchase
12-05-2014	\$ 523,731.37	TREAS	Sell
12-05-2014	\$ 200,558.89	CORP	Sell
12-05-2014	\$ 327,447.00	CORP	Sell
12-05-2014	\$ 125,519.40	CORP	Sell
12-05-2014	\$ 1,158,742.19	TREAS	Purchase
12-10-2014	\$ 757.98	CD	Interest 0.418%

Monthly Report of Investment Transactions

January 27, 2015

Page Two

12-12-2014	\$	3,150.00	CORP	Interest	1.125%
12-15-2014	\$	758.90	CD	Interest	0.421%
12-15-2014	\$	350.00	TREAS	Interest	0.5%
12-23-2014	\$	1,950.00	CORP	Interest	1.3%
12-31-2014	\$	18,687.50	TREAS	Interest	3.25%
12-31-2014	\$	29,656.25	TREAS	Interest	3.25%
12-31-2014	\$	12,593.75	TREAS	Interest	3.25%
12-31-2014	\$	4,125.00	TREAS	Interest	0.75%
12-31-2014	\$	5,031.25	TREAS	Interest	0.875%
12-31-2014	\$	5,250.00	TREAS	Interest	0.75%
12-31-2014	\$	1,500,000.00	LAIF	Deposit	
12-31-2014	\$	1.93	CAMP	Interest	0.05%
12-31-2014	\$	29.80	CAMP	Interest	0.05%

STAFF RECOMMENDATION

It is recommended that the City Council receive and file the Monthly Report of Investment Transactions rendered for the months of November and December 2014.



Diane Perkin
Director of Administrative Services

Howard L. Chambers
City Manager



D I V I D E R S H E E T

COUNCIL AGENDA

January 27, 2015

TO: The Honorable Mayor and City Council

SUBJECT: Quarterly Schedule of Investments

INTRODUCTION

Effective January 1, 1996, the California Government Code, Section 53646 requires that:

“The treasurer or chief fiscal officer shall render a quarterly report to the chief executive officer, the internal auditor and the legislative body of the local agency. The quarterly report shall be so submitted within 30 days following the end of the quarter covered by the report.”

In compliance with this section of the code, the schedule of investments is being rendered to be received and filed.

STATEMENT OF FACT

The investments represented in this report are allocated to a variety of funds such as the General Fund, Water Fund, Redevelopment Funds, Restricted Special Revenue Funds, and Fiduciary Funds.

The City's idle funds are invested in compliance with the City's investment policy, which was last reviewed and approved in January 2012 by the City Council, and is compliance with the updated Investment Policy proposed for adoption. Specifically, the city's investment objectives in the investment of public funds are safety, liquidity and yield. To accomplish these objectives, the following types of investments have been chosen and the City is currently or in the past invested in the following securities:

Treasury Notes

TREAS Obligations of the U.S. Government to provide for the cash flow needs of the Federal Government.

Federal Agency Bonds or Notes:

Federal agency or United States government-sponsored enterprise obligations, participations, or other instruments, including those issued by or fully guaranteed as to principal and interest by federal agencies or United States government-sponsored enterprises.

FHLB (Federal Home Loan Bank Bonds)

Bonds and discount notes issued by the Federal Home Loan Bank to provide funding to member institutions and make available money to the residential mortgage market.

FHLMC (Federal Home Loan Mortgage Corp)

A publicly chartered agency that buys qualifying residential mortgages from lenders, packages them into new securities backed by those pooled mortgages, provides certain guarantees and then re-sells the securities on the open market.

FNMA (Federal National Mortgage Association)

National Mortgage Association is a government-sponsored, privately owned corporation established to create a secondary market for Federal Housing Administration mortgages.

FFCB (Federal Farm Credit Bank)

The Federal Farm Credit Bank is an independent agency of the U.S. Government which issues bonds and discount notes to provide short- and long-term credit and credit-related services to farmers, ranchers, rural homeowners, producers and harvesters.

Negotiable Certificates of Deposit

Negotiable CDs are issued by large banks and are freely traded in secondary markets as short term (2 to 52 weeks), large denomination (\$100,000 minimum) CD, that is either issued at a discount on its par value, or at a fixed interest rate payable at maturity.

Municipal Bonds or Notes:

Registered treasury notes or bonds of any of the other 49 United States in addition to California, including bonds payable solely out of the revenues from a revenue-producing property owned, controlled, or operated by a state or by a department, board, agency, or authority of any of the other 49 United States, in addition to California.

Corporate Notes:

Medium-term notes, defined as all corporate and depository institution debt securities with a maximum remaining maturity of five years or less, issued by corporations organized and operating within the United States or by depository institutions licensed by the United States, or any state and operating within the United States. Medium-term corporate notes shall be rated in a rating category of "A" or its equivalent or better.

Commercial Paper:

Commercial paper of "prime" quality of the highest ranking or of the highest letter and number rating as provided for by a nationally recognized statistical-rating organization.

Pooled Funds:

LAIF (Local Agency Investment Fund, State of California)

This investment pool is administered by the Treasurer of the State of California, and provides a high-level of liquidity and strong safety through diversification of investments.

CAMP (California Asset Management Program)

A Joint Powers Authority established in 1989 by the treasurers and finance directors of several California public agencies to provide professional investment services at a reasonable cost. Participation is limited to California public agencies.

Los Angeles County Pool

Investment in the Los Angeles County Pool may not exceed the current pool limits and should be reviewed periodically.

MMKT (Money Market)

This is a money market interest-bearing checking account that is fully insured and collateralized.

SUMMARY

City of Lakewood
Schedule of Investments - December 31, 2014

<u>Type</u>	<u>Rating</u>	<u>Inst.</u>	<u>Par Value</u>	<u>Amortized Cost</u>	<u>Market Value</u>	<u>Yield</u>	<u>Duration</u>
Marketable Securities							
Agency	AA+	US Bank	\$4,430,000.00	\$4,435,757.43	\$4,436,739.15	0.85	1.690
US Treasury	AA+	US Bank	\$19,805,000.00	\$19,998,425.32	\$19,982,744.46	0.61	1.880
Certificate of Deposit	AA-:A-1+	US Bank	\$3,800,000.00	\$3,798,635.63	\$3,789,331.41	0.63	1.620
Municipal Bond	AAA:AA:SP-1	US Bank	\$575,000.00	\$575,000.00	\$575,504.75	0.66	0.930
Commercial Paper	A-1+:A-1	US Bank	\$0.00	\$0.00	\$0.00		
Corporate Note	AA:A	US Bank	\$7,210,000.00	\$7,206,003.83	\$7,212,696.52	1.03	1.760
			\$35,820,000.00	\$36,013,822.21	\$35,997,016.29	0.73	1.790
(See attached report provided by PFM for more detail)							
Pooled Investment Accounts							
City L.A.I.F.		Celif		\$16,216,451.05	\$16,216,769.22	0.267	Life 200 days
City C.A.M.P.		US Bank		\$43,082.35	\$43,082.35	0.050	WAM 1 day
				\$16,259,533.40	\$16,259,851.57		
Bank Accounts							
City - Checking		BofA		\$1,475,802.96	\$1,475,802.96	0.25	
City- Payroll		BofA		\$43,316.06	\$43,316.06	0.25	
Successor Housing - Checking		BofA		\$354,227.65	\$354,227.65	0.25	
				\$1,873,346.67	\$1,873,346.67		
Portfolio				\$54,146,702.28	\$54,130,214.53	0.57	
Funds held in reserve as required by debt issuance or non-agency funds - not available for City expenditures:							
Successor Agency - checking		BofA		\$121,281.20	\$121,281.20	0.25	
LRA C.A.M.P. - Arbitrage		US Bank		\$666,577.10	\$666,577.10	0.05	
LRA - Reserve		US Bank		\$790,092.50	\$790,092.50	-	
CLP Water - Reserve		US Bank		\$345,041.66	\$345,041.66	0.02	
Business Dev Loan MMKT		BofA		\$795,581.91	\$795,581.91	0.14	
City Light & Power- Reserve		Union Bank		\$224,236.88	\$233,176.32	0.03	
Water 2004 - Reserve		US Bank		\$463,500.00	\$463,500.00	-	
				\$3,406,311.25	\$3,415,250.69		
Total Portfolio:				\$57,553,013.53	\$57,545,465.22	0.54	

The attached Managed Account Summary Statement is provided by the city's investment advisor Public Financial Management (PFM). The report is divided into the following sections:

- (A) Managed Account Summary – total portfolio value, transactions and earnings
- (B) Portfolio Summary – summary of the characteristics of the portfolio
- (C) Managed Account Issuer Summary – breakdown of issuer concentration and credit quality
- (D) Managed Account Details of Securities Held – an analysis of each security holding in the portfolio as of the last day of the quarter
- (E) Managed Account Fair Market Value & Analysis – summary of unrealized gains and losses reflected in market values
- (F) Managed Account Securities Transactions & Interest – detail of all transactions related to securities that either have a trade or settle date during the most recent month; this information is provided to the Council monthly.

STAFF RECOMMENDATION

It is recommended that the City Council receive and file the Quarterly Schedule of Investments rendered for the 2nd Quarter of Fiscal Year 2014-2015.


Diane Perkin
Director of Administrative Services

Howard L. Chambers
City Manager





Managed Account Summary Statement

For the Month Ending December 31, 2014

CITY OF LAKEWOOD - 51260100

Transaction Summary - Managed Account		Cash Transactions Summary - Managed Account	
Opening Market Value	\$35,956,902.31		
Maturities/Calls	0.00	Maturities/Calls	0.00
Principal Dispositions	(2,098,365.67)	Sale Proceeds	2,106,654.13
Principal Acquisitions	2,245,632.81	Coupon/Interest/Dividend Income	83,204.38
Unsettled Trades	0.00	Principal Payments	0.00
Change in Current Value	(107,153.16)	Security Purchases	(2,253,559.78)
		Net Cash Contribution	(12,325.54)
Closing Market Value	\$35,997,016.29	Reconciling Transactions	0.00

Earnings Reconciliation (Cash Basis) - Managed Account		Cash Balance
Interest/Dividends/Coupons Received	91,492.84	
Less Purchased Interest Related to Interest/Coupons	(7,926.97)	
Plus Net Realized Gains/Losses	(4,711.39)	
Total Cash Basis Earnings	\$78,854.48	Closing Cash Balance
		\$133,595.89

Earnings Reconciliation (Accrual Basis)		Total
Ending Amortized Value of Securities	36,013,822.21	
Ending Accrued Interest	55,029.52	
Plus Proceeds from Sales	2,106,654.13	
Plus Proceeds of Maturities/Calls/Principal Payments	0.00	
Plus Coupons/Dividends Received	83,204.38	
Less Cost of New Purchases	(2,253,559.78)	
Less Beginning Amortized Value of Securities	(35,874,031.25)	
Less Beginning Accrued Interest	(105,670.49)	
Total Accrual Basis Earnings	\$25,448.72	



PFM Asset Management LLC



Portfolio Summary and Statistics

For the Month Ending December 31, 2014

CITY OF LAKEWOOD - 51260100

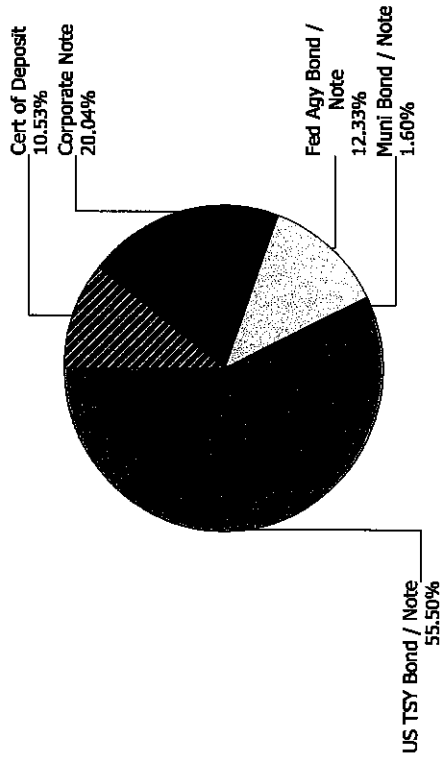
Account Summary

Description	Par Value	Market Value	Percent
U.S. Treasury Bond / Note	19,805,000.00	19,982,744.46	55.50
Municipal Bond / Note	575,000.00	575,504.75	1.60
Federal Agency Bond / Note	4,430,000.00	4,436,739.15	12.33
Corporate Note	7,210,000.00	7,212,696.52	20.04
Certificate of Deposit	3,800,000.00	3,789,331.41	10.53
Managed Account Sub-Total	35,820,000.00	35,997,016.29	100.00%
Accrued Interest		55,029.52	
Total Portfolio	35,820,000.00	36,052,045.81	

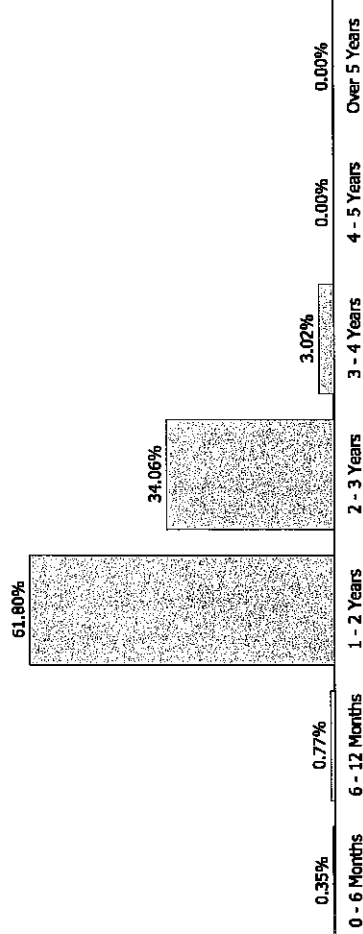
Unsettled Trades

0.00 0.00

Sector Allocation



Maturity Distribution



Characteristics

Yield to Maturity at Cost	0.73%
Yield to Maturity at Market	0.75%
Duration to Worst	1.79
Weighted Average Days to Maturity	676



PFM Asset Management LLC



Managed Account Issuer Summary

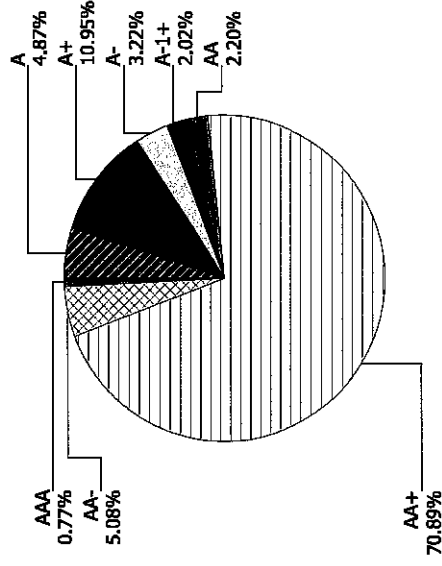
For the Month Ending December 31, 2014

CITY OF LAKEWOOD - 51260100

Issuer Summary

Issuer	Market Value of Holdings	Percent
AMERICAN EXPRESS CO	200,391.20	0.56
AMERICAN HONDA FINANCE	316,456.56	0.88
APPLE INC	1,101,786.60	3.06
BANK OF NEW YORK CO INC	609,407.08	1.69
BANK OF NOVA SCOTIA	723,753.00	2.01
BERKSHIRE HATHAWAY INC	491,613.57	1.37
CA ST DEPT OF WATER REV BONDS	275,621.50	0.77
CATERPILLAR INC	393,371.42	1.09
DEERE & COMPANY	557,836.72	1.55
FANNIE MAE	1,312,704.56	3.65
FEDERAL HOME LOAN BANKS	1,669,580.21	4.64
FREDDIE MAC	1,454,454.38	4.04
GLAXOSMITHKLINE PLC	549,973.60	1.53
HSBC HOLDINGS PLC	299,486.10	0.83
JP MORGAN CHASE & CO	802,092.80	2.23
NORDEA BANK AB	725,173.28	2.01
PEPSICO, INC	957,867.27	2.66
RABOBANK NEDERLAND	897,291.90	2.49
TOYOTA MOTOR CORP	385,606.38	1.07
UNITED STATES TREASURY	19,982,744.46	55.51
UNIVERSITY OF CALIFORNIA	299,883.25	0.83
US BANCORP	717,380.25	1.99
WELLS FARGO & COMPANY	546,807.22	1.52
WESTPAC BANKING CORP NY	725,732.98	2.02
Total	\$35,997,016.29	100.00%

Credit Quality (S&P Ratings)



PFM Asset Management LLC



Managed Account Detail of Securities Held

For the Month Ending December 31, 2014

CITY OF LAKEWOOD - 51260100

Security Type / Description Dated Date / Coupon / Maturity	CUSIP	S&P Rating	Moody's Rating	Trade Date	Settle Date	Original Cost	YTM at Cost	Accrued Interest	Amortized Cost	Market Value
U.S. Treasury Bond / Note										
US TREASURY NOTES DTD 01/31/2014 0.375% 01/31/2016	912828841	AA+	Aaa	02/04/14	02/07/14	1,902,449.22	0.31	2,981.66	1,901,339.22	1,900,891.10
US TREASURY NOTES DTD 06/02/2014 0.375% 05/31/2016	912828WM8	AA+	Aaa	06/02/14	06/03/14	2,224,652.34	0.38	733.52	2,224,753.31	2,223,609.38
US TREASURY NOTES DTD 06/17/2013 0.500% 06/15/2016	912828VG2	AA+	Aaa	04/08/14	04/11/14	139,983.59	0.51	32.69	139,989.10	140,109.34
US TREASURY NOTES DTD 06/30/2009 3.250% 06/30/2016	912828KZ2	AA+	Aaa	05/10/13	05/15/13	843,417.97	0.41	69.58	807,867.80	806,605.28
US TREASURY NOTES DTD 06/30/2009 3.250% 06/30/2016	912828KZ2	AA+	Aaa	05/22/13	05/24/13	1,249,322.27	0.44	103.25	1,198,108.47	1,196,898.15
US TREASURY NOTES DTD 06/30/2009 3.250% 06/30/2016	912828KZ2	AA+	Aaa	05/24/13	05/31/13	1,976,845.70	0.53	163.85	1,899,055.20	1,899,425.33
US TREASURY NOTES DTD 08/31/2011 1.000% 08/31/2016	912828RF9	AA+	Aaa	02/27/14	03/03/14	491,119.33	0.49	1,647.93	489,085.07	488,637.50
US TREASURY NOTES DTD 11/30/2011 0.875% 11/30/2016	912828RU6	AA+	Aaa	10/31/13	11/01/13	1,788,728.52	0.62	1,365.38	1,783,556.21	1,782,765.63
US TREASURY NOTES DTD 11/30/2011 0.875% 11/30/2016	912828RU6	AA+	Aaa	11/27/13	12/03/13	2,097,875.00	0.58	1,600.00	2,091,459.74	2,089,100.00
US TREASURY NOTES DTD 01/03/2012 0.875% 12/31/2016	912828RX0	AA+	Aaa	12/05/14	12/09/14	1,154,312.50	0.69	27.80	1,154,183.33	1,154,312.50
US TREASURY NOTES DTD 03/31/2012 1.000% 03/31/2017	912828SM3	AA+	Aaa	10/02/14	10/06/14	703,417.97	0.80	1,788.46	703,091.74	702,953.30
US TREASURY NOTES DTD 05/31/2012 0.625% 05/31/2017	912828SY7	AA+	Aaa	06/02/14	06/03/14	1,988,906.25	0.81	1,098.90	1,991,035.58	1,988,593.75
US TREASURY NOTES DTD 07/02/2012 0.750% 06/30/2017	912828TB6	AA+	Aaa	10/30/14	11/03/14	1,398,578.13	0.79	29.01	1,398,665.20	1,394,750.00
US TREASURY NOTES DTD 09/30/2010 1.875% 09/30/2017	912828PA2	AA+	Aaa	09/02/14	09/04/14	1,127,585.94	1.04	5,269.57	1,124,694.57	1,125,694.90



PFM Asset Management LLC



Managed Account Detail of Securities Held

For the Month Ending December 31, 2014

CITY OF LAKEWOOD - 51260100

Security Type/Description	Dated Date/Coupon/Maturity	CUSIP	Par	S&P Rating	Moody's Rating	Trade Date	Settle Date	Original Cost	YTM at Cost	Accrued Interest	Amortized Cost	Market Value
---------------------------	----------------------------	-------	-----	------------	----------------	------------	-------------	---------------	-------------	------------------	----------------	--------------

U.S. Treasury Bond / Note												
US TREASURY NOTES	12/31/2012 0.750%	912828UEB	1,100,000.00	AA+	Aaa	12/02/14	12/03/14	1,091,320.31	1.01	22.79	1,091,540.78	1,088,398.30

Security Type Sub-Total			19,805,000.00					20,178,515.04	0.61	16,934.39	19,998,425.32	19,982,744.46
-------------------------	--	--	---------------	--	--	--	--	---------------	------	-----------	---------------	---------------

Municipal Bond / Note												
UNIV OF CAL TXBL REV BONDS	10/02/2013 0.528%	91412GSW6	125,000.00	AA	Aa2	09/26/13	10/02/13	125,000.00	0.53	84.33	125,000.00	125,012.50
CA ST DEPT OF WATER TXBL REV BONDS	08/27/2012 0.650%	13066KX87	275,000.00	AAA	Aa1	09/19/12	09/27/12	275,000.00	0.65	148.96	275,000.00	275,621.50
UNIV OF CAL TXBL REV BONDS	10/02/2013 0.907%	91412GSX4	75,000.00	AA	Aa2	09/26/13	10/02/13	75,000.00	0.91	86.92	75,000.00	75,087.75
UNIV OF CAL TXBL REV BONDS	03/14/2013 0.659%	91412GPX7	100,000.00	AA	Aa2	02/28/13	03/14/13	100,000.00	0.66	84.21	100,000.00	99,783.00

Security Type Sub-Total			575,000.00					575,000.00	0.66	404.42	575,000.00	575,504.75
-------------------------	--	--	------------	--	--	--	--	------------	------	--------	------------	------------

Federal Agency Bond / Note												
FANNIE MAE GLOBAL NOTES	02/15/2013 0.500%	3135G0VA8	610,000.00	AA+	Aaa	02/14/13	02/15/13	609,304.60	0.54	770.97	609,720.94	610,610.00
FNMA NOTES	08/19/2011 1.250%	3135G0CM3	280,000.00	AA+	Aaa	10/01/13	10/03/13	284,135.60	0.75	904.17	282,423.06	282,858.24
FNMA NOTES	08/19/2011 1.250%	3135G0CM3	415,000.00	AA+	Aaa	10/01/13	10/03/13	421,227.53	0.74	1,340.10	418,648.54	419,236.32
FHLB NOTES	08/07/2014 0.500%	3130A2T97	975,000.00	AA+	Aaa	08/06/14	08/07/14	972,806.25	0.61	1,259.38	973,213.41	972,415.28
FEDERAL HOME LOAN BANKS (CALLABLE)	03/27/2014 1.625%	3130A1CR7	695,000.00	AA+	Aaa	04/02/14	04/04/14	702,638.05	1.25	2,948.92	696,863.13	697,164.93
FREDDIE MAC GLOBAL NOTES	06/25/2012 1.000%	3137EADJ5	555,000.00	AA+	Aaa	08/12/14	08/14/14	554,931.18	1.00	2,358.75	554,940.33	554,791.88



PFM Asset Management LLC



For the Month Ending December 31, 2014

Managed Account Detail of Securities Held

CITY OF LAKEWOOD - 51260100

Security Type/Description Dated Date/Coupon/Maturity	CUSIP	S&P Rating	Moody's Rating	Trade Date	Settle Date	Original Cost	YTM at Cost	Accrued Interest	Amortized Cost	Market Value
Federal Agency Bond / Note										
FREDDIE MAC GLOBAL NOTES DTD 06/25/2012 1.000% 07/28/2017	3137EADJ5	AA+	Aaa	08/12/14	08/14/14	899,939.70	1.00	3,825.00	899,948.02	899,662.50
Security Type Sub-Total						4,444,982.91	0.85	13,407.29	4,435,757.43	4,436,739.15
Corporate Note										
PEPSICO INC GLOBAL NOTES DTD 02/28/2013 0.700% 02/26/2016	713448CE6	A-	A1	02/25/13	02/28/13	284,900.25	0.71	692.71	284,961.27	285,148.77
JPMORGAN CHASE & CO GLOBAL NOTES DTD 02/26/2013 1.125% 02/26/2016	46623EIU4	A	A3	02/21/13	02/26/13	799,032.00	1.17	3,125.00	799,624.14	802,092.80
BANK OF NEW YORK MELLON (CALLABLE) DTD 03/06/2013 0.700% 03/04/2016	06406HCG2	A+	A1	03/05/13	03/06/13	269,840.70	0.72	614.25	269,937.09	269,737.56
BANK OF NEW YORK MELLON (CALLABLE) DTD 03/06/2013 0.700% 03/04/2016	06406HCG2	A+	A1	03/04/13	03/06/13	339,799.40	0.72	773.50	339,920.78	339,669.52
GLAXOSMITHKLINE CAP INC GLOBAL NOTES DTD 03/18/2013 0.700% 03/18/2016	377372AG2	A+	A2	09/27/13	10/02/13	549,609.50	0.73	1,101.53	549,806.68	549,973.60
APPLE INC GLOBAL NOTES DTD 05/03/2013 0.450% 05/03/2016	037833AH3	AA+	Aa1	04/30/13	05/03/13	199,638.00	0.51	145.00	199,837.77	199,783.20
TOYOTA MOTOR CREDIT CORP DTD 05/17/2013 0.800% 05/17/2016	89236TAL9	AA-	Aa3	05/14/13	05/17/13	384,842.15	0.81	376.44	384,927.04	385,606.38
WELLS FARGO & COMPANY DTD 07/29/2013 1.250% 07/20/2016	94974BFL9	A+	A2	07/22/13	07/29/13	544,476.80	1.28	3,046.70	544,724.19	546,807.22
BERKSHIRE HATHAWAY FIN GLOBAL NOTES DTD 08/15/2013 0.950% 08/15/2016	084664BX8	AA	Aa2	08/06/13	08/15/13	489,740.30	0.97	1,758.56	489,858.65	491,613.57
AMERICAN HONDA FINANCE GLOBAL NOTES DTD 10/10/2013 1.125% 10/07/2016	02665WAB7	A+	A1	10/03/13	10/10/13	313,903.80	1.24	826.88	314,347.84	316,456.56
PEPSICO CORP NOTES DTD 02/28/2014 0.950% 02/22/2017	713448CL0	A-	A1	02/25/14	02/28/14	674,230.50	0.99	2,297.81	674,444.11	672,718.50
APPLE INC CORP NOTE DTD 05/06/2014 1.050% 05/05/2017	037833AM2	AA+	Aa1	04/29/14	05/06/14	899,523.00	1.07	1,443.75	899,625.65	902,003.40



PFM Asset Management LLC



For the Month Ending December 31, 2014

Managed Account Detail of Securities Held

CITY OF LAKEWOOD - 51260100

Security Type/Description	Dated Date/Coupon/Maturity	CUSIP	Par	S&P Rating	Moody's Rating	Trade Date	Settle Date	Original Cost	YTM at Cost	Accrued Interest	Amortized Cost	Market Value
Corporate Note												
JOHN DEERE CAPITAL CORP NOTES	DTT 06/12/2014 1.125% 06/12/2017	24422ESN0	560,000.00	A	A2	06/09/14	06/12/14	559,736.80	1.14	332.50	559,784.64	557,836.72
HSBC USA INC	DTT 06/23/2014 1.300% 06/23/2017	40434CAA3	300,000.00	A+	A2	06/16/14	06/23/14	299,544.00	1.35	86.67	299,622.07	299,486.10
CATERPILLAR FINANCIAL SE	DTT 08/20/2014 1.250% 08/18/2017	14912L6D8	395,000.00	A	A2	08/13/14	08/20/14	394,802.50	1.27	1,796.70	394,826.07	393,371.42
AMERICAN EXPRESS CREDIT CORP NOTES	DTT 09/23/2014 1.550% 09/22/2017	0258M0DR7	200,000.00	A-	A2	09/18/14	09/23/14	199,732.00	1.60	843.89	199,755.84	200,391.20
Security Type Sub-Total			7,210,000.00					7,203,351.70	1.03	19,261.89	7,206,003.83	7,212,696.52
Certificate of Deposit												
WESTPAC BANKING CORP NY LT FLOAT CD	DTT 04/17/2014 0.411% 04/15/2016	96121TWFi	725,000.00	A-1+	P-1	04/16/14	04/17/14	725,000.00	0.41	644.98	725,000.00	725,732.98
RABOBANK NEDERLAND NV NY CD	DTT 05/13/2014 0.716% 05/06/2016	21684BPV0	900,000.00	A+	Aa2	05/09/14	05/13/14	900,000.00	0.71	984.84	900,000.00	897,291.90
BANK OF NOVA SCOTIA HOUS CD FLOAT	DTT 06/13/2014 0.418% 06/10/2016	06417HMU7	725,000.00	A+	Aa2	06/11/14	06/13/14	724,562.10	0.28	185.02	724,683.60	723,753.00
NORDEA BANK FINLAND NY FLOAT CERT DEP	DTT 06/13/2014 0.421% 06/13/2016	65558ET57	725,000.00	AA-	Aa3	06/11/14	06/13/14	725,000.00	0.31	160.68	725,000.00	725,173.28
US BANK NA CINCINNATI (CALLABLE) CD	DTT 09/11/2014 1.375% 09/11/2017	90333VPF1	725,000.00	AA-	Aa3	09/09/14	09/11/14	723,832.75	1.41	3,046.01	723,952.03	717,380.25
Security Type Sub-Total			3,800,000.00					3,798,394.85	0.63	5,021.53	3,798,635.63	3,789,331.41
Managed Account Sub-Total			35,820,000.00					36,200,244.50	0.73	55,029.52	36,013,822.21	35,997,016.29



PFM Asset Management LLC



Managed Account Detail of Securities Held

For the Month Ending December 31, 2014

CITY OF LAKEWOOD - 51260100

Securities Sub-Total	\$35,820,000.00	\$36,200,244.50	0.73%	\$55,029.52	\$36,013,822.21	\$35,997,016.29
Accrued Interest						\$55,029.52
Total Investments						\$36,052,045.81



PFM Asset Management LLC



Managed Account Fair Market Value & Analytics

For the Month Ending December 31, 2014

CITY OF LAKEWOOD - 51260100

Security Type/Description	Dated Date/Coupon/Maturity	CUSIP	Par	Broker	Next Call Date	Market Price	Market Value	Unreal G/L On Cost	Unreal G/L Amort Cost	Effective Duration	Duration to Worst at Mkt	YTM
U.S. Treasury Bond / Note												
US TREASURY NOTES	DTD 01/31/2014 0.375% 01/31/2016	912828B41	1,900,000.00	MERRILL		100.05	1,900,891.10	(1,558.12)	(448.12)	1.08	1.08	0.33
US TREASURY NOTES	DTD 06/02/2014 0.375% 05/31/2016	912828WM8	2,225,000.00	MERRILL		99.94	2,223,609.38	(1,042.96)	(1,143.93)	1.41	1.41	0.42
US TREASURY NOTES	DTD 06/17/2013 0.500% 06/15/2016	912828VG2	140,000.00	MORGANST		100.08	140,109.34	125.75	120.24	1.45	1.45	0.45
US TREASURY NOTES	DTD 06/30/2009 3.250% 06/30/2016	912828KZ2	775,000.00	RBS_SEC		104.08	806,605.28	(36,812.69)	(1,262.52)	1.47	1.47	0.52
US TREASURY NOTES	DTD 06/30/2009 3.250% 06/30/2016	912828KZ2	1,150,000.00	RBS_SEC		104.08	1,196,898.15	(52,424.12)	(1,210.32)	1.47	1.47	0.52
US TREASURY NOTES	DTD 06/30/2009 3.250% 06/30/2016	912828KZ2	1,825,000.00	BNP PAR		104.08	1,899,425.33	(77,420.37)	370.13	1.47	1.47	0.52
US TREASURY NOTES	DTD 08/31/2011 1.000% 08/31/2016	912828RF9	485,000.00	MORGANST		100.75	488,637.50	(2,481.83)	(447.57)	1.64	1.64	0.55
US TREASURY NOTES	DTD 11/30/2011 0.875% 11/30/2016	912828RU6	1,775,000.00	CTTGRP		100.44	1,782,765.63	(5,962.89)	(790.58)	1.90	1.90	0.64
US TREASURY NOTES	DTD 11/30/2011 0.875% 11/30/2016	912828RU6	2,080,000.00	BARCLAYS		100.44	2,089,100.00	(8,775.00)	(2,359.74)	1.90	1.90	0.64
US TREASURY NOTES	DTD 01/03/2012 0.875% 12/31/2016	912828RX0	1,150,000.00	MERRILL		100.38	1,154,312.50	0.00	129.17	1.98	1.98	0.69
US TREASURY NOTES	DTD 03/31/2012 1.000% 03/31/2017	912828SM3	700,000.00	RBC CAP		100.42	702,953.30	(464.67)	(138.44)	2.21	2.21	0.81
US TREASURY NOTES	DTD 05/31/2012 0.625% 05/31/2017	912828SY7	2,000,000.00	CTTGRP		99.43	1,988,593.75	(312.50)	(2,441.83)	2.39	2.39	0.86
US TREASURY NOTES	DTD 07/02/2012 0.750% 06/30/2017	912828TB6	1,400,000.00	MORGANST		99.63	1,394,750.00	(3,828.13)	(3,915.20)	2.47	2.47	0.90
US TREASURY NOTES	DTD 09/30/2010 1.875% 09/30/2017	912828PA2	1,100,000.00	MORGANST		102.34	1,125,694.90	(1,891.04)	1,000.33	2.67	2.67	1.01
US TREASURY NOTES	DTD 12/31/2012 0.750% 12/31/2017	912828UE8	1,100,000.00	BARCLAYS		98.95	1,088,398.30	(2,922.01)	(3,142.48)	2.96	2.96	1.11
Security Type Sub-Total			19,805,000.00				19,982,744.46	(195,770.58)	(15,680.86)	1.88	1.88	0.65

Municipal Bond / Note



PFM Asset Management LLC



Managed Account Fair Market Value & Analytics

For the Month Ending December 31, 2014

CITY OF LAKEWOOD - 51260100

Security Type/Description	Dated Date/Coupon/Maturity	CUSIP	Par	Broker	Next Call Date	Market Price	Market Value	Unreal G/L On Cost	Unreal G/L Amort Cost	Effective Duration	Duration to Worst at Mkt	YTM
Municipal Bond / Note												
UNIV OF CAL TXBL REV BONDS	91412GSW6	125,000.00	BARCLAYS			100.01	125,012.50	12.50	12.50	0.37	0.37	0.50
DTD 10/02/2013 0.528% 05/15/2015												
CA ST DEPT OF WATER TXBL REV BONDS	130660X87	275,000.00	MORGANST			100.23	275,621.50	621.50	621.50	0.91	0.91	0.40
DTD 09/27/2012 0.650% 12/01/2015												
UNIV OF CAL TXBL REV BONDS	91412GSX4	75,000.00	BARCLAYS			100.12	75,087.75	87.75	87.75	1.36	1.36	0.82
DTD 10/02/2013 0.907% 05/15/2016												
UNIV OF CAL TXBL REV BONDS	91412GFX7	100,000.00	JPMCHASE			99.78	99,783.00	(217.00)	(217.00)	1.36	1.36	0.82
DTD 03/14/2013 0.659% 05/15/2016												
Security Type Sub-Total			575,000.00				575,504.75	504.75	504.75	0.93	0.93	0.55
Federal Agency Bond / Note												
FANNIE MAE GLOBAL NOTES	3135G0VA8	610,000.00	CITIGRP			100.10	610,610.00	1,305.40	889.06	1.24	1.24	0.42
DTD 02/15/2013 0.500% 03/30/2016												
FNMA NOTES	3135G0CM3	280,000.00	BARCLAYS			101.02	282,858.24	(1,277.36)	435.18	1.72	1.72	0.66
DTD 08/19/2011 1.250% 09/28/2016												
FNMA NOTES	3135G0CM3	415,000.00	BNP PARL			101.02	419,236.32	(1,991.21)	587.78	1.72	1.72	0.66
DTD 08/19/2011 1.250% 09/28/2016												
FHLB NOTES	3130A2T97	975,000.00	MORGANST			99.73	972,415.28	(390.97)	(798.13)	1.73	1.73	0.65
DTD 08/07/2014 0.500% 09/28/2016												
FEDERAL HOME LOAN BANKS (CALLABLE)	3130A1CR7	695,000.00	GOLDMAN		03/27/15	100.31	697,164.93	(5,473.12)	301.80	0.44	0.24	1.48
DTD 03/27/2014 1.625% 03/27/2017												
FREDDIE MAC GLOBAL NOTES	3137EADJ5	555,000.00	BARCLAYS			99.96	554,791.88	(138.30)	(148.45)	2.53	2.53	1.01
DTD 06/25/2012 1.000% 07/28/2017												
FREDDIE MAC GLOBAL NOTES	3137EADJ5	900,000.00	BARCLAYS			99.96	899,662.50	(277.20)	(285.52)	2.53	2.53	1.01
DTD 06/25/2012 1.000% 07/28/2017												
Security Type Sub-Total			4,430,000.00				4,436,739.15	(8,243.76)	981.72	1.72	1.69	0.87
Corporate Note												
PEPSICO INC GLOBAL NOTES	713448CE6	285,000.00	JPMCHASE			100.05	285,148.77	248.52	187.50	1.14	1.14	0.65
DTD 02/28/2013 0.700% 02/26/2016												
JPMORGAN CHASE & CO GLOBAL NOTES	46623EJ14	800,000.00	JPMCHASE			100.26	802,092.80	3,060.80	2,468.66	1.14	1.14	0.90
DTD 02/26/2013 1.125% 02/26/2016												



PFM Asset Management LLC



Managed Account Fair Market Value & Analytics

For the Month Ending December 31, 2014

CITY OF LAKEWOOD - 51260100

Security Type/Description Dated Date/Coupon/Maturity	CUSIP	Par	Broker	Next Call Date	Market Price	Market Value	Unreal G/L On Cost	Unreal G/L Amort Cost	Effective Duration	Duration to Worst at Mkt	YTM
Corporate Note											
BANK OF NEW YORK MELLON (CALLABLE) DTD 03/06/2013 0.700% 03/04/2016	06406HCG2	270,000.00	GOLDMAN	02/03/16	99.90	269,737.56	(103.14)	(199.53)	1.28	1.17	0.78
BANK OF NEW YORK MELLON (CALLABLE) DTD 03/06/2013 0.700% 03/04/2016	06406HCG2	340,000.00	GOLDMAN	02/03/16	99.90	339,669.52	(129.88)	(251.26)	1.28	1.17	0.78
GLAXOSMITHKLINE CAP INC GLOBAL NOTES DTD 03/18/2013 0.700% 03/18/2016	377372AG2	550,000.00	RBC CAP		100.00	549,973.60	364.10	166.92	1.20	1.20	0.70
APPLE INC GLOBAL NOTES DTD 05/03/2013 0.450% 05/03/2016	037833AH3	200,000.00	GOLDMAN		99.89	199,783.20	145.20	(54.57)	1.33	1.33	0.53
TOYOTA MOTOR CREDIT CORP DTD 05/17/2013 0.800% 05/17/2016	892367AL9	385,000.00	CITIGRP		100.16	385,606.38	764.23	679.34	1.37	1.37	0.68
WELLS FARGO & COMPANY DTD 07/29/2013 1.250% 07/20/2016	94974BFL9	545,000.00	WELLSFAR		100.33	546,807.22	2,330.42	2,083.03	1.53	1.53	1.03
BERKSHIRE HATHAWAY FIN GLOBAL NOTES DTD 08/15/2013 0.950% 08/15/2016	084664BX8	490,000.00	WELLSFAR		100.33	491,613.57	1,873.27	1,754.92	1.60	1.60	0.75
AMERICAN HONDA FINANCE GLOBAL NOTES DTD 10/10/2013 1.125% 10/07/2016	02665WAB7	315,000.00	BARCLAYS		100.46	316,456.56	2,552.76	2,108.72	1.74	1.74	0.86
PEPSICO CORP NOTES DTD 02/28/2014 0.950% 02/22/2017	713448CL0	675,000.00	CITIGRP		99.66	672,718.50	(1,512.00)	(1,725.61)	2.11	2.11	1.11
APPLE INC CORP NOTE DTD 05/06/2014 1.050% 05/05/2017	037833AM2	900,000.00	DEUTSCHE		100.22	902,003.40	2,480.40	2,377.75	2.31	2.31	0.95
JOHN DEERE CAPITAL CORP NOTES DTD 06/12/2014 1.125% 06/12/2017	24422ESN0	560,000.00	HSBC		99.61	557,836.72	(1,900.08)	(1,947.92)	2.40	2.40	1.29
HSBC USA INC DTD 06/23/2014 1.300% 06/23/2017	40434CAA3	300,000.00	HSBC		99.83	299,486.10	(57.90)	(135.97)	2.43	2.43	1.37
CATERPILLAR FINANCIAL SE DTD 08/20/2014 1.250% 08/18/2017	14912L6D8	395,000.00	CITIGRP		99.59	393,371.42	(1,431.08)	(1,454.65)	2.57	2.57	1.41
AMERICAN EXPRESS CREDIT CORP NOTES DTD 09/23/2014 1.550% 09/22/2017	0258M0DR7	200,000.00	DEUTSCHE		100.20	200,391.20	659.20	635.36	2.65	2.65	1.48
Security Type Sub-Total		7,210,000.00				7,212,696.52	9,344.82	6,692.69	1.77	1.76	0.96



PFM Asset Management LLC



Managed Account Fair Market Value & Analytics

For the Month Ending December 31, 2014

CITY OF LAKEWOOD - 51260100

Security Type/Description	Dated Date/Coupon/Maturity	CUSIP	Par	Broker	Next Call Date	Market Price	Market Value	Unreal G/L On Cost	Unreal G/L Amort Cost	Effective Duration	Duration to Worst at Mkt	YTM
Certificate of Deposit												
WESTPAC BANKING CORP NY LT FLOAT CD	961211TWF1	725,000.00	GOLDMAN			100.10	725,732.98	732.98	732.98	0.25	1.29	0.18
DTD 04/17/2014 0.411% 04/15/2016												
RABOBANK NEDERLAND NV NY CD	21684BPV0	900,000.00	GOLDMAN			99.70	897,291.90	(2,708.10)	(2,708.10)	1.34	1.34	0.93
DTD 05/13/2014 0.716% 05/06/2016												
BANK OF NOVA SCOTIA HOUS CD FLOAT	06417HNU7	725,000.00	GOLDMAN			99.83	723,753.00	(809.10)	(930.60)	0.25	1.44	0.39
DTD 06/13/2014 0.418% 06/10/2016												
NORDEA BANK FINLAND NY FLOAT CERT	65558ET57	725,000.00	MERRILL			100.02	725,173.28	173.28	173.28	0.25	1.45	0.41
DEP												
DTD 06/13/2014 0.421% 06/13/2016												
US BANK NA CINCINNATI (CALLABLE) CD	90333VPF1	725,000.00	US BANK		08/11/17	98.95	717,380.25	(6,452.50)	(6,571.78)	2.68	2.68	1.74
DTD 09/11/2014 1.375% 09/11/2017												
Security Type Sub-Total		3,800,000.00					3,789,331.41	(9,063.44)	(9,304.22)	0.97	1.62	0.74
Managed Account Sub-Total		35,820,000.00					35,997,016.29	(203,228.21)	(16,805.92)	1.73	1.79	0.75
Securities Sub-Total		\$35,820,000.00					\$35,997,016.29	(\$203,228.21)	(\$16,805.92)	1.73	1.79	0.75%
Accrued Interest							\$55,029.52					
Total Investments							\$36,052,045.81					



PFM Asset Management LLC



Managed Account Security Transactions & Interest

For the Month Ending December 31, 2014

CITY OF LAKEWOOD - 51260100

Transaction Type		Security Description	CUSIP	Par	Principal Proceeds	Accrued Interest	Total	Realized G/L	Realized G/L	Sale
Trade	Settle							Cost	Amort Cost	Method
BUY										
12/02/14	12/03/14	US TREASURY NOTES	912828UEB	1,100,000.00	(1,091,320.31)	(3,497.28)	(1,094,817.59)			
		DTD 12/31/2012 0.750% 12/31/2017								
12/05/14	12/09/14	US TREASURY NOTES	912828RX0	1,150,000.00	(1,154,312.50)	(4,429.69)	(1,158,742.19)			
		DTD 01/03/2012 0.875% 12/31/2016								

Transaction Type Sub-Total 2,250,000.00 (2,245,632.81) (7,926.97) (2,253,559.78)

INTEREST											
12/01/14	12/01/14	CA ST DEPT OF WATER TXBL REV BONDS		13066KX87	275,000.00	0.00	893.75			893.75	
		DTD 09/27/2012 0.650% 12/01/2015									
12/10/14	12/10/14	BANK OF NOVA SCOTIA HOUS CD FLOAT		06417HMLU7	725,000.00	0.00	757.98			757.98	
		DTD 06/13/2014 0.418% 06/10/2016									
12/12/14	12/12/14	JOHN DEERE CAPITAL CORP NOTES		24422ESN0	560,000.00	0.00	3,150.00			3,150.00	
		DTD 06/12/2014 1.125% 06/12/2017									
12/15/14	12/15/14	NORDEA BANK FINLAND NY FLOAT CERT DEP		65558ET57	725,000.00	0.00	758.90			758.90	
		DTD 06/13/2014 0.421% 06/13/2016									
12/15/14	12/15/14	US TREASURY NOTES		912828VG2	140,000.00	0.00	350.00			350.00	
		DTD 06/17/2013 0.500% 06/15/2016									
12/23/14	12/23/14	HSBC USA INC		40434CAA3	300,000.00	0.00	1,950.00			1,950.00	
		DTD 06/23/2014 1.300% 06/23/2017									
12/31/14	12/31/14	US TREASURY NOTES		912828KZ2	1,150,000.00	0.00	18,687.50			18,687.50	
		DTD 06/30/2009 3.250% 06/30/2016									
12/31/14	12/31/14	US TREASURY NOTES		912828KZ2	1,825,000.00	0.00	29,656.25			29,656.25	
		DTD 06/30/2009 3.250% 06/30/2016									
12/31/14	12/31/14	US TREASURY NOTES		912828KZ2	775,000.00	0.00	12,593.75			12,593.75	
		DTD 06/30/2009 3.250% 06/30/2016									
12/31/14	12/31/14	US TREASURY NOTES		912828UE8	1,100,000.00	0.00	4,125.00			4,125.00	
		DTD 12/31/2012 0.750% 12/31/2017									
12/31/14	12/31/14	US TREASURY NOTES		912828RX0	1,150,000.00	0.00	5,031.25			5,031.25	
		DTD 01/03/2012 0.875% 12/31/2016									
12/31/14	12/31/14	US TREASURY NOTES		912828TB6	1,400,000.00	0.00	5,250.00			5,250.00	
		DTD 07/02/2012 0.750% 06/30/2017									



PFM Asset Management LLC



Managed Account Security Transactions & Interest

For the Month Ending December 31, 2014

CITY OF LAKEWOOD - 51260100

Transaction Type	Trade	Settle	Security Description	CUSIP	Par	Principal Proceeds	Accrued Interest	Total	Realized G/L Cost	Realized G/L Amort Cost	Sale Method
Transaction Type Sub-Total					10,125,000.00	0.00	83,204.38	83,204.38			
SELL											
12/01/14	12/03/14		GENERAL ELEC CAP CORP GLOBAL NOTES	36962G5M2	200,000.00	200,362.00	1,720.00	202,082.00	(1,816.00)	277.01	SPEC LOT
			DTD 01/09/2012 2.150% 01/09/2015								
12/01/14	12/03/14		PHLB (EX-CALLABLE) GLOBAL NOTES	3130A0GK0	725,000.00	726,160.00	1,155.47	727,315.47	1,377.50	1,277.11	SPEC LOT
			DTD 12/30/2013 0.375% 12/30/2015								
12/05/14	12/09/14		US TREASURY NOTES	912828PS3	510,000.00	520,100.39	3,630.98	523,731.37	(6,394.92)	203.29	SPEC LOT
			DTD 01/31/2011 2.000% 01/31/2016								
12/05/14	12/09/14		BANK OF NEW YORK MELLON (CALLABLE)	06406HCD9	200,000.00	200,380.00	178.89	200,558.89	586.00	440.46	SPEC LOT
			DTD 10/25/2012 0.700% 10/23/2015								
12/05/14	12/09/14		JOHN DEERE CAPITAL CORP GLOBAL NOTES	24422ERS0	325,000.00	326,074.78	1,372.22	327,447.00	1,162.53	1,091.22	SPEC LOT
			DTD 06/29/2012 0.950% 06/29/2015								
12/05/14	12/09/14		JOHN DEERE CAPITAL CORP	24422ERV3	125,000.00	125,288.50	230.90	125,519.40	373.50	309.58	SPEC LOT
			DTD 09/07/2012 0.700% 09/04/2015								
Transaction Type Sub-Total					2,085,000.00	2,098,365.67	8,288.46	2,106,654.13	(4,711.39)	3,598.67	
Managed Account Sub-Total						(147,267.14)	83,565.87	(63,701.27)	(4,711.39)	3,598.67	
Total Security Transactions						(147,267.14)	\$83,565.87	(63,701.27)	(4,711.39)	\$3,598.67	



PFM Asset Management LLC

D I V I D E R S H E E T

Public Hearings

COUNCIL AGENDA

January 27, 2015

TO: The Honorable Mayor and City Council

SUBJECT: 2014 General Plan Annual Progress Report

INTRODUCTION

The 2014 General Plan Annual Progress Report is submitted to the City Council for its review, after which it will be submitted to the Department of Housing and Community Development and to the Governor's Office of Planning and Research as required by state law. Lakewood's General Plan is a State-mandated document which plans the framework for the City's physical, social, and economic development for up to thirty years into the future. The City of Lakewood Comprehensive General Plan was adopted on November 12, 1996, and includes the Policy Document, the Technical Background Report, and the Master Environmental Impact Report (MEIR). The Annual Progress Report is required to discuss the progress made towards allowing for the development of housing as specified by the Regional Housing Needs Assessment (RHNA) as well as overall implementation of the general plan.

Government Code Section 65400 requires local planning agencies to submit an annual progress report on the status of the General Plan and progress in its implementation to the local legislative body, the Governor's Office of Planning and Research (OPR), and Department of Housing and Community Development (HCD). The attached General Plan Annual Progress Report was presented to the Planning and Environment Commission on January 8, 2015 for review. The report will be submitted to OPR and HCD after it is reviewed by the City Council. The General Plan Annual Progress Report must be submitted to the HCD by April 1 of each year as required by HCD. Government Code Section 65400.(a).(2).(B) requires that the General Plan Annual Progress Report be considered at an annual public meeting before the legislative body where members of the public are afforded opportunity to provide oral testimony and written comments. This public hearing provides that opportunity and satisfies the requirements of HCD.

STATEMENT OF FACTS

Following its adoption in 1996, the City Council has annually reviewed and approved the General Plan Annual Progress Report prior to forwarding those reports to OPR and HCD. Government Code Section 65400(b) requires annual progress reports to span calendar years as opposed to the fiscal year reporting period. The April 1 submittal deadline is intended to afford sufficient time for local agencies to complete the progress report for the preceding calendar year.

The MEIR for the General Plan provides the basis for the preparation of subsequent environmental documents for most projects that are consistent with the General Plan. The MEIR reduces the costs and time involved in the environmental review of projects that are consistent with the General Plan, and it establishes thresholds, or criteria for significance, to evaluate further projects. Implementation of the General Plan has been successful to date, and it is expected to continue to be the distinct planning tool

for the future. Some technical data became dated requiring reconfirmation of the MEIR. A Master Environmental Assessment (MEA) was prepared and found that the MEIR base conditions did not require any revisions. In 2007, the City Council adopted Resolution No. 2007-54 approving the MEA.

RECOMMENDATION

The Planning and Environment Commission recommends that the City Council receive and file the 2014 General Plan Annual Progress Report and direct staff to submit the same to the Department of Housing and Community Development and to the Governor's Office of Planning and Research.

Sonia Dias Southwell, AICP
Director of Community Development

Howard L. Chambers
City Manager



The City of Lakewood

2014 General Plan Annual Progress Report

INTRODUCTION

Government Code Section 65400(b) requires local planning agencies to provide an annual progress report to the legislative body on the status of the General Plan and the progress of its implementation. The purpose of the annual progress report is to:

- Provide enough information to allow local legislative bodies to assess how the General Plan is being implemented in accordance with adopted goals, policies, and implementation measures.
- Provide enough information to identify necessary course adjustments or modifications to the General Plan as a means to improve local implementation.
- Provide a clear correlation between land use decisions which have been made during the 12-month reporting period and the goals, policies, and implementation measures contained in the General Plan.
- Provide information regarding local agency progress in meeting its share of regional housing needs and local efforts to remove governmental constraints to the development of housing (as defined in §65584 and §65583(c)(3)).

In November 1996, the Lakewood City Council adopted the update to the City of Lakewood Comprehensive General Plan. A general plan is a State-mandated document which a city uses to plan the framework for its physical, social and economic development for about 30 years into the future. The City of Lakewood General Plan is comprised of seven State-mandated elements and three optional elements. Lakewood's General Plan elements are as follows:

- | | | |
|----------------|---|----------------------------|
| - Land Use | - Open Space | - Air Quality (2) |
| - Circulation | - Noise | - Economic Development (2) |
| - Housing (1) | - Safety | |
| - Conservation | - Recreation and Community Services (2) | |

- (1) Lakewood's current Housing element was adopted by the City Council on August 13, 2013 and was certified by the Department of Housing and Community Development on October 9, 2013.
- (2) Optional general plan element.

Section 65400, et seq. of State law requires that an annual report be presented to the local legislative body, the Governor's Office of Planning and Research, and the Department of Housing and Community Development. Furthermore, Government Code Section 65400 requires that the annual progress report "be considered at an annual public meeting before the legislative body where members of the public shall be allowed to provide oral testimony and written comments." This report is for the review period of January 1, 2014 through December 31, 2014.

IMPLEMENTATION STATUS OF THE ELEMENTS

Land Use Element

Lakewood is primarily a “bedroom community” with most of its land devoted to residential uses and only a very small percentage of land area zoned for commercial, industrial, and other land uses. Lakewood is approximately 99% built-out. Development activity in Lakewood’s residential, commercial, and industrial areas is discussed in greater detail below.

Residential Development

A goal of the Land Use Element is to preserve and enhance Lakewood’s desirable residential character. Over the past several years residential building activity has been significantly reduced due to the nation’s depressed economy. Until recently, the overall negative outlook on the housing market has been a major factor attributed to the continuing decline in residential construction.

Following the elimination of redevelopment agencies in California, the disposition and development of four properties under Lakewood’s Scattered Lot Acquisition Program are now controlled by the Lakewood Housing Successor Agency. Requests for development proposals will be released at a future date. Combined, these properties could yield a minimum of 32 homes that are within the economic means of a broader segment of the population.

There were no new residential units added to Lakewood’s housing inventory during 2014. As noted above however, the outlook on new housing has led to the proposal of new rental and for-sale housing in the region. In Lakewood, there are several multi-family residential projects in the planning phase or now under construction, which could result in 120 new dwelling units. Table 1 below describes the type and location of each of these projects.

Table 1: Residential Units Planned or Under Construction during 2014

Project Address	Units to be Constructed	Units to be Demolished	Net Gain of Units	Type of Project
11614 205 th Street	2	1	+1	New Duplex
11656-58 215 th Street	1	0	+1	New 2 nd Unit
11609 216 th Street	3	0	+3	3-Unit Condo Project
20937 Bloomfield Avenue	22	0	+22	22-Unit Apartments
20721-20741 Elaine Avenue	21	0	+21	21-Unit Condo Project
3014 South Street (1)	72	0	+72	72-Unit Condo Project
Total of currently planned housing units			120	

(1) “Canvas” by Lyon Homes is under construction.

The better condition of Lakewood’s housing stock and quality of life are important factors that homebuyers take into consideration when purchasing in Lakewood as demonstrated by the City’s consistently low vacancy rates. Being generally located in the middle of a large metropolitan area, Lakewood’s home prices are partially influenced by the cost of housing in the region. Following the recession of the 1990’s, median home prices continued to rise along with home prices throughout the region, county, and state. In 1996, the year of the General Plan update, the median home price in

Lakewood was approximately \$159,000 when the General Plan was updated and continued to rise until its peak in July 2006 at \$550,000. By 2011 Lakewood's median home price had dropped to a low of \$352,500, but by end of 2014 median home prices had rebounded up to \$456,000.

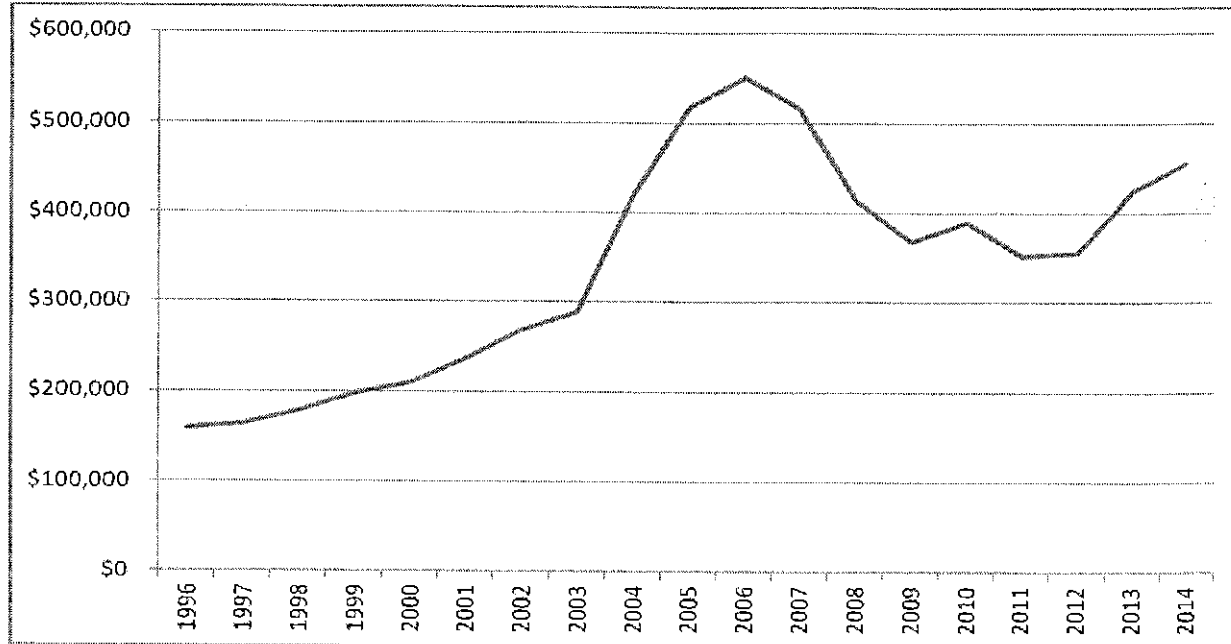
As noted above, Lakewood's residential vacancy rate has generally remained stable since the General Plan was updated. There has been some increase in vacancy rates over the past three years while the median price for a single-family home shown positive growth since 2011. This is expected to be a temporary increase in vacancy rates because of the housing crisis and the resulting home foreclosures. As the overall economy continues to improve and unemployment rates fall, the vacancy rate is expected to return to previous lower levels. Table 2 and Chart 1 below illustrate Lakewood's vacancy rates and median home prices:

Table 2: Vacancy Rates and Median Home Prices in Lakewood as of December 2014

Year	Vacancy Rate (1)	Median Home Price (2)
January 1996	2.59%	\$159,000
January 1997	2.58	164,000
January 1998	2.58	178,500
January 1999	2.58	197,900
January 2000	2.59	210,000
January 2001	1.67	236,500
January 2002	1.67	268,957 (3)
February 2003	1.67	288,500
May 2004	1.67	420,000
July 2005	1.67	517,000
February 2006	1.67	550,000
February 2007	1.67	515,000
January 2008	1.67	414,500
January 2009	1.67	367,500
January 2010	1.67	390,000
January 2011	1.67	352,500
January 2012	3.38	356,250
January 2013	3.4	425,000
January 2014	3.4	456,000 (4)

Sources: (1) State of California, Department of Finance, *E-5 Population and Housing Estimates for Cities, Counties, and the State, January 2011-2014, with 2010 Benchmark*. Sacramento, California, May 2014. Years previous to current year are DOF historical data. (2) California Association of Realtors. (3) Average provided by GRC Associates study, October 21, 2002. (4) DQ News, December 2014.

Chart 1: Lakewood's Median Home Prices



Source: California Association of Realtors, DQ News

Through 2006 many property owners made home improvements and built room additions by taking advantage of higher median home prices and low interest rates. The recession significantly reduced building activity as owners avoided major home improvement expenditures. The impact of the recession is evident in the number of residential building permits issued each year for the past several years. However there has been an increase of residential building permits over the past three years.

Table 3: Residential Building Permits Issued by Fiscal Year

Fiscal Year	Number of Building Permits Issued
1995-1996	1,267
1996-1997	1,180
1997-1998	1,255
1998-1999	1,248
1999-2000	1,195
2000-2001	1,265
2001-2002	1,400
2002-2003	1,664
2003-2004	1,735
2004-2005	1,904
2005-2006	1,783
2006-2007	1,462
2007-2008	1,308
2008-2009	901
2009-2010	885
2011-2012	867
2012-2013	868
2013-2014	976

Source: City of Lakewood Community Development Department

Commercial and Industrial Development

A goal of the Land Use Element is to preserve Lakewood's residential character. A critical component necessary to maintain this theme is to provide a commercial component for the convenience and enjoyment of residents. Commercial activity supplies the economic resources needed to provide critical services. Thus, economic development and commercial land investment activities continue to be a high priority in Lakewood. Despite the recession, there are several commercial projects that have been approved by the City and which are in plan check, under construction, or which have been completed.

Table 4 below is a list of commercial and industrial-related projects consisting of tenant improvements greater than 5,000 square feet or which are new buildings or building additions. In 2014 the Laborer's Training School opened which provides skilled labor training and retraining. TFC Manufacturing will expand their operations by taking over a vacant building at 4001 Watson Plaza Drive. TFC will still utilize their original location on Bixby Road. These activities are in support of the economic goals contained within the Land Use Element by encouraging the expansion and reuse of commercial and manufacturing activities in Lakewood.

Table 4: Selected Commercial and Industrial-Related Activity in 2014

Project Name	Site Address	Project Size*	Project Status
Commercial Activity			
YMCA expansion and remodel	5835 Carson Street	20,035 sq. ft. – BA	Under Construction
Stonefire Grill	4325 Del Amo Boulevard	8,000 sq. ft. – BA	Under Construction
AT&T Wireless store	5252 Lakewood Boulevard	4,539 sq. ft. – BA	Under Construction
Destination XL (DXL)	4439 Candlewood Street	7,539 sq. ft. – TI	Project Complete
Applebee's	4935 Graywood Avenue	5,351 sq. ft. – NB	Project Complete
Daiso	5428 Woodruff Avenue	8,976 sq. ft. – TI	Project Complete
Tuesday Morning	5432 Woodruff Avenue	15,944 sq. ft. – TI	Project Complete
Forever 21	326 Lakewood Center	80,000 sq. ft. – TI	In Plan Check
Industrial-Related Activity			
TFC Manufacturing	4001 Watson Plaza Drive	57,600 sq. ft. – TI	Planning Phase
Laborer's Training School	3901 Paramount Boulevard	94,000 sq. ft. site	Project Complete

*BA = Building Addition, NB = New Building, TI = Tenant Improvement.

Land Use and Flood Zones

Government Code Section 65302 requires an annual review of the land use element for those areas subject to flooding identified by flood plain mapping prepared by the Federal Emergency Management Agency (FEMA) or the State Department of Water resources (DWR). Lakewood refers to the Flood Insurance Rate Maps (FIRMs) from FEMA.

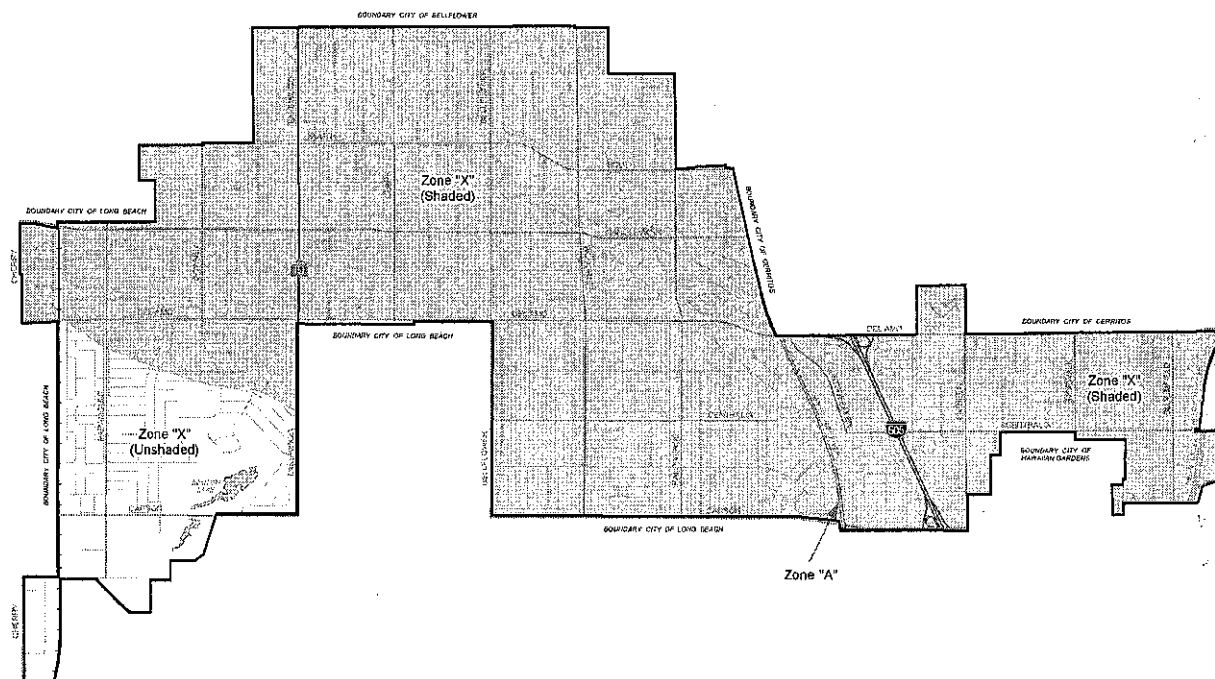
The flood risk for Lakewood is generally low because nearly the entire City is included in FEMA Flood Zone X which includes areas protected from the 100-year flood by levees and other flood control structures, and areas where the 100-year flood depth is less than one foot. A small portion of Lakewood, located entirely within the banks of the San Gabriel River, is designed as Zone A; an area subject to inundation in the 1% annual chance flood. The area within the banks of the San Gabriel River is within Flood Zone A. This same area is zoned as O-S (Open Space) by the City and residential

development is prohibited within this area in any case. FEMA's flood zone classification has two subcategories for Zone X:

1. Zone X (shaded area on FIRM): Areas of 0.2% annual chance flood; areas of 1% annual flood with average depths less than one foot or with drainage areas less than one square mile; and areas protected by levees from 1% annual flood.
2. Zone X (unshaded area on FIRM): Areas determined to be outside the 0.2% annual flood.

Nearly all of Lakewood is within Flood Zone X as shown in Figure 1 below. The 1% annual chance flood, which is also known as the 100-year flood, means that there is a 1% chance each year of a flood of this severity or greater. Statistically, a 1% annual chance flood has about a 26% chance of occurring in a 30-year time period. The 0.2% annual flood, which is also known as the 500-year flood, means that there is a 0.2% chance each year of a flood of this severity or greater. Statistically, a 0.2% annual chance flood has nearly a 6% chance of occurring in a 30-year time period. The Zone X (shaded area) area includes almost the entire City, except for a small area in the southwest corner of the City, which is designated as Zone X (unshaded area) and the area within the banks of the San Gabriel River (Zone A).

Figure 1: FEMA Floodplain Designations for Lakewood



Circulation Element

The focus of the Circulation Element is to promote the efficient movement of people and goods. Accordingly, Lakewood continues to make improvements to its system of streets and roadways as it carries out the goals of the Circulation Element. There are 143 miles of residential streets in the City. As of February 2013, all residential streets had been resurfaced over a 12-year period. Replacement of

damaged curb, gutter, and sidewalk was also completed as part of these repaving projects.” Five industrial streets near Long Beach Airport were repaved in 2013. Lakewood’s standard roadway width for Local Streets is 60 feet. The Municipal Code establishes the criteria for roadway dedications. During 2014 there was one road dedication that was completed in conjunction with the 72-unit condominium which is being constructed at 3014 South Street. That road dedication was for a truncated corner at the northwest corner of that site.

Housing Element

The purpose of the Housing Element is to identify and make provisions for existing and projected housing needs. The Housing Element is an official policy statement with regards to the types and quantities of housing to be provided, it analyzes existing housing conditions in light of the constraints that are faced by the housing market, and it identifies opportunities for improving and expanding Lakewood’s housing supply. Lakewood’s current Housing Element was adopted on August 13, 2013 and was certified by Housing and Community Development (HCD) on October 9, 2013. To help accommodate regional population growth, the Southern California Association of Governments (SCAG) periodically assigns a Regional Housing Needs Assessment (RHNA) figure to each local jurisdiction. Lakewood’s share of the RHNA is 403 dwelling units.

The current Housing Element includes a section on Housing Production Programs. One of the programs is the Density Bonus program. In 2004, the City adopted the Density Bonus ordinance according to the State law in effect at that time. However, subsequent revisions to State Density Bonus law have occurred, making the Density Bonus obsolete. During the review and approval process of Lakewood’s 2013-2021 Housing Element, the Department of Housing and Community Development (HCD) identified the need for the City’s density bonus regulations to be updated to conform to the State density bonus law. On October 28, 2014, the City Council adopted a new density bonus ordinance, thereby bringing the Lakewood Municipal Code (LMC) into compliance with State law. The ordinance repealed obsolete density bonus language and replaced it with language that references State law.

The density bonus ordinance is contained in the LMC, which is available on the City’s website and at the Community Development Department counter. Density Bonus information will also be distributed along with formal solicitations (Requests for Proposals) for developers and in discussion with both developers and non-profit organizations in conjunction with the development of City-owned properties in the M-F-R zone.

Following the implementation of SB 375, the planning cycle for housing elements throughout California was restructured. The current RHNA planning cycle for this region covers an eight-year period from October 1, 2013 to September 30, 2021. The current Housing Element has demonstrated that there is sufficient capacity to accommodate 403 dwelling units as assigned by the RHNA process. No general plan amendments are necessary during this RHNA planning cycle with respect to density or residential land uses in order to accommodate the new RHNA number. The Land Use Element section of this report contains information relating to the number of dwelling units that were completed during this reporting period. The tables below shows the distribution of the units based on income category for Lakewood’s RHNA allocation.

To identify how much of a household's income may be used towards rent or mortgage, households are categorized based on their percentage of median household income. According to the 2010 U.S. Census, Lakewood's median household size is 2.58 (rounded up to three persons). HCD State Income Limits for 2014 (<http://www.hcd.ca.gov/hpd/hrc/rep/state/inc2k14.pdf>) specifies that the median income for a four-person household in Los Angeles County is \$64,800. This figure is based on federal income limits published in December 2013 by the U.S. Department of Housing and Urban Development (HUD).

Next, the income threshold of each income category is defined as a percentage of the Category Median (30, 50, 60, 70, and 110%) and adjusted by HCD to reflect the annual income of that income category. The adjusted income is then multiplied by .3 to determine the percentage of income available for rent or mortgage, and then divided by 12 months to determine the maximum amount available for monthly rent or mortgage. This information is then used to classify new residential projects described in Tables 5A-5C below into the different income categories.

Table 5A: Lakewood's RHNA Allocation Plan: 2014-2021

Category	Number of Households	Percentage
Very Low Income	107	26.6%
Low Income	63	15.6%
Moderate Income	67	16.6%
Above Moderate Income	166	41.2%
Total	403	100%

Source: Lakewood 2013-2021 Housing Element

Table 5B: Affordable Housing Costs - Rental

Income category (figured for a four-person household)	% of median income for each category	Adjusted annual income	30% of income used for rent (annual)	30% of income used for rent (monthly)
Extremely Low	30%	\$25,600.00	\$7,680.00	\$640.00
Very Low Income	50%	\$42,700.00	\$12,810.00	\$1,067.50
Lower Income	60%	\$68,300.00	\$20,490.00	\$1,707.50
Moderate Income	110%	\$77,750.00	\$23,325.00	\$1,943.75
Category Median (unadjusted)		\$64,800.00		

Table 5C: Affordable Housing Costs - Ownership

Income category (figured for a four-person household)	% of median income for each category	Adjusted annual income	30% of income used for mortgage (annual)	30% of income used for mortgage (monthly)
Extremely Low	30%	\$25,600.00	\$7,680.00	\$640.00
Very Low Income	50%	\$42,700.00	\$12,810.00	\$1,067.50
Lower Income (1)	70%	\$68,300.00	\$20,490.00	\$1,707.50
Moderate Income (2)	110%	\$77,750.00	\$27,212.50	\$2,267.71
Category Median (unadjusted)		\$64,800.00		

Table 5C Notes

(1) Lower income exceeding median income is an anomaly just for Los Angeles County due to HUD historical high cost adjustments to median incomes. Household lower income figures are derived based on very-low income figures not adjusted by HUD to account for any exceptions.

(2) The moderate income category is calculated at 35% of adjusted annual income in Table 5C.

In 2007, Government Code Section 65400 was amended by establishing new regulations that require a greater detail in reporting on the Housing Element. The rules require each city to report on its efforts towards meeting RHNA goals. HCD completed the rulemaking process and the final regulatory package was approved by the Office of Administrative Law and became effective on March 27, 2010.

The reporting regulations require information on the Housing Element be prepared and submitted in a specific format as prescribed by HCD (see Tables A through C below). The Annual Progress Report must include information such as comprehensive data for each new housing development including household income level, density, and whether government assistance or special programs were used in development of each project. The planning period for the current Housing Element is from October 15, 2013 to October 2021. Three dwelling units were completed in August 2013 and were reported under the previous housing element cycle. No dwelling units have been completed during the current 2014 planning period and therefore are not reported on Tables A, A1, A2, A3, and B below. As noted in Table 1 above, there are several multi-family residential projects in the planning phase or now under construction in Lakewood that could yield 120 new dwelling units.

Table A – Annual Building Activity Report Summary – New Construction. This table summarizes the location, category, tenure, number of affordable dwelling units by household income, whether an assistance program provided funding for certain affordable units, and whether deed restrictions are in place for the preservation of those affordable units completed during the reporting year.

Table A2 - Annual Building Activity Report Summary – Units Rehabilitated, Preserved, and Acquired. This table tracks those dwelling units where the local jurisdiction has included a program in its housing element to rehabilitate, preserve, or acquire units to accommodate a portion of its RHNA which meet the specific criteria as outlined in GC Section 65583.(c)(1). This typically applies to jurisdictions that will not have adequate zoning to fully accommodate their RHNA and does not apply to Lakewood.

Table A3 – Annual Building Activity Report Summary for Above Moderate-Income Units. This table summarizes the number of above moderate-income units completed during the reporting year but does not include those units reported on Table A.

Table B - Regional Housing Needs Allocation Progress. This table summarizes the progress made during each year of the RHNA period for the various income categories. Each year this table is updated with the previous year's development activity to show progress towards reaching the RHNA goal. Blank spaces are intentional as they are part of the source spreadsheet. It should be noted that Table B reflects housing production during the October 15, 2013 to October 2021 housing element cycle and shows a RHNA allocation of 403 dwelling units.

Table C - Program Implementation Status. This table describes the implementation status of those programs which support Lakewood's Housing Element.

(CCR Title 25 §6202)

Table A

Housing Development Information										Housing with Financial Assistance and/or Deed Restrictions		Housing without Financial Assistance or Deed Restrictions	
1	2	3	4				5	5a	6	7	8		
Project Identifier (may be AIA No., project name or address)	Unit Category	Tenure R- Renter O- Owner	Affordability by Household Incomes			Total Units per Project	Est. # Infill Units*	Assistance Programs for Each Development	Deed Restricted Units	See instructions	Note below the number of units determined to be affordable without financial or deed restrictions and attach an explanation how the jurisdiction determined the units were affordable. Refer to instructions		
			Very Low Income	Low Income	Moderate Income							Above Moderate Income	
None													
(9) Total of Moderate and Above Moderate from Table A3			▲	0	0	0	0						
(10) Total by income Table A/A3			▲	▲									
(11) Total Extremely Low-Income Units*			0										

* Note: These fields are voluntary

ANNUAL ELEMENT PROGRESS REPORT

Housing Element Implementation

(CCR Title 25 §6202)

Jurisdiction City of Lakewood
Reporting Period 1/1/2014 - 12/31/2014

Table A2

Annual Building Activity Report Summary - Units Rehabilitated, Preserved and Acquired pursuant to GC Section 65583.1(c)(1)

Please note: Units may only be credited to the table below when a jurisdiction has included a program it its housing element to rehabilitate, preserve or acquire units to accommodate a portion of its RHNA which meet the specific criteria as outlined in GC Section 65583.1(c)(1)

Activity Type	Affordability by Household Incomes				(4) The Description should adequately document how each unit complies with subsection (c)(7) of Government Code Section 65583.1
	Extremely Low Income	Very Low Income	Low Income	TOTAL UNITS	
(1) Rehabilitation Activity	0	0	0	0	n/a
(2) Preservation of Units At-Risk	0	0	0	0	n/a
(3) Acquisition of Units	0	0	0	0	n/a
(5) Total Units by Income	0	0	0	0	

* Note: This field is voluntary

ANNUAL ELEMENT PROGRESS REPORT

Housing Element Implementation

(CCR Title 25 §6202)

Jurisdiction City of Lakewood
Reporting Period 1/1/2014 - 12/31/2014

Table A3

Annual building Activity Report Summary for Above Moderate-Income Units
(not including those units reported on Table A)

	1. Single Family	2. 2 - 4 Units	3. 5+ Units	4. Second Unit	5. Mobile Homes	6. Total	7. Number of infill units*
No. of Units Permitted for Moderate	0	0	0	0	0	0	0
No. of Units Permitted for Above Moderate	0	0	0	0	0	0	0

* Note: This field is voluntary

ANNUAL ELEMENT PROGRESS REPORT

Housing Element Implementation

(CCR Title 25 §6202)

Jurisdiction City of Lakewood
Reporting Period 1/1/2014 12/31/2014

Table B

Regional Housing Needs Allocation Progress

Permitted Units Issued by Affordability

Enter Calendar Year starting with the first year of the RHNA allocation period. See Example.		Oct. 15, 2013	2014	2015	2016	2017	2018	2019	2020	October, 2021	Total Units to Date (all years)	Total Remaining RHNA by Income Level
Income Level	RHNA Allocation by Income Level	Year 1	Year 2	Year 3	Year 4	Year 5	Year 6	Year 7	Year 8	Year 9		
Very Low	Deed	0	0									107
	Restricted Non-Deed restricted	0	0									
Low	Deed	0	0									63
	Restricted Non-Deed restricted	0	0									
Moderate	Deed	0	0									67
	Restricted Non-Deed restricted	0	0									
Above Moderate		0	0									168
Total RHNA by COG. Enter allocation number.												403
Total Units												403
Remaining Need for RHNA Period												

Note: units serving extremely low-income households are included in the very low-income permitted units totals.

Jurisdiction	City of Lakewood
Reporting Period	1/1/2014 - 12/31/2014

ANNUAL ELEMENT PROGRESS REPORT ***Housing Element Implementation***

(CCR Title 25 §6202)

Table C

Program Implementation Status

Program Description (By Housing Element Program Names)	Describe progress of all programs including local efforts to remove governmental constraints to the maintenance, improvement, and development of housing as identified in the housing element.	Housing Programs Progress Report - Government Code Section 65583.
Name of Program	Objective	Timeframe in H.E.
Housing Preservation and Improvement	These programs address affordability, conditions, quantity, and accessibility for preserving and improving housing.	Annual
Housing Production Program	Programs that encourage and promote housing production.	Annual
Housing Assistance Program	Provides affordable housing through assistance programs to offset impacts from inability to construct housing.	Annual
Units At-Risk Preservation Programs	Preserves low income use of existing at-risk units.	Annual
Special Housing Needs	Provides for fair housing and short term urgent housing.	Annual
Housing Information	Inform and promote use of Lakewood housing programs.	Annual
		Ongoing.
		Ongoing.
		Ongoing.
		Ongoing.
		Ongoing.
		Ongoing.

Conservation Element

The Conservation Element focuses on the protection and management of local resources, including water for domestic use. The Conservation Element also addresses solid waste reduction and recycling. The City continues to reduce its solid waste stream in compliance with Assembly Bill 939. This is being accomplished through various recycling programs and public education.

Lakewood purchases recycled (reclaimed) water from the City of Cerritos, which in turn receives its supplies from the Los Angeles County Sanitation District Los Coyotes Reclamation Plant. That facility de-chlorinates and pumps the recycled water into the recycled water distribution system owned by Cerritos. The recycled water is used for landscape irrigation at various parks and facilities in Lakewood. The City's Department of Water Resources primarily serves the western part of the City while the Golden State Water Company serves the eastern part of the City.

The data in this report reflects water usage for only the Department of Water Resources service area. Since adoption of the General Plan, recycled water usage ranges from 352 to 580 acre-feet each year. During the same period domestic water usage saw a net reduction of 699 acre-feet from 9,157 to 8,458 acre-feet. The reduction in water use throughout the City's service area is due to a combination of causes, including reductions in response to recurring drought conditions. On January 17, 2014, the Governor declared a state of emergency due to drought conditions. To reduce water consumption, the City implemented several programs to encourage conservation including a water-conserving device rebate program which is the cornerstone of the plan. As most water use for Lakewood's residential community is used for landscaping or other outdoor use (about 70%), the weather plays a significant factor in water demand. Table 6 below shows the amount of water used.

Table 6: Annual Water Usage

Fiscal Year	Recycled Water (Acre feet)	% Change From Previous Year	Domestic Water (Acre feet)	% Change From Previous Year
1995-1996	399	-	9,157	-
1996-1997	496	24.31%	9,446	3.15%
1997-1998	367	-26.01%	8,613	-8.81%
1998-1999	421	14.71%	8,913	3.48%
1999-2000	477	13.3%	9,167	2.85%
2000-2001	404	-15.3%	8,758	-4.46%
2001-2002	444	9.9%	9,239	5.49%
2002-2003	441	-0.68%	9,024	-2.33%
2003-2004	422	-4.34%	9,494	5.21%
2004-2005	352	-16.45%	8,869	-6.58%
2005-2006	374	6.04%	9,234	4.11%
2006-2007	463	24.01%	9,965	7.92%
2007-2008	457	1.4%	9,472	-4.95%
2008-2009	401	-12.35%	8,679	-8.37%
2009-2010	444	10.7%	8,158	-6.38%
2010-2011	439	-1.35%	7,752	-4.98%
2011-2012	473	7.85%	8,061	3.98%
2012-2013	524	10.78%	8,219	1.96%
2013-2014	580	10.77%	8,458	2.91%

Source: City of Lakewood Department of Water Resources

The Lakewood Department of Water Resources implemented a water conservation rebate program, which encourages the installation of water saving irrigation devices by residential customers in the City's service area. The Golden State Water Company (GSWC) funds a rebate program through the Metropolitan Water District which is available to GSWC customers in eastern portions of Lakewood. City of Lakewood Department of Water Resources single-family residential customers are eligible to receive credit on their water bill for the installation of approved outdoor water conservations devices. Residents can apply for rebates for sprinkler heads, drip irrigation devices, water saving irrigation timers and limited turf removal.

As part of the Clean Water Act, the National Pollutant Discharge Elimination System (NPDES) requires local agencies to reduce pollutant levels in storm water runoff through the implementation of policies and programs. While the implementation of the mandated Standard Urban Stormwater runoff Mitigation Plan (SUSMP) may create constraints due to costs associated with implementation, it does not appear to have a significant impact on development activity of the type that is subject to these regulations.

Street sweeping takes place weekly and the City continues to make oil-recycling kits available to its residents. The City also accepts old and used batteries for recycling, which diverts batteries from landfills. Lakewood also advises residents of special recycling event opportunities, such as e-waste and household hazardous material collection events. Government Code Section 65302 requires cities to amend the conservation elements of their general plan upon the next revision of the housing element. The next cycle for which the City will update its housing element will be in 2021. The update to the Conservation Element will occur at that time.

Open Space Element

Among the amenities that make Lakewood a desirable place to live are its outstanding park system, equestrian center, and the Centre at Sycamore Plaza, which is used for social and business events. Listed below are notable Open Space projects started or completed in 2014.

Home Run Dog Park

Home Run Dog Park is located at the northern edge of Ryerson Park at 20601 Studebaker Road. The two-acre facility is located at the southwest corner of Studebaker Road and Del Amo Boulevard. The facility includes separate fenced areas for both large and small dogs. The grand opening for this park was in October 2014. Home Run Dog Park is open seven days a week.

San Martin Park

San Martin Park is located at 5231 Ocana Avenue. After decades of use, the pumpkin carriages at this park had aged significantly. New play equipment was designed and constructed with a large, new pumpkin carriage with two "horses" and a new castle play structure. The project was completed and opened to the public in November 2014. The new pumpkin playground maintains and enhances the traditional pumpkin and castle theme at San Martin Park.

West San Gabriel River Parkway Trail – Phase 3

Work is well underway on the third phase of the West San Gabriel River Parkway Trail project. This project calls for the development of a 7.5 acre open space area, adjacent to the west side of the San Gabriel River from Del Amo Boulevard at the south end, to Candlewood Street right-of-way at the north end. The improvements will include planting of California native/grant-approved plants, trees, turf and irrigation, as well as establishing walking trails that will connect to existing open space trails. Related signage and fencing will also be part of this project. The trail will extend west to Candlewood Street at its north end and into Mae Boyar Park at the south end. The project is expected to be completed in March 2015.

Del Valle Park

The Veteran's Memorial Plaza at Del Valle Park will be undergoing a major renovation. In October 2014, the Douglas F-3D2 fighter jet was removed from its pedestal for restoration. It will be returned to the park in time for Memorial Day 2015. The revamped plaza will replicate the deck and superstructure of an aircraft carrier and will feature engraved stone writings commemorating the names of Lakewood's fallen Vietnam service members. Del Valle Park is located at 5939 Henrilee Street.

Noise Element

The Noise Element identifies and sets thresholds for various noise sources in the community. The City responds to noise complaints on a case-by-case basis. In reviewing new construction and business license applications, consideration is also given to potential noise impacts that may affect nearby uses. If there is the potential for noise impacts, then appropriate mitigation measures are imposed. In some cases, periodic monitoring is necessary to ensure compliance with required mitigation measures. The Community Development Department uses a sound meter for enforcement purposes. The sound meter is capable of storing data for future retrieval or for downloading into a computer.

Safety Element

The Safety Element discusses the protection of the community from risks, both man-made and natural. Safety issues facing Lakewood include seismic activity, both direct (shaking and liquefaction) and indirect (fires and ruptured gas lines). Other issues include providing a sufficient law enforcement presence and fire response times. On January 11, 2002, the Federal Emergency Management Agency (FEMA) issued a Letter of Map Revision that restored the flood zone designation for Lakewood to flood zone "X" thus relieving previous flood insurance mandates. With flood control improvements along the Los Angeles River and insurance requirements lifted, Lakewood residents found relief from the threat of flooding as well as a savings in insurance premiums.

Lakewood's 2009 Local Hazard Mitigation Plan (HMP) was adopted by the City Council on August 9, 2011 and was approved by FEMA on August 9, 2011. The HMP identifies natural hazards facing Lakewood, analyzes levels of risk, and proposes action items that may be implemented in order to reduce or eliminate threats to City facilities. The HMP identifies earthquakes and, to a lesser extent, flooding and windstorms, as the likely natural hazards capable of causing economic losses, and it

proposes action items designed to reduce damage and losses. Lakewood is now eligible for pre- and post-disaster funding grant opportunities. In the future, the HMP may be tied to the Safety Element which will allow the HMP to be updated approximately every five years in a manner similar to the Housing Element. Lakewood is now starting the process of updating the HMP, which is expected to be completed in 2016.

Government Code Section 65302 requires cities to amend the safety element of their general plan to include analysis and policies regarding flood hazard and flood management information upon the next revision of the Housing Element. The next cycle for which Lakewood must update its Housing Element will be in 2021, so the City will begin work to update the Safety Element of the General Plan at that time. Lakewood has already completed much of the work related to the Safety Element amendment while preparing the City's FEMA-approved Local HMP. Chapter 7 of the HMP includes a detailed analysis on various flooding scenarios in Lakewood. The HMP also includes a mission statement and mitigation actions specific to flood hazards.

The Recreation & Community Services Department (RCS) is responsible for the coordination of emergency preparedness, response and recovery activities of the City. City disaster response operations are coordinated in accordance with the City's Multi-hazard Functional Plan, which conforms to State of California's Standardized Emergency Management System (SEMS) guidelines. RCS provides training and support to City departments by training city employees in such emergency preparedness areas as SEMS, the ongoing training of the City's First Response Strike Team, the training of Lakewood residents in emergency response through the CERT Program and is an active member of the Disaster Management Board, Area E for regional disaster coordination.

Recreation and Community Services Element

The Recreation and Community Services Element addresses the recreation and human services programs that are offered by the City. In addition to administering recreational activities, the Recreation and Community Services Department oversees programs designed to address the needs of seniors, families and persons with special needs. These programs are described below:

Community Family Guidance Center.

The Community Family Guidance Center is a state-licensed, non-profit organization that provides a comprehensive range of mental health services for children, families and adults. Most services are also available for Spanish speaking clients.

Meals on Wheels.

The Meals on Wheels program provides two meals each day to frail and vulnerable elderly residents to avoid premature or unnecessary institutionalization. The Meals on Wheels program is based at the Burns Community Service Center.

Pathways Volunteer Hospice.

Pathways Volunteer Hospice provides in-home medical services to terminally ill low- and moderate-income residents.

Human Services Association. The Human Services Association provides support for senior citizen meals at two Lakewood locations and home-delivered meals to Lakewood residents. The Human Services Association operates out of the Burns Community Service Center located in Lakewood.

Economic Development Element

The Economic Development Element addresses Lakewood's future economic growth in light of nearly non-existent vacant commercial land. The Element also underscores the social, fiscal, and aesthetic impacts caused by blight, deterioration, and obsolete commercial uses. Sales tax revenue is an indicator of an area's economy, especially where changes over time may be analyzed. Despite the recession, the City did see an increase in tax revenues over the previous fiscal year. As the economy begins a slow rebound from the recession, revenues are expected to increase at a slightly higher rate. Table 7 below shows Lakewood's sales tax revenues since adoption of the General Plan in 1996.

Table 7: Annual Sales Tax Revenues

Fiscal Year (1):	Sales Tax Revenues (in millions) (2):	% Change From Previous Year:
1996-1997	\$6.74	-
1997-1998	\$6.98	3.56%
1998-1999	\$7.48	7.16%
1999-2000	\$8.36	11.76%
2000-2001	\$9.34	11.72%
2001-2002	\$9.56	2.36%
2002-2003	\$10.36	8.37%
2003-2004	\$10.9	5.09%
2004-2005	\$11.5	5.50%
2005-2006	\$11.7	1.74%
2006-2007	\$11.5	-1.74%
2007-2008	\$10.7	-7.5%
2008-2009	\$11.1	3.6%
2009-2010	\$10.7	-3.6%
2010-2011	\$11.4	6.54%
2011-2012	\$11.9	4.39%
2012-2013	\$12.9	8.40%
2013-2014	\$13.3	3.10%

Source: City of Lakewood Administrative Services Department.

(1) The fiscal year is from July 1 through June 30 of the following year.

(2) Includes "triple flip" from the State from 2004 to current year.

Air Quality Element

A regional approach to solving air quality problems is necessary since air quality issues are not confined by the boundaries of any one jurisdiction. Lakewood's Air Quality Element was derived from the Model Air Quality Element prepared jointly by 21 jurisdictions during 1992 and early 1993. Lakewood

has been utilizing a variety of tools to address this issue. Reduction of construction related airborne pollutants continues to be enforced through mitigation measures prescribed during the initial study process. These mitigation measures are placed on projects as part of the California Environmental Quality Act (CEQA) process. Typical CEQA mitigation measures include compliance with SCAQMD regulations, including Rule 402 which specifies that there be no dust impacts off-site sufficient to cause a nuisance, and SCAQMD Rule 403, which restricts visible emissions from construction.

General Plan Amendments

There was one General Plan amendment during 2014. On January 28, 2014, the City Council adopted Resolution No. 2014-3 approving General Plan Amendment No. 2014-1. This amendment changed the General Plan designation for the northwest corner of Bloomfield Avenue and Centralia Street from Commercial to Medium/High Density Residential. The amendment, and a zone change, was approved to allow construction of a 22-unit apartment building.

CONCLUSION

Lakewood will continue to face new opportunities and challenges over the next several years as a result of changes in the economy, the demand for housing, and addressing various other challenges. From the time of its adoption in November 1996, implementation of the General Plan has continued to guide improvements to Lakewood's residents and businesses. Implementation of the General Plan over the past year found that there have been no instances of conflicts and/or inadequacies with those goals, which would otherwise require significant revisions and/or amendments to the General Plan Policy Document.

DIVIDER SHEET

COUNCIL AGENDA

January 27, 2015

TO: The Honorable Mayor and City Council

SUBJECT: Delay of Bid Award – Lakewood Veteran’s Memorial Plaza

INTRODUCTION

The award of bid for the Lakewood Veteran’s Memorial Plaza was scheduled for January 27, 2015.


STATEMENT OF FACT

Since the bid opening on January 15, 2015, the Staff has been analyzing the bids, reviewing the plans and specifications, and discussing options with the project architect and contractor who submitted the lower of the two bids. Since this process is still underway, staff is not yet ready to make a recommendation regarding the contract for the project. Additional time is needed for evaluation and negotiation with the contractor, and the bid award can be delayed until February 10, 2015, with minor impacts to the schedule.

RECOMMENDATION

Staff recommends that the City Council delay the award of the bid until the Council meeting scheduled for February 10, 2015.

Lisa Ann Rapp 
Director of Public Works


Howard L. Chambers
City Manager

D I V I D E R S H E E T

Reports

COUNCIL AGENDA

January 27, 2015

TO: Honorable Mayor and City Council

SUBJECT: City of Lakewood Investment Policy

INTRODUCTION

Lakewood's investment policy is reviewed and approved by the City Council annually, as required by law, the last time being at the meeting of January 28, 2014. As expressed in our Investment Policy, the city's investment objectives continue to be safety, liquidity and yield in the investment of public funds.

STATEMENT OF FACTS

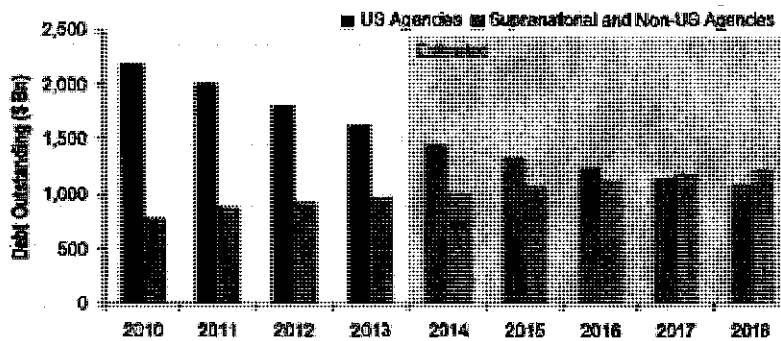
Attached is a copy of the investment policy of the City of Lakewood. The City's investment policy has been in place since September 1980, and is periodically updated to conform to sound investment practices and laws regarding the investment of public funds as amended. The policy was last updated in January 2011 to add commercial paper, and in January 2012 to add corporate notes to the list of suitable investments. This year we are recommending the policy be amended to take into consideration supranationals as an authorized and suitable investment option.

Policy Language

AB 1933 added subsection (q) to Government Code §53601 allowing local agencies to invest in the senior debt obligations of three "supranational issuers" effective January 1, 2015, specifically the International Bank for Reconstruction and Development (e.g., World Bank), International Finance Corporation, and Inter-American Development Bank. LAIF already had the ability to invest in supranational issuers.

Supranational debt is the term for debt of an international or multi-lateral financial agency; the debt is used to finance economic and infrastructure development, environmental protection, poverty reduction and renewable energy around the globe. Large supranational debt is rated AAA by most Nationally Recognized Statistical Rating Organizations (NRSRO) as these entities are well-capitalized, have significant capital commitments from a diverse capital base, conservative lending and risk management practices, and strong supervision. In addition, the debt is highly liquid and issued in a wide range of maturities that frequently include 2-3 year maturities.

Adding the supranational sector would open up a new asset class for the city's portfolio. Having a broader opportunity for investments is important as the mandated winding down of Federal Home Loan Mortgage Corporation (FHLMC) and the Federal National Mortgage Association (FNMA) will result in a reduced Agency bond supply going forward. In contrast, as evidenced in the following chart, supranational debt is expected to grow over the same time period.



In the current market, supranationals may offer a modest yield advantage over traditional U.S. Agencies in some maturity ranges. Low interest rates and declining Agency supply bond makes widening the range of opportunities an important consideration. Utilizing supranational debt in a high-quality portfolio can improve diversification and offer various benefits to the portfolio including return enhancement and interest rate risk mitigation. The recommended additional sector is consistent with the city's primary objectives of safeguarding principal, providing sufficient liquidity, and attaining a market rate of return on investments.

It is recommended that the city incorporate the following language into its Policy and establish the following restrictions:

Senior unsecured unsubordinated obligations, specifically the International Bank for Reconstruction and Development, International Finance Corporation, and Inter-American Development Bank:

- Purchases restricted to debt denominated in U.S. dollars
- Credit rating of 'AA' or its equivalent or better by a NRSRO
- Maximum remaining maturity of 5 years or less
- Maximum allocation to the Supranational sector of 30%

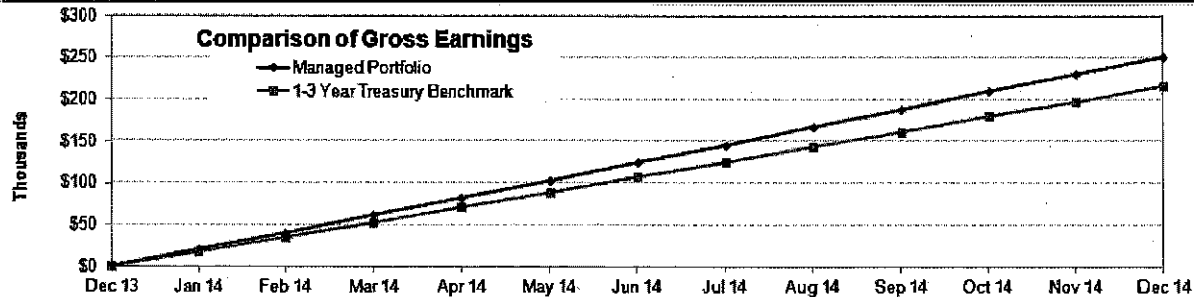
Portfolio Review

The City's investment portfolio includes deposits in Local Agency Investment Fund (LAIF) a state-wide pooled account, as well as investments in bonds, notes, certificates of deposit and commercial paper which are managed by Public Financial Management (PFM). In addition to reviewing the list of suitable investments, PFM's performance is also reviewed annually. This performance review includes a comparison of PFM's returns to a market index.

The following tables show the one-year and five-year review of portfolio performance, net fees and based on an average portfolio size of \$35 million. We anticipated the 2014 was going to be a rocky year with the slowing of the Fed's quantitative easing and the winding down of Federal Agency bonds. However, global events turned it into a tumultuous year for the fixed asset market. The year started with tensions in Crimea spreading to the entire Ukraine region, the Ebola outbreak, precipitous drop in oil prices, and ending with a slowdown in China and Eurozone heading into recessionary territory. Even with all these impacts, the portfolio showed gains.

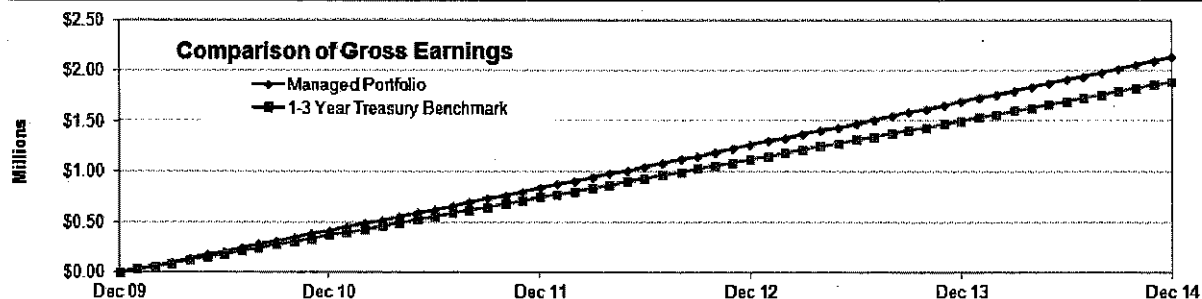
Managed Portfolio vs. 1-3 Year Treasury Benchmark

December 31, 2013 – December 31, 2014						
Investment Vehicle	Duration ²	5-Year Performance	Cumulative Gross Value of \$35 million ⁴	Gross Earnings	Cumulative Net Value of \$35 million ⁵	Net Earnings ⁶
Managed Portfolio	1.73	1.19% ³	\$37,133,860	\$2,133,860	\$36,950,637	\$1,950,637
1-3 Year Treasury Index	1.82	1.06%	\$36,895,811	\$1,895,811	\$36,895,811	\$1,895,811



Managed Portfolio vs. 1-3 Year Treasury Benchmark

December 31, 2009 – December 31, 2014						
Investment Vehicle	Duration ²	5-Year Performance	Cumulative Gross Value of \$35 million ⁴	Gross Earnings	Cumulative Net Value of \$35 million ⁵	Net Earnings ⁶
Managed Portfolio	1.73	1.19% ³	\$37,133,860	\$2,133,860	\$36,950,637	\$1,950,637
1-3 Year Treasury Index	1.82	1.06%	\$36,895,811	\$1,895,811	\$36,895,811	\$1,895,811



1. Source: BofA Merrill Lynch Global Bond Indices.

2. Duration is based on the City of Lakewood's portfolio and the BoA Merrill Lynch Index as of December 31, 2014.


3. Annual return is based on City of Lakewood's portfolio from December 31, 2013 and December 31, 2009 to December 31, 2014.

4. Assumes no withdrawals and that all funds are reinvested.


5. Assumes 0.10% (annualized) fees on only PFM managed portfolio.

RECOMMENDATION

Staff recommends that the Council approve the attached Investment Policy and continue the investment management services of PFM.


Diane Perkin

Director of Administrative Services


Howard L. Chambers
City Manager

CITY OF LAKEWOOD
INVESTMENT POLICY
January 27, 2015

I. Scope

This policy applies to the investment of the City of Lakewood's ("City") applies to all funds accounted for in the annual budget. Funds of the City will be invested in compliance with the provisions of, but not necessarily limited to California Government Code Section 53601 et seq and other applicable statutes. Investments will be in accordance with these policies and written administrative procedures. This policy does not regulate the investment of bond proceeds.

II. Objectives

The objectives, in priority order, of the City of Lakewood's investment activities shall be:

Safety. Safety of principal is the primary and most important objective of the investment program. Investments of the City will be made in a manner that seeks to ensure the preservation of capital in the overall portfolio. To attain this objective, the City will endeavor to mitigate credit and market risk.

Liquidity. The City's investment portfolio will remain sufficiently liquid to enable the City to meet all operating requirements which might be reasonably anticipated. This will be achieved through maturity diversification and purchases of securities with an established secondary market.

Yield. The City's investment portfolio shall be designed with the objective of attaining a market rate of return throughout budgetary and economic cycles, taking into account the investment risk constraints, liquidity needs, and cash flow characteristics of the portfolio. Return on investment is of secondary importance compared to the safety and liquidity objectives described above.

III. Standards of Care

Prudence

The City of Lakewood adheres to the guidance provided by the "prudent investor" standard (CA 53600.3) to insure that:

"When investing, reinvesting, purchasing, acquiring, exchanging, selling, or managing public funds, a trustee shall act with care, skill, prudence, and diligence under the circumstances then prevailing, including, but not limited to, the general economic conditions and the anticipated needs of the agency, that a prudent person acting in a like capacity and familiarity with those matters would use in the conduct of funds of a like character and with like aims, to safeguard the principal and maintain the liquidity needs of the agency. Within the limitations of this section and considering individual investments as part of an overall strategy, investments may be acquired as authorized by law."

This standard of prudence is to be used by all investment staff and will be applied in the context of managing an overall portfolio.

Ethics and Conflicts of Interest

Officers and employees involved in the investment process shall refrain from personal business activity that could conflict with the proper execution and management of the investment program, or that could impair their ability to make impartial decisions. Employees and investment officials shall disclose any material interests in financial institutions with which they conduct business. They shall further disclose any personal financial/investment positions that could be related to the performance of the investment portfolio. Employees and officers shall refrain from undertaking personal investment transactions with the same individual with whom business is conducted on behalf of the City.

Delegation of Authority

The authority to invest City funds rests with the Administrative Services Director and his/her designated staff, herein referred to as investment staff. No person may engage in an investment transaction except as provided under the terms of this policy and the procedures established. The Administrative Services Director shall be responsible for all transactions undertaken and will establish a system of controls to regulate the activities of subordinate officials.

The City may delegate its investment decision making and execution authority to an investment advisor. The advisor shall follow the policy and such other written instructions as are provided.

IV. Authorized and Suitable Investments

Surplus funds of local agencies may only be invested in certain eligible securities as listed below. The investment strategy for the City of Lakewood is to administer an operational portfolio. A definition of an operational portfolio is to have adequate funds available at all times to meet appropriated and projected cash flow requirements for the City of Lakewood.

The City of Lakewood does **NOT** purchase or sell securities on **MARGIN**.

1. *U.S. Treasury Obligations.* United States Treasury notes, bonds, bills, or certificates of indebtedness, or those for which the full faith and credit of the United States are pledged for the payment of principal and interest. There are no portfolio percentage limits for U.S. Treasury obligations.
2. *U.S. Government Agency Issues.* Federal agency or United States government-sponsored enterprise obligations, participations, or other instruments, including those issued by or fully guaranteed as to principal and interest by federal agencies or United States government-sponsored enterprises. There are no portfolio percentage limits for U.S. Government Agency obligations.
3. *Municipal Investments.* Registered treasury notes or bonds of any of the other 49 United States in addition to California, including bonds payable solely out of the revenues from a revenue-producing property owned, controlled, or operated by a state or by a department, board, agency, or authority of any of the other 49 United States, in addition to California. Obligations are required to be rated in one of the two highest categories by a nationally recognized statistical rating organization (NRSRO). There are no portfolio percentage limits for municipal obligations.

4. *Negotiable Certificates of Deposit.* Negotiable certificates of deposit or deposit notes issued by a nationally or state-chartered bank or a state or federal savings and loan association or by a state-licensed branch of a foreign bank. Eligible negotiable certificates of deposit shall be rated in category "AA" or its equivalent or better by a NRSRO. No more than 30% of the City's portfolio may be invested in negotiable certificates of deposit and no more than 10% may be invested with a single issuer.

5. *Time Deposits/Time Certificates of Deposit (CDs).* Time Deposits/Time Certificates of Deposit (CDs) placed with commercial banks and savings and loans. Time certificates of deposit shall meet the conditions in either paragraph (a) or paragraph (ib) below:

(a) Time certificates of deposit shall meet the requirements for deposit under Government Code Section 53635 et. seq. The Administrative Services Director, for deposits up to the current FDIC insurance limit, may waive collateral requirements if the institution insures its deposits with the Federal Deposit Insurance Corporation (FDIC). The City shall have a signed agreement with the depository per California Government Code (Hereafter Code) 53649.

(b) Fully insured time certificates of deposit placed through a deposit placement service shall meet the requirements under Code Section 53601.8.

There is no portfolio percentage limit for Time Deposits/Time Certificates of Deposit (CDs). The maximum maturity shall be limited to one year.

6. *Money Market Funds.* Shares of beneficial interest issued by diversified management companies that are money market funds registered with the Securities and Exchange Commission under the Investment Company Act of 1940 (15 U.S.C. Sec. 80a-1, et seq.). To be eligible for investment pursuant to this subdivision, these companies shall either: (1) attain the highest ranking or the highest letter and numerical rating provided by not less than two nationally recognized statistical rating organizations; or (2) retain an investment advisor registered or exempt from registration with the Securities and Exchange commission with not less than five years' experience managing money market mutual funds with assets under management in excess of five hundred million dollars (\$500,000,000). A maximum of 20% of the City's portfolio may be invested in money market funds.

The purchase price of shares shall not exceed 20 % of the City's surplus money nor include any commission charged by the fund. No more than 10% of the City's portfolio may be invested in any one fund.

7. *Government Pools.* Shares of beneficial interest issued by a joint powers authority (6509.7) that invests in securities authorized by Section 53601 of the California Government Code. Each share shall represent an equal proportional interest in the underlying pool of securities owned by the joint powers authority. To be eligible under this section, the joint powers authority issuing the shares shall have retained an investment adviser that meets all of the following criteria:

(a) The adviser is registered or exempt from registration with the Securities and Exchange Commission.

(b) The adviser has not less than five years of experience investing in the securities and obligations authorized in California Government Code section subdivisions (a) to (q), inclusive.

(c) The adviser has assets under management in excess of five hundred million dollars (\$500,000,000).

There is no portfolio percentage limit for Government Pool holdings.

8. *State of California's Local Agency Investment Fund.* Investment in LAIF may not exceed the current LAIF limit and should be reviewed periodically.

9. *Los Angeles County Pool.* Investment in the Los Angeles County Pool may not exceed the current pool limits and should be reviewed periodically.

10. *Commercial paper.* Commercial paper of "prime" quality of the highest ranking or of the highest letter and number rating as provided for by a nationally recognized statistical-rating organization. The entity that issues the commercial paper shall meet all of the following conditions in either paragraph (a) or paragraph (b):

(a) The entity meets the following criteria: (i) Is organized and operating in the United States as a general corporation. (ii) Has total assets in excess of five hundred million dollars (\$500,000,000). (iii) Has debt other than commercial paper, if any, that is rated "A" or higher by a NRSRO.

(b) The entity meets the following criteria: (i) Is organized within the United States as a special purpose corporation, trust, or limited liability company. (ii) Has program wide credit enhancements including, but not limited to, over collateralization, letters of credit, or surety bond. (iii) Has commercial paper that is rated "A-1" or higher, or the equivalent, by a NRSRO.

Purchases of eligible commercial paper may not exceed 25% of the City's portfolio, 270 days maturity nor represent more than 10% of the outstanding paper of an issuing corporation. Additionally, no more than 10% of the City's funds may be invested with a single issuer.

11. *Corporate Notes.* Medium-term notes, defined as all corporate and depository institution debt securities with a maximum remaining maturity of five years or less, issued by corporations organized and operating within the United States or by depository institutions licensed by the United States, or any state and operating within the United States. Medium-term corporate notes shall be rated in a rating category of "A" or its equivalent or better by a NRSRO. Purchase of medium-term notes may not exceed 30% of the City's investment Portfolio. No more than 10% of the City's total investment portfolio may be invested in the debt of any one corporation.

12. *Supranationals.* Supranationals, defined as United States dollar denominated senior unsecured unsubordinated obligations issued or unconditionally guaranteed by the International Bank for Reconstruction and Development, International Finance Corporation, or Inter-American Development Bank, with a maximum remaining maturity of five years or less, and

eligible for purchase and sale within the United States. Supranationals shall be rated "AA" or its equivalent or better by a NRSRO. Purchase of supranationals may not exceed 30% of the Authority's investment portfolio.

V. Ineligible Investments

Any security type or structure not specifically approved by this policy is hereby prohibited; these include, but are not restricted to, the following:

- (a) "Complex" derivative securities such as range notes, dual index notes, inverse floating-rate notes, leveraged or deleveraged floating-rate notes, or any other complex variable-rate or structured note.
- (b) Interest-only strips that are derived from a pool of mortgages, or any security that could result in zero interest accrual if held to maturity.
- (c) Financial Futures and Financial Options also known as forward contracts for securities.

VI. Investment Parameters

Diversification. The City's investments shall be diversified by:

- Limiting investments to avoid over concentration in securities from a specific issuer or sector.
- Limiting investment in securities that have higher credit risks.
- Investing in securities with varying maturities.
- Continuously investing a portion of the portfolio in readily available funds such as local government investment pools or money market funds to ensure that appropriate liquidity is maintained in order to meet ongoing obligations.

Maximum Maturities. To the extent possible, the City shall attempt to match its investments with anticipated cash flow requirements. Unless stated otherwise in Section IV of this Policy or approval made by the City's executive body, the maximum maturity of the City's eligible investments will not exceed five years.

Sale of Securities. The City does not make investments for the purpose of trading or speculation, but buys with the prevalent intent to hold securities to maturity. The prohibition of speculative investment precludes pursuit of profit through unusual risk or conjectural fluctuations in market prices. However, fluctuations in market rates or changes in credit quality may produce situations where securities may be sold at a nominal loss in order to mitigate further erosion of principal or to reinvest proceeds of sale in securities that will out-perform the original investment.

VII. Depository Services

Legal Constraints

Money must be deposited in state or national banks, state or federal savings associations, or state or federal credit unions in the state. It may be in inactive deposits, active deposits or interest-

bearing active deposits. The deposits cannot exceed the amount of the bank's or savings and loan's paid up capital and surplus.

The bank or savings and loan must secure the active and inactive deposits with eligible securities having a market value of 110% of the total amount of the deposits. State law also allows, as an eligible security, first trust deeds having a value of 150% of the total amount of the deposits. A third class of collateral is letters of credit drawn on the Federal Home Loan Bank (FHLB). As a matter of policy, the City does not accept 150% collateral in first trust deeds or 105% Letters of Credit drawn on the FHLB, even though the state statutes allow municipalities to accept them.

The treasurer may at his discretion waive security for that portion of a deposit which is insured pursuant to federal law. Currently, the first \$250,000 of a deposit is federally insured. It is to the City's advantage to waive this collateral requirement for the first \$250,000 because we receive a higher interest rate. If funds are to be collateralized, the collateral we accept is 110% of the deposit in government securities.

Depository Services

Active deposits are demand or checking accounts which receive revenues and pay disbursements. The City of Lakewood has three demand accounts:

- General checking account
- Payroll checking account
- Redevelopment Agency bond proceeds checking account

Interest-bearing active deposits are money market accounts at a financial institution (i.e., bank, savings and loan, credit union). These accounts are demand accounts (i.e., checking accounts) with restricted transaction activity. The City of Lakewood has one account of this nature for the Lakewood Redevelopment Agency.

Inactive deposits are Certificates of Deposit issued in any amount for periods of time as short as 14 days and as long as several years. Interest must be calculated on a 360-day basis, actual number of days. At any given time, the City may have certificates of deposit in 30 or 40 financial institutions. As a matter of policy, we do not invest in CD's for longer than one year.

We require that each financial institution submit current financial statements which are evaluated by staff prior to the investment of funds. We use the following criteria:

- The institution must have been in business at least three years.

- The institution must submit audited financial statements.

- The institution must have assets of at least \$50 million and a net worth to liability ratio of 3.5 to 1. For calculations, net worth does not include subordinated debt and Reserves for Allowance for Loan Losses.

- City investments of less than 180 days to maturity can use a net worth to asset ratio of 3 to 1.

Investments in Credit Unions require an Equity (net worth) to Asset Value of 5.0%. The loan balance to share draft ratio is compared to industry standards, but should not exceed 90%. The City may invest funds for a period up to 120 days in institutions with a Regular Reserve to Loan Balance ratio of at least 3.25%. For longer periods of time, the ratio must be at least 4.0%.

In addition, examination is made of the Reserve for Loan Losses category to evaluate the financial trend of the institution's asset base. Comparison is made of institution ratio values to the industry averages.

Under deposits, if data is available, we track the ratio of \$100,000 certificates of deposit (brokered money) to the total deposit base. A percent greater than 50% is an area of concern.

Whenever possible, the use of several years' financial data is evaluated to present a trend of activity in the institution.

We also require that interest be paid to the City on a monthly basis (current state law only requires quarterly payment). We do not place more than \$100,000 in a savings and loan, small bank, or credit union.

VIII. Safekeeping and Custody

Delivery vs. Payment

All investment transactions will be executed on a delivery versus payment basis. Securities will be held in safekeeping by a third party custodian designated by the City. The custodian will be required to provide timely (written or on-line) confirmation of receipt and monthly position and transaction reports.

IX. Reporting Requirements

Monthly Reporting

The Administrative Services Director will provide to the City Council monthly investment reports that provide a detailed summary of transactions in the City's portfolio.

Quarterly Reporting

The Administrative Services Director will provide to the City Council quarterly investment reports which provide a detailed summary of the status of the investment program. The quarterly report will contain the following:

- The type of investment, issuer, and date of maturity par and dollar amount invested on all securities, investments and moneys held by the local agency.

- A description of any of the local agency's funds, investments, or programs that are under the management of contracted parties, including lending programs.
- A current market value as of the date of the report and the source of this same valuation for all securities held by the local agency, and under management of any outside party that is not also a local agency or the State of California Local Agency Investment Fund.
- A statement of compliance with the Government Code and this policy.
- A statement denoting the ability of the local agency to meet its pool's expenditure requirements for the next six months, or provide an explanation as to why sufficient money shall, or may, not be available.

X. Performance Standards

The City's portfolios are managed with the objective of obtaining a market rate of return, commensurate with identified risk constraints and cash flow characteristics. Because the composition of the portfolio fluctuates, depending on market and credit conditions, various indices will be used to monitor performance.

XI. Investment Advisor Review

The performance of the city's investment advisor and investment advisory firm shall be reviewed annually based on the following criteria:

- Understanding of the city's overall investment program and the investment objectives and constraints unique to the city, and approach to management of the city's portfolio.
- Experience, resources, and qualifications of the firm and individuals assigned to this account.
- Experience of the firm in managing state/local/district government reserve funds.
- Performance of the managed portion of the city's portfolio.
- Reporting methodology and additional investment of financial services offered or available through affiliation.
- Fees, relative to services.

XII. Policy Considerations

This policy shall be reviewed on an annual basis. Any changes must be approved by the investment officer and any other appropriate authority, as well as the individual(s) charged with maintaining internal controls.

D I V I D E R S H E E T

COUNCIL AGENDA

January 27, 2015

TO: The Honorable Mayor and City Council

SUBJECT: 2015 Lakewood Youth Sports Hall of Fame

INTRODUCTION

The 34th Annual Lakewood Youth Hall of Fame Banquet will be held Monday, February 23, 6:30 p.m. at The Centre at Sycamore Plaza. The annual program recognizes the achievements of high school and collegiate athletes who live in Lakewood or attend school in Lakewood with awards for Performer of the Year in each sport, various Special Achievement awards, including Scholar Athletes of the Year and the highlight of the event, the crowning of the Athlete of the Year. The Hall of Fame Board of Electors, chaired by Vice-Mayor Jeff Wood convened January 15, 2015, to select the 2014 Athlete of the Year and honors for other athletes and coaches.

STATEMENT OF FACTS

The Lakewood Youth Hall of Fame event is a prime example of combining the resources and efforts of public, private and non-profit organizations for a community sports recognition program. The program is sponsored primarily by the City of Lakewood and the local McDonald's restaurants. More than a dozen other local businesses and service organizations such as Rotary and Soroptimist International participate as additional sponsors.

Each year, representatives from Lakewood-based high schools and area colleges, as well as members of the community are invited to submit nominations and detailed information on athletes' achievements for the consideration of awards. The selection of awards is done by a volunteer panel of community members and school administrators. In addition to Athlete of the Year, this Board of Electors considers nominees for Performer of the Year in 15 sports and five or more Special Achievement categories. Every year, new honorees are added to the display at the Lakewood Youth Hall of Fame gallery located in the Piazza McDonald's restaurant on Woodruff Avenue. In addition to being immortalized in the Hall of Fame at the McDonald's restaurant, state and local elected officials recognize the honorees with letters of commendation for their accomplishments.

On January 15, the Hall of Fame Board of Electors selected Lakewood High School swimming standout Daniel McArthur as the 2014 Athlete of the Year. Daniel holds school records in every swimming event except for the 50 freestyle. He has been acknowledged as the All-League Swimmer of the Year, Long Beach Press-Telegram Swimmer of the Year, Century Club Swimmer of the Year and the Press-Telegram Dream Team.

It is anticipated that this year's banquet will draw more than 400 members of the community to recognize the inductees for 2014. Tickets for the Hall of Fame Banquet are on sale for \$28 for

adults and \$18 for students until February 10, then prices go up to \$34 and \$24 respectively February 11 – 17.

SUMMARY

On Monday, February 23, 2015, the 34th Annual Lakewood Youth Hall of Fame Banquet will be held at The Centre at Sycamore Plaza honoring young Lakewood athletes for notable achievements in 2014. Staff recommends that the City Council accept this status report and order it be received and filed.

Lisa Litzinger, Director
Recreation and Community Services



Howard L. Chambers
City Manager



D I V I D E R S H E E T

*Successor
Agency*

**CITY OF LAKEWOOD SUCCESSOR AGENCY - PROJECT AREAS
FUND SUMMARY 12/11/2014**

In accordance with section 2521 of the Lakewood Municipal Code there is presented herewith a summary of obligations to be paid by voucher 50 through 50. Each of the following demands has been audited by the Director of Administrative Services and approved by the City Manager.

2902	ENFORCEABLE OBLIGATIONS	4,400.00
		<hr/> 4,400.00

Council Approval

Date

City Manager

Attest

City Clerk

Director of Administrative Services

**CITY OF LAKEWOOD SUCCESSOR AGENCY - PROJECT AREAS
SUMMARY CHECK REGISTER**

<u>CHECK #</u>	<u>CHECK DATE</u>	<u>VEND #</u>	<u>VENDOR NAME</u>	<u>GROSS</u>	<u>DISC.</u>	<u>CHECK AMOUNT</u>
50	12/11/2014	57989	U S BANK	4,400.00	0.00	4,400.00
Totals:				<u>4,400.00</u>	<u>0.00</u>	<u>4,400.00</u>

CITY OF LAKEWOOD SUCCESSOR AGENCY - PROJECT AREAS
FUND SUMMARY 12/23/2014

In accordance with section 2521 of the Lakewood Municipal Code there is presented herewith a summary of obligations to be paid by voucher 51 through 51. Each of the following demands has been audited by the Director of Administrative Services and approved by the City Manager.

2902	ENFORCEABLE OBLIGATIONS	1,140.00
		<hr/> 1,140.00

Council Approval

Date

City Manager

Attest

City Clerk

Director of Administrative Services

**CITY OF LAKEWOOD SUCCESSOR AGENCY - PROJECT AREAS
SUMMARY CHECK REGISTER**

<u>CHECK #</u>	<u>CHECK DATE</u>	<u>VEND #</u>	<u>VENDOR NAME</u>	<u>GROSS</u>	<u>DISC.</u>	<u>CHECK AMOUNT</u>
51	12/23/2014	4428	COLANTUONO HIGHSMITH & WHATLEY PC	1,140.00	0.00	1,140.00
			Totals:	<u>1,140.00</u>	<u>0.00</u>	<u>1,140.00</u>

CITY OF LAKEWOOD SUCCESSOR AGENCY - PROJECT AREAS
FUND SUMMARY 1/8/2015

In accordance with section 2521 of the Lakewood Municipal Code there is presented herewith a summary of obligations to be paid by voucher 52 through 52. Each of the following demands has been audited by the Director of Administrative Services and approved by the City Manager.

2902	ENFORCEABLE OBLIGATIONS	120.00
		<hr/>
		120.00

Council Approval

Date

City Manager

Attest

City Clerk

Director of Administrative Services

**CITY OF LAKEWOOD SUCCESSOR AGENCY - PROJECT AREAS
SUMMARY CHECK REGISTER**

<u>CHECK #</u>	<u>CHECK DATE</u>	<u>VEND #</u>	<u>VENDOR NAME</u>	<u>GROSS</u>	<u>DISC.</u>	<u>CHECK AMOUNT</u>
52	01/05/2015	4659	CASE ANYWHERE LLC	120.00	0.00	120.00
Totals:				<u>120.00</u>	<u>0.00</u>	<u>120.00</u>

D I V I D E R S H E E T

Housing Successor

**CITY OF LAKEWOOD SUCCESSOR AGENCY - HOUSING
FUND SUMMARY 12/23/2014**

In accordance with section 2521 of the Lakewood Municipal Code there is presented herewith a summary of obligations to be paid by voucher 54 through 54. Each of the following demands has been audited by the Director of Administrative Services and approved by the City Manager.

3901	HOUSING SUCCESSOR AGENCY	2,775.00
		<hr/> 2,775.00

Council Approval

Date

City Manager

Attest

City Clerk

Director of Administrative Services

**CITY OF LAKEWOOD SUCCESSOR AGENCY - HOUSING
SUMMARY CHECK REGISTER**

<u>CHECK #</u>	<u>CHECK DATE</u>	<u>VEND #</u>	<u>VENDOR NAME</u>	<u>GROSS</u>	<u>DISC.</u>	<u>CHECK AMOUNT</u>
54	12/23/2014	2177	SINDAHA SAMIR	2,775.00	0.00	2,775.00
Totals:				<u>2,775.00</u>	<u>0.00</u>	<u>2,775.00</u>