

AGENDA
REGULAR CITY COUNCIL MEETING
COUNCIL CHAMBERS
5000 CLARK AVENUE
LAKEWOOD, CALIFORNIA

March 26, 2013

RECEPTION: "Lakewood Celebrates ..." 6:00 p.m.

CALL TO ORDER 7:30 p.m.

INVOCATION: Monsignor Joseph Greeley, St. Pancratius Church

PLEDGE OF ALLEGIANCE: Cub Scout Pack 247

ROLL CALL: Mayor Diane DuBois
Vice Mayor Steve Croft
Council Member Ron Piazza
Council Member Todd Rogers
Council Member Jeff Wood

CITY COUNCIL ANNUAL REORGANIZATION

1. Administration of the Oath of Office to Council Members
2. Election of the Mayor and Vice Mayor

ANNOUNCEMENTS AND PRESENTATIONS:

ROUTINE ITEMS:

All items listed within this section of the agenda are considered to be routine and will be enacted by one motion without separate discussion. Any Member of Council may request an item be removed for individual discussion or further explanation. All items removed shall be considered immediately following action on the remaining items.

RI-1 Approval of Minutes of the Meeting held February 26 and March 12, 2013

RI-2 Approval of Personnel Transactions

RI-3 Approval of Registers of Demands

RI-4 Approval of Report of Monthly Investment Transactions

RI-5 Adoption of Resolution No. 2013-2; Approving Renewal of General Services Agreement with the County of Los Angeles

PUBLIC HEARINGS:

- 1.1 General Plan Annual Progress Report

City Council Agenda

March 26, 2013

Page 2

LEGISLATION:

2.1 Adoption of Signature Resolutions

- a. Resolution No. 2013-3; Authorizing the City Treasurer to Deposit Funds for Safekeeping and Investment and Authorizing the Withdrawal of Funds from Depositories
- b. Resolution No. 2013-4; Authorizing the Use of the Facsimile Signature of the Mayor in the Execution of Public Securities and Instruments of Payment
- c. Resolution No. 2013-5; Authorizing the Use of the Facsimile Signature of the Vice Mayor in the Execution of Public Securities and Instruments of Payment

AGENDA

LAKEWOOD SUCCESSOR AGENCY

1. Approval of Register of Demands

AGENDA

LAKEWOOD HOUSING SUCCESSOR AGENCY

1. Approval of Register of Demands

ORAL COMMUNICATIONS:

ADJOURNMENT

Any qualified individual with a disability that would exclude that individual from participating in or attending the above meeting should contact the City Clerk's Office, 5050 Clark Avenue, Lakewood, CA, at 562/866-9771, ext. 2200; at least 48 hours prior to the above meeting to ensure that reasonable arrangements can be made to provide accessibility to the meeting or other reasonable auxiliary aids or services may be provided.

Copies of staff reports and other writings pertaining to this agenda are available for public review during regular business hours in the Office of the City Clerk, 5050 Clark Avenue, Lakewood, CA 90712

Routine Items

Routine Item 1 – City Council Minutes
will be available prior to the meeting.

DIVIDER SHEET

COUNCIL AGENDA

March 26, 2013

TO: The Honorable Mayor and City Council**SUBJECT:** Report of Personnel Transactions

<u>Name</u>	<u>Title</u>	<u>Schedule</u>	<u>Effective Date</u>
1. FULL-TIME EMPLOYEES			
A. Appointments None			
B. Changes Edmundo Mejia	Maintenance Services Aide IV Fleet Maintenance Technician	B 15A	03/18/2013
C. Separations None			
2. PART-TIME EMPLOYEES			
A. Appointments None			
B. Changes None			
C. Separations None			

Lisa Novotny
Assistant City ManagerHoward L. Chambers
City Manager

**CITY OF LAKEWOOD
FUND SUMMARY 2/21/2013**

In accordance with section 2521 of the Lakewood Municipal Code there is presented herewith a summary of obligations to be paid by voucher 49085 through 49197. Each of the following demands has been audited by the Director of Administrative Services and approved by the City Manager.

1010	GENERAL FUND	224,947.54
1020	CABLE TV	358.45
1030	CDBG CURRENT YEAR	2,375.00
1050	COMMUNITY FACILITY	2,908.58
3070	PROPOSITION "C"	177.54
5010	GRAPHICS AND COPY CENTER	2,632.61
5020	CENTRAL STORES	4,131.57
5030	FLEET MAINTENANCE	3,918.01
7500	WATER UTILITY FUND	223,057.48
8030	TRUST DEPOSIT	268.41
		<hr/>
		464,775.19

Council Approval

Date

City Manager

Attest

City Clerk

Director of Administrative Services

CITY OF LAKEWOOD

SUMMARY CHECK REGISTER

CHECK #	CHECK DATE	VEND #	VENDOR NAME	GROSS	DISC.	CHECK AMOUNT
49085	02/21/2013	47733	1 DAY PAINT & BODY CENTERS	478.00	0.00	478.00
49086	02/21/2013	778	A A EQUIPMENT RENTALS CO. INC.	174.55	0.00	174.55
49087	02/21/2013	2701	AIRE RITE A/C & REFRIGERATION. INC	301.83	0.00	301.83
49088	02/21/2013	60819	AIRGAS SAFETY	588.16	5.40	582.76
49089	02/21/2013	47980	ALLIANCE FOR COMMUNITY MEDIA	100.00	0.00	100.00
49090	02/21/2013	2550	AMERICAN PLANNING ASSOC	970.00	0.00	970.00
49091	02/21/2013	58000	AMERICAN TRUCK & TOOL RENTAL INC	303.37	0.00	303.37
49092	02/21/2013	443	B&M LAWN AND GARDEN. INC	128.87	0.00	128.87
49093	02/21/2013	1813	BIOMETRICS4ALL. INC.	564.00	0.00	564.00
49094	02/21/2013	62737	BOYES. GOBIND	12.35	0.00	12.35
49095	02/21/2013	307	CALIF. STATE DISBURSEMENT UNIT	333.68	0.00	333.68
49096	02/21/2013	7300	CARSON SUPPLY CO	138.89	0.00	138.89
49097	02/21/2013	7500	CENTRAL BASIN MUNICIPAL WATER	1,608.00	0.00	1,608.00
49098	02/21/2013	7800	CERRITOS CITY	2,835.94	0.00	2,835.94
49099	02/21/2013	36746	CERRITOS DODGE	99.00	0.00	99.00
49100	02/21/2013	162	CITY & COUNTY ENGINEER'S ASSOC	50.00	0.00	50.00
49101	02/21/2013	57070	CITY LIGHT & POWER LKWD. INC	7,755.96	0.00	7,755.96
49102	02/21/2013	53451	COMMUNITY FAMILY GUIDANCE CTR	750.00	0.00	750.00
49103	02/21/2013	2621	CONNEY SAFETY PRODUCTS. LLC	237.56	0.00	237.56
49104	02/21/2013	56902	HSBC RETAIL CREDIT USA. INC	1,416.37	0.00	1,416.37
49105	02/21/2013	46620	CREATIVE BUS SALES	404.80	0.00	404.80
49106	02/21/2013	62407	CRN AM CAR WASH INC.	66.00	0.00	66.00
49107	02/21/2013	27200	DICKSON. R F CO INC	4,960.00	0.00	4,960.00
49108	02/21/2013	65202	EDM PUBLISHERS INC	98.78	0.00	98.78
49109	02/21/2013	53706	F & A FEDERAL CREDIT UNION	10,613.50	0.00	10,613.50
49110	02/21/2013	52316	FEDERAL EXPRESS CORP	10.27	0.00	10.27
49111	02/21/2013	64215	GOLD COAST AWARDS. INC	1,469.66	0.00	1,469.66
49112	02/21/2013	65779	GOLDEN STATE WATER COMPANY	3,785.74	0.00	3,785.74
49113	02/21/2013	45682	BROD INVESTMENTS. INC	752.10	0.00	752.10
49114	02/21/2013	33150	GRAINGER. W W INC	132.73	0.00	132.73
49115	02/21/2013	58838	HANSON AGGREGATES . LLC A LEHIGH HANSON C	100.00	0.00	100.00
49116	02/21/2013	65575	HAP'S AUTO PARTS	342.95	0.00	342.95
49117	02/21/2013	471	HAYWARD. DENISE R.	222.15	0.00	222.15
49118	02/21/2013	42031	HOME DEPOT. THE	137.02	0.00	137.02
49119	02/21/2013	65891	HUMAN SERVICES ASSOCIATION	375.00	0.00	375.00
49120	02/21/2013	4149	INFOSEND. INC	6,315.88	0.00	6,315.88
49121	02/21/2013	50740	INTERNAL REVENUE SERVICE	50.00	0.00	50.00
49122	02/21/2013	2822	LAGERLOF. SENECA. GOSNEY &	1,144.11	0.00	1,144.11
49123	02/21/2013	18300	LAKEWOOD CHAMBER OF COMMERCE	70.00	0.00	70.00
49124	02/21/2013	55469	LAKEWOOD CITY EMPLOYEE ASSOCIATION	2,020.00	0.00	2,020.00
49125	02/21/2013	44842	LAKEWOOD HIGH SCHOOL MUSIC	250.00	0.00	250.00
49126	02/21/2013	18550	LAKEWOOD. CITY OF	268.41	0.00	268.41
49127	02/21/2013	18400	LAKEWOOD. CITY WATER DEPT	7,677.89	0.00	7,677.89
49128	02/21/2013	45069	LOS ANGELES CO/DEPT PW BLDG SVCS	62,063.26	0.00	62,063.26

CITY OF LAKEWOOD

SUMMARY CHECK REGISTER

CHECK #	CHECK DATE	VEND #	VENDOR NAME	GROSS	DISC.	CHECK AMOUNT
49129	02/21/2013	36844	LOS ANGELES COUNTY DEPT OF PUBLIC WORKS	17,742.38	0.00	17,742.38
49130	02/21/2013	58414	MANAGED HEALTH NETWORK	410.02	0.00	410.02
49131	02/21/2013	46696	MEYER & ASSOCIATES	770.00	0.00	770.00
49132	02/21/2013	61672	MUSCULAR DYSTROPHY ASSOC. INC	20.00	0.00	20.00
49133	02/21/2013	4190	NATIONAL UNION FIRE INSURANCE CO	751.83	0.00	751.83
49134	02/21/2013	37430	NATL ARBOR DAY FOUNDATION	25.00	0.00	25.00
49135	02/21/2013	4298	NAVY SEAL FOUNDATION	250.00	0.00	250.00
49136	02/21/2013	4353	NORCAL ENGINEERING	440.00	0.00	440.00
49137	02/21/2013	4215	M.O. DION & SONS. INC.	2,014.66	0.00	2,014.66
49138	02/21/2013	50512	PATHWAYS VOLUNTEER HOSPICE	750.00	0.00	750.00
49139	02/21/2013	3888	RP AUTOMOTIVE. UAG CERRITOS 1. LLC	39.89	0.00	39.89
49140	02/21/2013	51171	PERS LONG TERM CARE PROGRAM	265.11	0.00	265.11
49141	02/21/2013	43216	PESTICIDE APPLICATORS-PROFESSIONAL ASSN	80.00	0.00	80.00
49142	02/21/2013	57761	PRIORITY MAILING SYSTEMS INC	357.47	0.00	357.47
49143	02/21/2013	63977	RAZZLE BAM BOOM	750.00	0.00	750.00
49144	02/21/2013	926	RICOH AMERICAS CORPORATION	1,522.01	0.00	1,522.01
49145	02/21/2013	39268	SHARRARD. RICHARD	72.80	0.00	72.80
49146	02/21/2013	29400	SOUTHERN CALIFORNIA EDISON CO	76,534.72	0.00	76,534.72
49147	02/21/2013	29500	SOUTHERN CALIFORNIA GAS CO	4,420.49	0.00	4,420.49
49148	02/21/2013	49804	SOUTHLAND CREDIT UNION	10,248.76	0.00	10,248.76
49149	02/21/2013	4026	SPASEFF. TED C	375.00	0.00	375.00
49150	02/21/2013	4368	SPECIALTY TIRES LLC	94.29	0.00	94.29
49151	02/21/2013	49529	SPICERS PAPER INC.	1,120.88	10.28	1,110.60
49152	02/21/2013	66215	SUPERIOR COURT OF CALIFORNIA	9,176.00	0.00	9,176.00
49153	02/21/2013	66215	SUPERIOR COURT OF CALIFORNIA	7,807.50	0.00	7,807.50
49154	02/21/2013	1676	U.S. TELEPACIFIC CORP	401.91	0.00	401.91
49155	02/21/2013	2372	TGIS CATERING SVCS. INC	163.11	0.00	163.11
49156	02/21/2013	4373	AMERICAN CASISSON INC.	400.00	0.00	400.00
49157	02/21/2013	528	TIME WARNER CABLE	2,871.71	0.00	2,871.71
49158	02/21/2013	47854	TRUESDAIL LABORATORIES INC	1,645.39	0.00	1,645.39
49159	02/21/2013	4356	U.S. BANK PARS ACCT #6746022400	2,453.27	0.00	2,453.27
49160	02/21/2013	1437	U.S. BANK NATIONAL ASSOCIATION	6,283.73	0.00	6,283.73
49161	02/21/2013	4216	U.S. DEPARTMENT OF HUD	125.00	0.00	125.00
49162	02/21/2013	53760	UNITED WAY OF GREATER LOS ANGELE	262.00	0.00	262.00
49163	02/21/2013	1682	VELOCITY AIR ENGINEERING. INC	5,159.00	0.00	5,159.00
49164	02/21/2013	60430	VERIZON CALIFORNIA INC	1,830.96	0.00	1,830.96
49165	02/21/2013	7400	WATER REPLENISHMENT DISTRICT OF	171,890.68	0.00	171,890.68
49166	02/21/2013	17640	WAXIE ENTERPRISES INC	1,752.33	0.00	1,752.33
49167	02/21/2013	62628	WELLS. C. PIPELINE MATERIALS	478.44	0.00	478.44
49168	02/21/2013	50058	WHITE HOUSE FLORIST. INC	626.75	0.00	626.75
49169	02/21/2013	4167	WHITE NELSON DIEHL EVANS LLP	5,000.00	0.00	5,000.00
49170	02/21/2013	3699	ABDU. SHIRLEY	250.00	0.00	250.00
49171	02/21/2013	3699	BRAZILE. LAVERSA	250.00	0.00	250.00
49172	02/21/2013	3699	CASTANEDA. RICHARD	250.00	0.00	250.00

CITY OF LAKEWOOD

SUMMARY CHECK REGISTER

CHECK #	CHECK DATE	VEND #	VENDOR NAME	GROSS	DISC.	CHECK AMOUNT
49173	02/21/2013	3699	CHAMBERS. YVETTE	250.00	0.00	250.00
49174	02/21/2013	3699	DIXON. MARY	15.00	0.00	15.00
49175	02/21/2013	3699	DIXON. SUE	20.00	0.00	20.00
49176	02/21/2013	3699	FERMIN. EDGARDO	250.00	0.00	250.00
49177	02/21/2013	3699	FILITTI. GLORIA MONICA	250.00	0.00	250.00
49178	02/21/2013	3699	GOLDEN GLASS. INC	36.00	0.00	36.00
49179	02/21/2013	3699	HALL. MARY	250.00	0.00	250.00
49180	02/21/2013	3699	KONYALIAN. LIZBETH	250.00	0.00	250.00
49181	02/21/2013	3699	LOPEZ. LARSEN	250.00	0.00	250.00
49182	02/21/2013	3699	MANDALA. TRAVIS	250.00	0.00	250.00
49183	02/21/2013	3699	MENA. GERARDO	250.00	0.00	250.00
49184	02/21/2013	3699	MODINA. CASSIE MARIE	250.00	0.00	250.00
49185	02/21/2013	3699	MONTOKA. BARBARA	35.00	0.00	35.00
49186	02/21/2013	3699	NIETO. MARIA	250.00	0.00	250.00
49187	02/21/2013	3699	OLSEN. CONNIE	20.00	0.00	20.00
49188	02/21/2013	3699	PABLO. ARMANDO	250.00	0.00	250.00
49189	02/21/2013	3699	PENERA. LORIE	250.00	0.00	250.00
49190	02/21/2013	3699	PROVENCHEK. JOAN	30.00	0.00	30.00
49191	02/21/2013	3699	RAMIREZ. ISABEL	250.00	0.00	250.00
49192	02/21/2013	3699	ROBINSON. WATASHA	250.00	0.00	250.00
49193	02/21/2013	3699	SAUCEDO. IRENE	250.00	0.00	250.00
49194	02/21/2013	3699	SIMON. GERALD	250.00	0.00	250.00
49195	02/21/2013	3699	VALADEZ. MONICA	250.00	0.00	250.00
49196	02/21/2013	3699	WARNOCK. CATHRYNE	60.00	0.00	60.00
49197	02/21/2013	3699	WILVERS. CHRISTINE	15.00	0.00	15.00
Totals:				<u>464,790.87</u>	<u>15.68</u>	<u>464,775.19</u>

**CITY OF LAKEWOOD
FUND SUMMARY 2/28/2013**

In accordance with section 2521 of the Lakewood Municipal Code there is presented herewith a summary of obligations to be paid by voucher 49198 through 49309. Each of the following demands has been audited by the Director of Administrative Services and approved by the City Manager.

1010	GENERAL FUND	1,330,098.26
1030	CDBG CURRENT YEAR	169,348.36
1050	COMMUNITY FACILITY	136.84
1336	STATE COPS GRANT	8,354.03
1621	LA CNTY MEASURE R	873,593.87
5020	CENTRAL STORES	3,454.76
5030	FLEET MAINTENANCE	1,952.12
6020	GEOGRAPHIC INFORMATION SYSTEM	599.47
7500	WATER UTILITY FUND	21,776.30
8030	TRUST DEPOSIT	188.27
		<hr/>
		2,409,502.28

Council Approval

Date

City Manager

Attest

City Clerk

Director of Administrative Services

CITY OF LAKEWOOD

SUMMARY CHECK REGISTER

CHECK #	CHECK DATE	VEND #	VENDOR NAME	GROSS	DISC.	CHECK AMOUNT
49198	02/22/2013	56889	DELTA DENTAL OF CALIFORNIA	6,939.15	0.00	6,939.15
49199	02/22/2013	62855	P M I	1,483.32	0.00	1,483.32
49200	02/22/2013	37930	STANDARD INSURANCE CO UNIT 22	8,945.42	0.00	8,945.42
49201	02/22/2013	57135	VISION SERVICE PLAN	4,023.45	0.00	4,023.45
49202	02/22/2013	3699	CITY OF LAKEWOOD	8,260.97	0.00	8,260.97
49203	02/26/2013	56510	HAM DELITE - LAKEWOOD INC	91.00	0.00	91.00
49204	02/26/2013	18300	LAKEWOOD CHAMBER OF COMMERCE	140.00	0.00	140.00
49205	02/28/2013	62243	4IMPRINT	201.32	0.00	201.32
49206	02/28/2013	778	A A EQUIPMENT RENTALS CO. INC.	29.10	0.00	29.10
49207	02/28/2013	66011	ACTIVE NETWORK. INC	7,426.05	0.00	7,426.05
49208	02/28/2013	4208	AIRGAS INC	40.55	0.00	40.55
49209	02/28/2013	3982	AMERICAN REPROGRAPHICS COMPANY. LLC	2,158.66	0.00	2,158.66
49210	02/28/2013	41215	AREND. DALE	239.20	0.00	239.20
49211	02/28/2013	66012	BARTKUS. KRISTIN	78.00	0.00	78.00
49212	02/28/2013	65443	BIO CLEAN ENVIRONMENTAL SERVICES INC	1,117.60	0.00	1,117.60
49213	02/28/2013	62737	BOYES. GOBIND	12.35	0.00	12.35
49214	02/28/2013	1935	BREA. CITY OF	39,596.40	0.00	39,596.40
49215	02/28/2013	66457	BRENNTAG PACIFIC. INC	3,232.57	0.00	3,232.57
49216	02/28/2013	4064	CALIF MUNICIPAL REVENUE & TAX ASSOCIATION	50.00	0.00	50.00
49217	02/28/2013	6300	CALIFORNIA CONTRACT CITIES ASN	750.00	0.00	750.00
49218	02/28/2013	6300	CALIFORNIA CONTRACT CITIES ASN	1,250.00	0.00	1,250.00
49219	02/28/2013	62164	CARD INTEGRATORS CORP	102.20	0.00	102.20
49220	02/28/2013	524	CARE FOR THE CHILDREN	2,197.65	0.00	2,197.65
49221	02/28/2013	7300	CARSON SUPPLY CO	81.23	0.00	81.23
49222	02/28/2013	51331	CERRITOS POOL SUPPLY	34.79	0.00	34.79
49223	02/28/2013	1035	CHASE BANK	2,569.37	0.00	2,569.37
49224	02/28/2013	45894	CINTAS CORPORATION	147.00	0.00	147.00
49225	02/28/2013	53451	COMMUNITY FAMILY GUIDANCE CTR	100.00	0.00	100.00
49226	02/28/2013	4226	CORONA CLAY COMPANY	1,338.88	0.00	1,338.88
49227	02/28/2013	4380	CAPITAL ONE NATIONAL ASSOCIATION	392.81	0.00	392.81
49228	02/28/2013	1014	CUB SCOUT PACK #208	250.00	0.00	250.00
49229	02/28/2013	59400	C & C AUTOMOTIVE/ MARFIELD MGMT. INC	256.05	0.00	256.05
49230	02/28/2013	27200	DICKSON. R F CO INC	33.21	0.00	33.21
49231	02/28/2013	3199	EDCO WASTE SERVICES. LLC	358,929.58	0.00	358,929.58
49232	02/28/2013	3946	FERGUSON ENTERPRISES. INC.	15,486.38	0.00	15,486.38
49233	02/28/2013	63519	FLUE STEAM. INC	24.00	0.00	24.00
49234	02/28/2013	33150	GRAINGER. W W INC	18.10	0.00	18.10
49235	02/28/2013	3970	GREIF. INC	905.97	0.00	905.97
49236	02/28/2013	4205	GRIFFITH AIR TOOL. INC.	39.32	0.00	39.32
49237	02/28/2013	65575	HAP'S AUTO PARTS	346.89	0.00	346.89
49238	02/28/2013	35477	HARA. M. LAWNMOWER CENTER	618.03	0.00	618.03
49239	02/28/2013	42031	HOME DEPOT. THE	1,551.50	0.00	1,551.50
49240	02/28/2013	4322	ICON SHELTERS. INC.	28,102.91	0.00	28,102.91
49241	02/28/2013	36589	IMMEDIATE MEDICAL CARE	125.00	0.00	125.00

CITY OF LAKEWOOD

SUMMARY CHECK REGISTER

CHECK #	CHECK DATE	VEND #	VENDOR NAME	GROSS	DISC.	CHECK AMOUNT
49242	02/28/2013	65390	IMN (IMAKENEWS. INC.)	2,749.85	0.00	2,749.85
49243	02/28/2013	59873	JJS PALOMO'S STEEL. INC	1,151.64	0.00	1,151.64
49244	02/28/2013	36167	KARTER. JANET	19.50	0.00	19.50
49245	02/28/2013	417	KARZEN. TIFFANY	250.00	0.00	250.00
49246	02/28/2013	54365	KNORR SYSTEMS INC.	176.00	0.00	176.00
49247	02/28/2013	60654	ECONOMIC DEVELOPMENT CORP OF LOS ANGELE	1,000.00	0.00	1,000.00
49248	02/28/2013	34443	LAKEWOOD ARTIST GUILD	300.00	0.00	300.00
49249	02/28/2013	18300	LAKEWOOD CHAMBER OF COMMERCE	1,833.33	0.00	1,833.33
49250	02/28/2013	53849	LAKEWOOD ROTARY CLUB	306.00	0.00	306.00
49251	02/28/2013	18550	LAKEWOOD. CITY OF	188.27	0.00	188.27
49252	02/28/2013	43017	LARSEN. DEBRA	136.84	0.00	136.84
49253	02/28/2013	19450	LEAGUE OF CALIFORNIA CITIES	70.00	0.00	70.00
49254	02/28/2013	44733	LIEBERT. CASSIDY. WHITMORE	890.00	0.00	890.00
49255	02/28/2013	19710	LINCOLN EQUIPMENT INC	8,522.93	0.00	8,522.93
49256	02/28/2013	20300	LONG BEACH CITY GAS & WATER DEPT	102.03	0.00	102.03
49257	02/28/2013	62156	LOS ANGELES CO SANITATION DISTRICTS	461.86	0.00	461.86
49258	02/28/2013	21600	LOS ANGELES CO SHERIFFS DEPT	731,868.70	0.00	731,868.70
49259	02/28/2013	41545	PACIFIC PREMIER RETAIL TRUST	4,862.46	0.00	4,862.46
49260	02/28/2013	3856	MAILFINANCE	862.79	0.00	862.79
49261	02/28/2013	23130	MC MASTER-CARR SUPPLY CO	75.04	0.00	75.04
49262	02/28/2013	62741	MITCHELL REPAIR INFORMATION CO. LLC	118.81	0.00	118.81
49263	02/28/2013	4358	NADAR. INC	73,648.75	0.00	73,648.75
49264	02/28/2013	4377	NATIONAL ECON CORP	450.00	0.00	450.00
49265	02/28/2013	3922	NOBLE. R.J. COMPANY	873,593.87	0.00	873,593.87
49266	02/28/2013	47554	OFFICE DEPOT BUSINESS SVCS	775.69	0.00	775.69
49267	02/28/2013	64479	OFFICE MAX - A BOISE COMPANY	304.22	0.00	304.22
49268	02/28/2013	47288	PEP BOYS-MANNY. MOE & JACK OF CALIFORNIA	292.09	0.00	292.09
49269	02/28/2013	606	ROBINETT PLUMBING INC.	375.00	0.00	375.00
49270	02/28/2013	2579	ROMBERG EXCAVATION & OPERATIONS. INC	168,898.36	0.00	168,898.36
49271	02/28/2013	47285	ROTARY CORP	288.90	0.00	288.90
49272	02/28/2013	54204	SHAMROCK SUPPLY CO	218.00	0.00	218.00
49273	02/28/2013	28600	SIMS WELDING SUPPLY CO. INC.	72.77	0.00	72.77
49274	02/28/2013	64790	SKOLNIK. STEVEN N	16,777.87	0.00	16,777.87
49275	02/28/2013	52279	SMART & FINAL. INC	260.77	0.00	260.77
49276	02/28/2013	26900	SO CALIF SECURITY CENTERS INC.	145.45	0.00	145.45
49277	02/28/2013	61543	COMPUTER & PERIPHERALS GROUP	295.25	0.00	295.25
49278	02/28/2013	4368	SPECIALTY TIRES LLC	31.07	0.00	31.07
49279	02/28/2013	4364	THE RINKS-LAKEWOOD ICE	53.30	0.00	53.30
49280	02/28/2013	47854	TRUESDAIL LABORATORIES INC	918.18	0.00	918.18
49281	02/28/2013	64024	U S POSTAL SERVICE	3,249.00	0.00	3,249.00
49282	02/28/2013	31800	U S POSTMASTER	200.00	0.00	200.00
49283	02/28/2013	60430	VERIZON CALIFORNIA INC	79.99	0.00	79.99
49284	02/28/2013	33200	WALTERS WHOLESALE ELECTRIC CO	27.86	0.51	27.35
49285	02/28/2013	17640	WAXIE ENTERPRISES INC	1,276.00	0.00	1,276.00

CITY OF LAKEWOOD

SUMMARY CHECK REGISTER

CHECK #	CHECK DATE	VEND #	VENDOR NAME	GROSS	DISC.	CHECK AMOUNT
49286	02/28/2013	2279	AMERICAN PACIFIC PRINTERS COLLEGES INC	7,048.09	0.00	7,048.09
49287	02/28/2013	3699	WORTHYLAKE. KEREN & DANIEL	40.43	0.00	40.43
49288	02/28/2013	3699	SAUERHEBER. KEVIN M.	82.85	0.00	82.85
49289	02/28/2013	3699	BERECOCHEA. TAMMIE	25.00	0.00	25.00
49290	02/28/2013	3699	CERVANTES. MERCADO BENITO	40.00	0.00	40.00
49291	02/28/2013	3699	CISNEROS. EDISON	250.00	0.00	250.00
49292	02/28/2013	3699	DARIO. HAZEL	250.00	0.00	250.00
49293	02/28/2013	3699	DATTARAY. ASHIS	250.00	0.00	250.00
49294	02/28/2013	3699	DE ANDA. MARINA	250.00	0.00	250.00
49295	02/28/2013	3699	DENNIS. ANDRE	25.00	0.00	25.00
49296	02/28/2013	3699	EBERLY. TAMMY	250.00	0.00	250.00
49297	02/28/2013	3699	FERNANDEZ. ANITA	250.00	0.00	250.00
49298	02/28/2013	3699	HENDERSON. JOVAN	250.00	0.00	250.00
49299	02/28/2013	3699	MAMARADLO. RICKY	250.00	0.00	250.00
49300	02/28/2013	3699	NISWONGER. JANE	250.00	0.00	250.00
49301	02/28/2013	3699	O'QUINN. CHENE	250.00	0.00	250.00
49302	02/28/2013	3699	PAGE. LILIANA	250.00	0.00	250.00
49303	02/28/2013	3699	PERALTA. JACLYN	250.00	0.00	250.00
49304	02/28/2013	3699	REYES. KAREN	245.00	0.00	245.00
49305	02/28/2013	3699	STURM. TRACY	250.00	0.00	250.00
49306	02/28/2013	3699	SY. CHEENA	250.00	0.00	250.00
49307	02/28/2013	3699	WEBB. LISA	250.00	0.00	250.00
49308	02/28/2013	3699	WILLIAMS. MARTHA	102.00	0.00	102.00
49309	02/28/2013	3699	WOODS-PRYOR. LIJON	250.00	0.00	250.00
Totals:				<u>2,409,502.79</u>	<u>0.51</u>	<u>2,409,502.28</u>

**CITY OF LAKEWOOD
FUND SUMMARY 3/7/2013**

In accordance with section 2521 of the Lakewood Municipal Code there is presented herewith a summary of obligations to be paid by voucher 49310 through 49446. Each of the following demands has been audited by the Director of Administrative Services and approved by the City Manager.

1010	GENERAL FUND	102,528.16
1030	CDBG CURRENT YEAR	1,815.00
1050	COMMUNITY FACILITY	2,843.38
1621	LA CNTY MEASURE R	716.60
3060	PROPOSITION "A"	16,121.15
3070	PROPOSITION "C"	2,132.25
5010	GRAPHICS AND COPY CENTER	1,034.68
5020	CENTRAL STORES	1,132.25
5030	FLEET MAINTENANCE	1,748.29
7500	WATER UTILITY FUND	20,402.54
8030	TRUST DEPOSIT	1,928.10
		<hr/>
		152,402.40

Council Approval

Date

City Manager

Attest

City Clerk

Director of Administrative Services

CITY OF LAKEWOOD

SUMMARY CHECK REGISTER

CHECK #	CHECK DATE	VEND #	VENDOR NAME	GROSS	DISC.	CHECK AMOUNT
49310			VOID			
49311	03/05/2013	29475	SOUTHERN CALIFORNIA EDISON CO	268.40	0.00	268.40
49312	03/07/2013	4260	SBC GLOBAL SERVICES. INC	406.56	0.00	406.56
49313	03/07/2013	4113	SHAKER. NERMINE	3,916.00	0.00	3,916.00
49314	03/07/2013	2701	AIRE RITE A/C & REFRIGERATION. INC	262.00	0.00	262.00
49315	03/07/2013	50112	ALIN PARTY SUPPLY CO.	12.76	0.00	12.76
49316	03/07/2013	2550	AMERICAN PLANNING ASSOC	299.00	0.00	299.00
49317	03/07/2013	4373	AMERICAN CASISSON INC.	800.00	0.00	800.00
49318	03/07/2013	66012	BARTKUS. KRISTIN	152.75	0.00	152.75
49319	03/07/2013	60038	BDA ASSOCIATES. INC	5,430.00	0.00	5,430.00
49320	03/07/2013	52244	BELLFLOWER. CITY OF	287.88	0.00	287.88
49321	03/07/2013	66457	BRENNTAG PACIFIC. INC	3,338.50	0.00	3,338.50
49322	03/07/2013	1484	CALDERONE. SAMUEL	200.00	0.00	200.00
49323	03/07/2013	307	CALIF. STATE DISBURSEMENT UNIT	287.53	0.00	287.53
49324	03/07/2013	1709	CAPPO. INC.	69.00	0.00	69.00
49325	03/07/2013	7300	CARSON SUPPLY CO	70.19	0.00	70.19
49326	03/07/2013	7500	CENTRAL BASIN MUNICIPAL WATER	1,608.00	0.00	1,608.00
49327	03/07/2013	45894	CINTAS CORPORATION	68.50	0.00	68.50
49328	03/07/2013	57070	CITY LIGHT & POWER LKWD. INC	716.60	0.00	716.60
49329	03/07/2013	4380	CAPITAL ONE NATIONAL ASSOCIATION	654.32	0.00	654.32
49330	03/07/2013	59400	C & C AUTOMOTIVE/ MARFIELD MGMT. INC	213.18	0.00	213.18
49331	03/07/2013	4372	DAY & NITE DOORS. INC	10,000.00	0.00	10,000.00
49332	03/07/2013	51393	EMPLOYMENT DEVELOPMENT DEPT	8,975.00	0.00	8,975.00
49333	03/07/2013	53706	F & A FEDERAL CREDIT UNION	10,513.50	0.00	10,513.50
49334	03/07/2013	61688	FULL COMPASS SYSTEMS. LTD	149.70	0.00	149.70
49335	03/07/2013	3188	GALLS. AN ARAMARK CO. LLC	2,535.97	0.00	2,535.97
49336	03/07/2013	64215	GOLD COAST AWARDS. INC	509.85	0.00	509.85
49337	03/07/2013	52540	GONSALVES. JOE A & SON	4,482.00	0.00	4,482.00
49338	03/07/2013	61769	GRAUTEN. EVELYN R	591.50	0.00	591.50
49339	03/07/2013	3285	GREENO. KAREN	187.20	0.00	187.20
49340	03/07/2013	65575	HAP'S AUTO PARTS	307.14	0.00	307.14
49341	03/07/2013	59486	HERMAN. LINDA	225.00	0.00	225.00
49342	03/07/2013	42031	HOME DEPOT. THE	110.29	0.00	110.29
49343	03/07/2013	4327	EVERGREEN TRAILS. INC	1,458.25	0.00	1,458.25
49344	03/07/2013	50740	INTERNAL REVENUE SERVICE	50.00	0.00	50.00
49345	03/07/2013	66412	KWIK-COVERS	202.51	0.00	202.51
49346	03/07/2013	53311	LAKEWOOD MEALS ON WHEELS	875.00	0.00	875.00
49347	03/07/2013	18550	LAKEWOOD. CITY OF	81.50	0.00	81.50
49348	03/07/2013	19450	LEAGUE OF CALIFORNIA CITIES	35.00	0.00	35.00
49349	03/07/2013	44733	LIEBERT. CASSIDY. WHITMORE	720.00	0.00	720.00
49350	03/07/2013	44733	LIEBERT. CASSIDY. WHITMORE	55.00	0.00	55.00
49351	03/07/2013	2409	LIFTECH ELEVATOR SERVICES INC.	465.00	0.00	465.00
49352	03/07/2013	59144	LONG BEACH CITY	1,284.95	0.00	1,284.95
49353	03/07/2013	20700	LONG BEACH PUBLIC TRANSPORTATION CO	16,121.15	0.00	16,121.15

CITY OF LAKEWOOD

SUMMARY CHECK REGISTER

CHECK #	CHECK DATE	VEND #	VENDOR NAME	GROSS	DISC.	CHECK AMOUNT
49354	03/07/2013	3564	LONG BEACH . CITY OF. WATER DEPARTMENT	215.35	0.00	215.35
49355	03/07/2013	36844	LOS ANGELES COUNTY DEPT OF PUBLIC WORKS	2,630.41	0.00	2,630.41
49356	03/07/2013	53282	MAINTENANCE SUPERINTENDENTS ASSOC.	175.00	0.00	175.00
49357	03/07/2013	60839	MARKOPULOS. CYNTHIA	250.25	0.00	250.25
49358	03/07/2013	65773	MAYFLOWER DISTRIBUTING COMPANY	114.98	0.00	114.98
49359	03/07/2013	46696	MEYER & ASSOCIATES	3,940.00	0.00	3,940.00
49360	03/07/2013	1369	MYERS. HOUGHTON & PARTNERS INC	800.00	0.00	800.00
49361	03/07/2013	45154	MOORE IACOFANO GOLTSMAN. INC.	835.00	0.00	835.00
49362	03/07/2013	64333	MOSES-CALDERA. ISABEL	1,102.40	0.00	1,102.40
49363	03/07/2013	53619	NATIONAL SAFETY COUNCIL	375.00	0.00	375.00
49364	03/07/2013	2546	NIFTY AFTER FIFTY	96.00	0.00	96.00
49365	03/07/2013	47554	OFFICE DEPOT BUSINESS SVCS	137.93	0.00	137.93
49366	03/07/2013	4367	OROZCO'S AUTO SERVICE. INC.	120.00	0.00	120.00
49367	03/07/2013	65425	PACIFIC CARPETS. INC	200.00	0.00	200.00
49368	03/07/2013	450	PACIFIC EH & S SERVICES. INC	1,227.61	0.00	1,227.61
49369	03/07/2013	63708	DY-JO CORPORATION	635.00	0.00	635.00
49370	03/07/2013	46945	TAYLOR CORPORATION	56.77	0.00	56.77
49371	03/07/2013	51171	PERS LONG TERM CARE PROGRAM	265.11	0.00	265.11
49372	03/07/2013	1615	PFM ASSET MANAGEMENT. LLC	3,089.85	0.00	3,089.85
49373	03/07/2013	4374	PITNEY BOWES INC.	9,607.26	0.00	9,607.26
49374	03/07/2013	36404	R.H.F. INC.	285.91	0.00	285.91
49375	03/07/2013	4333	REYES. MICHELLE	145.60	0.00	145.60
49376	03/07/2013	926	RICOH AMERICAS CORPORATION	1,034.68	0.00	1,034.68
49377	03/07/2013	45437	S & J SUPPLY CO.	703.06	0.00	703.06
49378	03/07/2013	56359	S Y NURSERY	638.58	0.00	638.58
49379	03/07/2013	4309	SAFESHRED	25.00	0.00	25.00
49380	03/07/2013	1841	SAFETY DRIVER'S ED. LLC	143.00	0.00	143.00
49381	03/07/2013	51496	SECRETARY OF STATE	40.00	0.00	40.00
49382	03/07/2013	3991	SEGERSTROM CENTER FOR THE ARTS	750.00	0.00	750.00
49383	03/07/2013	52279	SMART & FINAL. INC	60.72	0.00	60.72
49384	03/07/2013	29100	SNAP-ON INDUSTRIAL. DIV OF IDSC HOLDINGS LL	427.03	0.00	427.03
49385	03/07/2013	26900	SO CALIF SECURITY CENTERS INC.	46.79	0.00	46.79
49386	03/07/2013	38918	SOROPTIMIST. INTL. LKWD/LONG BEACH	126.00	0.00	126.00
49387	03/07/2013	4177	SOUTHERN CALIF ACADEMY OF MUSIC. INC	429.00	0.00	429.00
49388	03/07/2013	29400	SOUTHERN CALIFORNIA EDISON CO	2,927.83	0.00	2,927.83
49389	03/07/2013	49804	SOUTHLAND CREDIT UNION	10,248.76	0.00	10,248.76
49390	03/07/2013	29800	SPARKLETTS	115.49	0.00	115.49
49391	03/07/2013	4368	SPECIALTY TIRES LLC	117.18	0.00	117.18
49392	03/07/2013	60792	STEPHENS. ERIC	44.20	0.00	44.20
49393	03/07/2013	55947	STOVER SEED COMPANY	594.10	0.00	594.10
49394	03/07/2013	60359	CNS INDUSTRIES INC	896.49	0.00	896.49
49395	03/07/2013	59212	TETRA TECH. INC	10,051.33	0.00	10,051.33
49396	03/07/2013	2372	TGIS CATERING SVCS. INC	640.00	0.00	640.00
49397	03/07/2013	4364	THE RINKS-LAKEWOOD ICE	79.95	0.00	79.95

CITY OF LAKEWOOD

SUMMARY CHECK REGISTER

CHECK #	CHECK DATE	VEND #	VENDOR NAME	GROSS	DISC.	CHECK AMOUNT
49398	03/07/2013	3110	TORRES LOPEZ. JAVIER	72.50	0.00	72.50
49399	03/07/2013	47854	TRUESDAIL LABORATORIES INC	802.76	0.00	802.76
49400	03/07/2013	65224	TUMBLE-N-KIDS. INC	740.48	0.00	740.48
49401	03/07/2013	60685	TURF STAR	422.76	0.00	422.76
49402	03/07/2013	4356	U.S. BANK PARS ACCT #6746022400	2,383.71	0.00	2,383.71
49403	03/07/2013	4216	U.S. DEPARTMENT OF HUD	125.00	0.00	125.00
49404	03/07/2013	49848	USA BLUE BOOK A DIVISION OF	849.41	0.00	849.41
49405	03/07/2013	4336	VILLA-REAL. WILHELMINA C	249.60	0.00	249.60
49406	03/07/2013	4334	CREATIVE VOICE DEVELOPMENT CORP	130.00	0.00	130.00
49407	03/07/2013	33200	WALTERS WHOLESALE ELECTRIC CO	1,066.40	19.57	1,046.83
49408	03/07/2013	3943	WATERLINE TECHNOLOGIES. INC.	1,105.07	0.00	1,105.07
49409	03/07/2013	17640	WAXIE ENTERPRISES INC	321.20	0.00	321.20
49410	03/07/2013	36166	WEGENER. KATHY	16.25	0.00	16.25
49411	03/07/2013	37745	WESTERN EXTERMINATOR CO	162.00	0.00	162.00
49412	03/07/2013	52325	WESTERN HELICOPTERS. INC	350.00	0.00	350.00
49413	03/07/2013	2279	AMERICAN PACIFIC PRINTERS COLLEGES INC	148.24	0.00	148.24
49414	03/07/2013	35146	WILLDAN ASSOCIATES	1,320.00	0.00	1,320.00
49415	03/07/2013	2145	WYNN. LAKYN	52.00	0.00	52.00
49416	03/07/2013	550	YALE/CHASE	540.00	0.00	540.00
49417	03/07/2013	3699	ESTRADA. ODILON & LINDA	454.80	0.00	454.80
49418	03/07/2013	3699	STANTON. CYNTHIA N	234.46	0.00	234.46
49419	03/07/2013	3699	MIDDOUGH. ANGELA S	15.78	0.00	15.78
49420	03/07/2013	3699	POWELL. DAVID & KRISTIN	38.95	0.00	38.95
49421	03/07/2013	3699	EPSTEIN. M J	10.57	0.00	10.57
49422	03/07/2013	3699	DEVERA. MARLENE	59.38	0.00	59.38
49423	03/07/2013	3699	STROUSE. B E	50.35	0.00	50.35
49424	03/07/2013	3699	BRAEMER. NICHOLAS	90.00	0.00	90.00
49425	03/07/2013	3699	ATKINSON. AMY	250.00	0.00	250.00
49426	03/07/2013	3699	BENSON. ALEXANDRIA	250.00	0.00	250.00
49427	03/07/2013	3699	BOY SCOUT LONG BEACH AREA COUNCIL	250.00	0.00	250.00
49428	03/07/2013	3699	CHRUN. CHANNOPHEA	250.00	0.00	250.00
49429	03/07/2013	3699	CLINE. FRANCES	250.00	0.00	250.00
49430	03/07/2013	3699	DAY. SEAN	250.00	0.00	250.00
49431	03/07/2013	3699	DISALVO. PAMELA	313.00	0.00	313.00
49432	03/07/2013	3699	DUCKWORTH. ERIK	250.00	0.00	250.00
49433	03/07/2013	3699	HABACON. VANESSA	250.00	0.00	250.00
49434	03/07/2013	3699	HERNDON. AMBER	250.00	0.00	250.00
49435	03/07/2013	3699	JAIME. EMMA	250.00	0.00	250.00
49436	03/07/2013	3699	LUGO. ANA	250.00	0.00	250.00
49437	03/07/2013	3699	MC CAMBRIDGE. ANNE	23.00	0.00	23.00
49438	03/07/2013	3699	MC WILLIAMS. JAMES	338.00	0.00	338.00
49439	03/07/2013	3699	MEDINA. FRANCISCO	250.00	0.00	250.00
49440	03/07/2013	3699	ROBINSON. JUDI	250.00	0.00	250.00
49441	03/07/2013	3699	ROSNICK. TIMOTHY	20.00	0.00	20.00

**CITY OF LAKEWOOD
SUMMARY CHECK REGISTER**

CHECK #	CHECK DATE	VEND #	VENDOR NAME	GROSS	DISC.	CHECK AMOUNT
49442	03/07/2013	3699	RUSSELL, RICHARD	250.00	0.00	250.00
49443	03/07/2013	3699	SANCHEZ, SABRINA	250.00	0.00	250.00
49444	03/07/2013	3699	TOLENTINO, SHERLY	250.00	0.00	250.00
49445	03/07/2013	3699	VINCENT, BERNADETTE	250.00	0.00	250.00
49446	03/07/2013	3699	ZUNIGA, MARIA	225.00	0.00	225.00
Totals:				<u>152,421.97</u>	<u>19.57</u>	<u>152,402.40</u>

**CITY OF LAKEWOOD
FUND SUMMARY 3/14/2013**

In accordance with section 2521 of the Lakewood Municipal Code there is presented herewith a summary of obligations to be paid by voucher 49447 through 49576. Each of the following demands has been audited by the Director of Administrative Services and approved by the City Manager.

1010	GENERAL FUND	371,477.86
1015	SPECIAL OLYMPICS	599.68
1020	CABLE TV	910.23
1030	CDBG CURRENT YEAR	4,735.96
1050	COMMUNITY FACILITY	2,698.85
1710	PROPOSITION "A" RECREATION	1,700.26
3070	PROPOSITION "C"	443.86
5010	GRAPHICS AND COPY CENTER	2,304.36
5020	CENTRAL STORES	2,454.55
5030	FLEET MAINTENANCE	29,005.87
7500	WATER UTILITY FUND	16,773.63
8030	TRUST DEPOSIT	2,223.60
		<hr/>
		435,328.71

Council Approval

Date

City Manager

Attest

City Clerk

Director of Administrative Services

CITY OF LAKEWOOD

SUMMARY CHECK REGISTER

CHECK #	CHECK DATE	VEND #	VENDOR NAME	GROSS	DISC.	CHECK AMOUNT
49447	03/14/2013	778	A A EOUIPMENT RENTALS CO. INC.	41.94	0.00	41.94
49448	03/14/2013	61142	ADAMS-HILLERY. SHARRON	2,286.66	0.00	2,286.66
49449	03/14/2013	36901	ADVANCED INC.	13,365.66	0.00	13,365.66
49450	03/14/2013	48210	AIRFLITE. INC	5,015.58	0.00	5,015.58
49451	03/14/2013	47151	ALTEC INDUSTRIES. INC	120.01	0.00	120.01
49452	03/14/2013	4382	AMERICAN PAPER PLASTIC SERVICES. INC.	193.48	0.00	193.48
49453	03/14/2013	57717	ABC UNIFIED SCHOOL DISTRICT	275.00	0.00	275.00
49454	03/14/2013	58803	ATTEMA. SHERIDAN	65.38	0.00	65.38
49455	03/14/2013	66012	BARTKUS. KRISTIN	1,159.61	0.00	1,159.61
49456	03/14/2013	48482	BENSON. ELLEN	117.73	0.00	117.73
49457	03/14/2013	60304	BSN SPORTS	2,223.60	0.00	2,223.60
49458	03/14/2013	48469	BURWELL. MICHAEL RAY	340.00	0.00	340.00
49459	03/14/2013	51721	C A P I O	800.00	0.00	800.00
49460	03/14/2013	53983	CALIFORNIA ST OF -FRANCHISE TAX BOARD	400.00	0.00	400.00
49461	03/14/2013	6600	CALIFORNIA STATE DEPT OF JUSTICE	4,250.00	0.00	4,250.00
49462	03/14/2013	4383	CALIFORNIA STRAWBERRY FESTIVAL	533.75	0.00	533.75
49463	03/14/2013	4270	CARROLL. MEGAN J	395.00	0.00	395.00
49464	03/14/2013	909	CERRITOS NURSERY	196.20	0.00	196.20
49465	03/14/2013	43135	CERRITOS. CITY OF - WATER DIVISION	5,810.40	0.00	5,810.40
49466	03/14/2013	45894	CINTAS CORPORATION	79.50	0.00	79.50
49467	03/14/2013	2084	CLEVELAND ELEMENTARY	250.00	0.00	250.00
49468	03/14/2013	53451	COMMUNITY FAMILY GUIDANCE CTR	750.00	0.00	750.00
49469	03/14/2013	60195	CR TRANSFER. INC	4,327.06	0.00	4,327.06
49470	03/14/2013	62407	CRN AM CAR WASH INC.	78.00	0.00	78.00
49471	03/14/2013	59400	C & C AUTOMOTIVE/ MARFIELD MGMT. INC	216.29	0.00	216.29
49472	03/14/2013	57602	DATA OUIK INFORMATION SYSTEMS. INC	189.50	0.00	189.50
49473	03/14/2013	4204	DAVEY'S LOCKER SPORTFISHING & WHALE WATC	445.00	0.00	445.00
49474	03/14/2013	2548	DAY. KATHY	409.50	0.00	409.50
49475	03/14/2013	56889	DELTA DENTAL OF CALIFORNIA	7,264.26	0.00	7,264.26
49476	03/14/2013	27200	DICKSON. R F CO INC	46,790.60	0.00	46,790.60
49477	03/14/2013	52316	FEDERAL EXPRESS CORP	202.65	0.00	202.65
49478	03/14/2013	3769	FIREWORKS & STAGE FX AMERICA	6,500.00	0.00	6,500.00
49479	03/14/2013	4385	FOGARTY. BRUCE	30.00	0.00	30.00
49480	03/14/2013	4289	FRAZIER. ROBERT C	97.50	0.00	97.50
49481	03/14/2013	60849	LEINCO ENT. INC	796.41	0.00	796.41
49482	03/14/2013	13030	ACCO BRANDS USA LLC	144.99	0.00	144.99
49483	03/14/2013	1839	GIRASOL NURSERY. INC	64.35	0.00	64.35
49484	03/14/2013	4331	GOODYEAR TIRE & RUBBER COMPANY	61.57	0.00	61.57
49485	03/14/2013	33150	GRAINGER. W W INC	234.79	0.00	234.79
49486	03/14/2013	61769	GRAUTEN. EVELYN R	364.00	0.00	364.00
49487	03/14/2013	3863	GREAT WESTERN PARK & PLAYGROUND. INC	327.97	0.00	327.97
49488	03/14/2013	58838	HANSON AGGREGATES . LLC A LEHIGH HANSON C	100.00	0.00	100.00
49489	03/14/2013	65575	HAP'S AUTO PARTS	298.60	0.00	298.60
49490	03/14/2013	35477	HARA. M. LAWNMOWER CENTER	2,192.47	0.00	2,192.47

CITY OF LAKEWOOD

SUMMARY CHECK REGISTER

CHECK #	CHECK DATE	VEND #	VENDOR NAME	GROSS	DISC.	CHECK AMOUNT
49491	03/14/2013	49554	HAWK. TRUDY (FAHTIEM)	171.60	0.00	171.60
49492	03/14/2013	48001	HESS. TOBY	250.00	0.00	250.00
49493	03/14/2013	34354	HI-WAY SAFETY RENTALS INC	370.60	0.00	370.60
49494	03/14/2013	42031	HOME DEPOT. THE	799.83	0.00	799.83
49495	03/14/2013	41897	HOSE-MAN. THE	117.33	0.00	117.33
49496	03/14/2013	3913	HOWE. DANIEL	163.80	0.00	163.80
49497	03/14/2013	49265	WILTSHIRE. MARY	25.00	0.00	25.00
49498	03/14/2013	4149	INFOSEND. INC	8,205.45	0.00	8,205.45
49499	03/14/2013	53365	KENNY'S AUTO SERVICE	127.00	0.00	127.00
49500	03/14/2013	65339	KLOTZER. HORST	161.00	0.00	161.00
49501	03/14/2013	18400	LAKEWOOD. CITY WATER DEPT	26,429.78	0.00	26,429.78
49502	03/14/2013	4238	LEOMITI. ALIKA	182.00	0.00	182.00
49503	03/14/2013	59705	LOPEZ. JORGE	709.80	0.00	709.80
49504	03/14/2013	45069	LOS ANGELES CO/DEPT PW BLDG SVCS	50,393.75	0.00	50,393.75
49505	03/14/2013	36844	LOS ANGELES COUNTY DEPT OF PUBLIC WORKS	3,226.14	0.00	3,226.14
49506	03/14/2013	58414	MANAGED HEALTH NETWORK	410.02	0.00	410.02
49507	03/14/2013	4055	MANSFIELD GAS EQUIPMENT SYSTEMS CORP	2,858.81	0.00	2,858.81
49508	03/14/2013	46658	MARTUCCI. CHUCK	136.50	0.00	136.50
49509	03/14/2013	46696	MEYER & ASSOCIATES	9,070.00	0.00	9,070.00
49510	03/14/2013	52344	MMASC	150.00	0.00	150.00
49511	03/14/2013	4190	NATIONAL UNION FIRE INSURANCE CO	754.68	0.00	754.68
49512	03/14/2013	4360	NESS. CINDY LOUISE	144.00	0.00	144.00
49513	03/14/2013	56660	O'NEIL. JAMES	59.94	0.00	59.94
49514	03/14/2013	47554	OFFICE DEPOT BUSINESS SVCS	293.27	0.00	293.27
49515	03/14/2013	56461	OVERPACK. NANCY - CARICATURE ARTIST	150.00	0.00	150.00
49516	03/14/2013	62855	P M I	1,472.00	0.00	1,472.00
49517	03/14/2013	450	PACIFIC EH & S SERVICES. INC	3,456.00	0.00	3,456.00
49518	03/14/2013	63708	DY-JO CORPORATION	740.00	0.00	740.00
49519	03/14/2013	46945	TAYLOR CORPORATION	429.00	0.00	429.00
49520	03/14/2013	50512	PATHWAYS VOLUNTEER HOSPICE	750.00	0.00	750.00
49521	03/14/2013	48592	PLUNKETT. DUSTIN	448.50	0.00	448.50
49522	03/14/2013	15600	LONG BEACH PUBLISHING CO	161.45	0.00	161.45
49523	03/14/2013	4371	ORDWAY CORPORATION	225.00	0.00	225.00
49524	03/14/2013	63364	REEVES. NORM HONDA	17.75	0.00	17.75
49525	03/14/2013	4376	REPTACULAR ANIMALS CORPORATION	270.00	0.00	270.00
49526	03/14/2013	926	RICOH AMERICAS CORPORATION	1,934.37	0.00	1,934.37
49527	03/14/2013	47285	ROTARY CORP	79.61	0.00	79.61
49528	03/14/2013	61281	S C W U A	25.00	0.00	25.00
49529	03/14/2013	65297	S.T.E.A.M.	19,308.55	0.00	19,308.55
49530	03/14/2013	63960	SOUTHERN COUNTIES OIL CO	22,067.75	0.00	22,067.75
49531	03/14/2013	47141	STEARNS.CONRAD & SCHMIDT CONSULTING ENGI	768.00	0.00	768.00
49532	03/14/2013	3153	SECTRAN SECURITY. INC	116.60	0.00	116.60
49533	03/14/2013	54204	SHAMROCK SUPPLY CO	528.54	0.00	528.54
49534	03/14/2013	39268	SHARRARD. RICHARD	189.60	0.00	189.60

CITY OF LAKEWOOD

SUMMARY CHECK REGISTER

CHECK #	CHECK DATE	VEND #	VENDOR NAME	GROSS	DISC.	CHECK AMOUNT
49535	03/14/2013	28600	SIMS WELDING SUPPLY CO. INC.	224.07	0.00	224.07
49536	03/14/2013	34471	SKATE DEPOT	195.00	0.00	195.00
49537	03/14/2013	4160	365 SCHEDULE LTD	200.00	0.00	200.00
49538	03/14/2013	29400	SOUTHERN CALIFORNIA EDISON CO	44,651.27	0.00	44,651.27
49539	03/14/2013	59693	SPRINT SPECTRUM LP	2,400.14	0.00	2,400.14
49540	03/14/2013	37930	STANDARD INSURANCE CO UNIT 22	9,055.39	0.00	9,055.39
49541	03/14/2013	2559	STANLEY CONVERGENT SECURITY SOLUTIONS. IN	260.00	0.00	260.00
49542	03/14/2013	64602	STAPLES CONTRACT & COMMERCIAL INC	249.97	0.00	249.97
49543	03/14/2013	60792	STEPHENS. ERIC	28.60	0.00	28.60
49544	03/14/2013	66215	SUPERIOR COURT OF CALIFORNIA	9,869.00	0.00	9,869.00
49545	03/14/2013	66215	SUPERIOR COURT OF CALIFORNIA	9,228.00	0.00	9,228.00
49546	03/14/2013	47854	TRUESDAIL LABORATORIES INC	583.77	0.00	583.77
49547	03/14/2013	61282	TRUGREEN LANDCARE GENERAL PARTNERSHIP	7,184.28	0.00	7,184.28
49548	03/14/2013	60685	TURF STAR	587.13	0.00	587.13
49549	03/14/2013	58601	U S POSTAL SERVICE	25,000.00	0.00	25,000.00
49550	03/14/2013	1437	U.S. BANK NATIONAL ASSOCIATION	24,134.96	0.00	24,134.96
49551	03/14/2013	35089	UNDERGROUND SERVICE ALERT	253.50	0.00	253.50
49552	03/14/2013	1436	USA MOBILITY WIRELESS INC.	6.78	0.00	6.78
49553	03/14/2013	57135	VISION SERVICE PLAN	3,992.86	0.00	3,992.86
49554	03/14/2013	17640	WAXIE ENTERPRISES INC	730.89	0.00	730.89
49555	03/14/2013	41559	WEIGHT WATCHERS	341.62	0.00	341.62
49556	03/14/2013	62628	WELLS. C. PIPELINE MATERIALS	754.17	0.00	754.17
49557	03/14/2013	40925	WEST COAST ARBORISTS. INC	22,547.35	0.00	22,547.35
49558	03/14/2013	37745	WESTERN EXTERMINATOR CO	85.00	0.00	85.00
49559	03/14/2013	35146	WILLDAN ASSOCIATES	450.00	0.00	450.00
49560	03/14/2013	53033	WITHROW. MAX	314.94	0.00	314.94
49561	03/14/2013	3837	WORTHINGTON FORD	12.89	0.00	12.89
49562	03/14/2013	3699	CHAVEZ. MIGUEL & PAOLA	293.10	0.00	293.10
49563	03/14/2013	3699	HERAS. REGINA	250.00	0.00	250.00
49564	03/14/2013	3699	JOHNSON. VELVALINE	250.00	0.00	250.00
49565	03/14/2013	3699	LOPES. ELIAS	450.00	0.00	450.00
49566	03/14/2013	3699	LOSOYA. ANA	250.00	0.00	250.00
49567	03/14/2013	3699	MACIEL-PEREZ. CARLOS	250.00	0.00	250.00
49568	03/14/2013	3699	MANDALA. TRAVIS	250.00	0.00	250.00
49569	03/14/2013	3699	MONETTE. LORETTA	178.00	0.00	178.00
49570	03/14/2013	3699	PEREA. JULIE	250.00	0.00	250.00
49571	03/14/2013	3699	PORTILLO. RITA	100.00	0.00	100.00
49572	03/14/2013	3699	ST BARTHOLOMEW CHURCH	250.00	0.00	250.00
49573	03/14/2013	3699	THOMAS. DOUGLAS	313.00	0.00	313.00
49574	03/14/2013	3699	WALTON. MARY KAY	250.00	0.00	250.00
49575	03/14/2013	3699	YOUNG. MICHAEL	250.00	0.00	250.00
49576	03/14/2013	3699	ZEPEDA. GUADALUPE	250.00	0.00	250.00
Totals:				<u>435,328.71</u>	<u>0.00</u>	<u>435,328.71</u>

D I V I D E R S H E E T

COUNCIL AGENDA

March 26, 2013

TO: The Honorable Mayor and City Council**SUBJECT:** Monthly Report of Investment Transactions**INTRODUCTION**

In accordance with California Government Code Section 53607, the City Council has delegated to the City Treasurer the responsibility to invest or to reinvest funds, or to sell or exchange securities so purchased.

The California Government Code Section 53607 requires that, if such responsibility has been delegated, then the Treasurer "shall make a monthly report of those transactions to the legislative body." In compliance with this requirement, the Monthly Report of Investment Transactions is being rendered to be received and filed.

STATEMENT OF MONTHLY ACTIVITY

<u>Date</u>	<u>Amount at Cost</u>	<u>Vehicle</u>	<u>Transaction</u>
02-07-2013	\$ 4,500.00	FNMA	Interest 0.5%
02-07-2013	\$ 500,000.00	LAIF	Withdrawal
02-11-2013	\$ 1,678.75	CD	Interest 0.772%
02-14-2013	\$ 2,656.50	CD	Interest 1.242%
02-14-2013	\$ 638,670.36	TREAS	Sell
02-14-2013	\$ 609,304.60	FNMA	Purchase
02-15-2013	\$ 1,381.25	TREAS	Interest 0.25%
02-20-2013	\$ 1,350.00	BNY	Interest 1.2%
02-20-2013	\$ 6,300.00	FHLMC	Interest 1%
02-21-2013	\$ 873,447.25	JPM	Sell
02-21-2013	\$ 799,032.00	JPM	Purchase
02-25-2013	\$ 284,900.25	PEPSI	Purchase
02-27-2013	\$ 149,948.00	TOY	Sell
02-27-2013	\$ 146,899.38	TREAS	Sell
02-27-2013	\$ 10,937.50	FNMA	Interest 1.25 %
02-28-2013	\$ 3,125.00	FHLMC	Interest 0.5%
02-28-2013	\$ 100,000.00	UC	Purchase
02-28-2013	\$ 2,000,000.00	LAIF	Withdrawal
02-28-2013	\$ 5.19	CAMP	Interest 0.16%
02-28-2013	\$ 80.57	CAMP	Interest 0.16%

STAFF RECOMMENDATION

It is recommended that the City Council receive and file the Monthly Report of Investment Transactions rendered for the month of February 2013.


Diane Perkin
Director of Administrative Services

Howard L. Chambers
City Manager



D I V I D E R S H E E T

RESOLUTION NO. 2013-2

A RESOLUTION OF THE CITY COUNCIL OF THE CITY OF
LAKEWOOD APPROVING THE AGREEMENT WITH THE
COUNTY OF LOS ANGELES FOR GENERAL SERVICES

THE CITY COUNCIL OF THE CITY OF LAKEWOOD DOES RESOLVE AS FOLLOWS:

SECTION 1. That certain agreement entitled "General Services Agreement" dated July 1, 2013, by and between the City of Lakewood and the County of Los Angeles is hereby accepted and approved by the City Council of the City of Lakewood by and on behalf of the City of Lakewood.

SECTION 2. The Mayor and the City Clerk are directed to execute said agreement by and on behalf of the City of Lakewood.

SECTION 3. Said agreement shall be effective upon its acceptance and approval by the Board of Supervisors of the County of Los Angeles, but in no case prior to July 1, 2013, and upon its effective date, shall supersede that certain Agreement entitled "General Services Agreement" dated July 1, 2008.

SECTION 4. The City Clerk shall certify to the adoption of this resolution.

ADOPTED AND APPROVED THIS 26TH DAY OF MARCH, 2013.

Mayor

ATTEST:

City Clerk

**D
I
V
I
D
E
R

S
H
E
E
T**

Public Hearings

COUNCIL AGENDA

March 26, 2013

TO: The Honorable Mayor and City Council

SUBJECT: 2012 General Plan Annual Progress Report

INTRODUCTION

Lakewood's General Plan is a State-mandated document which plans the framework for the City's physical, social, and economic development for up to thirty years into the future. The City of Lakewood Comprehensive General Plan was adopted on November 12, 1996, and includes the Policy Document, the Technical Background Report, and the Master Environmental Impact Report (MEIR). The general plan annual progress report is required to discuss the progress made towards allowing for the development of housing as specified by the Regional Housing Needs Assessment (RHNA) as well as overall implementation of the general plan.

Government Code Section 65400 requires local planning agencies to submit an annual progress report on the status of the General Plan and progress in its implementation to the local legislative body, the Governor's Office of Planning and Research (OPR), and Department of Housing and Community Development (HCD). The attached General Plan Annual Progress Report was presented to the Planning and Environment Commission on March 7, 2013 for review and after reviewed by the City Council, will subsequently be submitted to OPR and HCD. The General Plan Annual Progress Report must be submitted to the HCD by April 1 per that agency's requirements. Government Code Section 65400.(a).(2).(B) requires that the General Plan Annual Progress Report be considered at an annual public meeting before the legislative body where members of the public are allowed to provide oral testimony and written comments. This hearing provides that opportunity and satisfies this requirement.

STATEMENT OF FACT

Following its adoption in 1996, the City Council has annually reviewed and approved the general plan annual progress report prior to forwarding those reports to OPR and HCD. Government Code Section 65400(b) requires annual progress reports to span calendar years as opposed to the fiscal year reporting period. The April submittal deadline is intended to afford sufficient time for local agencies to complete the progress report for the preceding calendar year.

The MEIR for the General Plan provides the basis for the preparation of subsequent environmental documents for projects that are consistent with the General Plan. The MEIR reduces the costs and time involved in the environmental review of projects that are consistent with the General Plan, and it establishes thresholds, or criteria for significance, to evaluate further projects. Implementation of the General Plan has been successful to date, and it is expected to continue to be the distinct planning tool for the future. Some technical data became dated requiring reconfirmation of the MEIR. A Master Environmental Assessment (MEA) was prepared and found that the MEIR base conditions do not require revisions. In 2007, the City Council adopted Resolution No. 2007-54 approving the MEA.


In June 2007, changes were made to Government Code Section 65400 requiring greater detail on how cities are accommodating housing and meeting their RHNA goals. HCD has finalized the reporting requirements for the general plan annual progress reports. These reporting requirements include specific information relating to housing production and must be submitted on specific forms as provided by HCD. The attached report includes these forms.

SUMMARY

The 2011 General Plan Annual Progress Report summarizes the status of the implementation of the General Plan Policy Document in light of the goals, policies, and implementation programs contained therein. The 2011 General Plan Annual Progress Report was presented to the Planning and Environment Commission at its February 2, 2012 meeting and made the following recommendation.

RECOMMENDATION

The Planning and Environment Commission recommends that the City Council receive and file the 2011 General Plan Annual Progress Report and direct staff to submit the same to the State of California, Governors Office of Planning and Research and the State Department of Housing and Community Development.


Sonia Dias Southwell, AICP
Director of Community Development

Howard L. Chambers
City Manager



The City of Lakewood

2012 General Plan Annual Progress Report

INTRODUCTION

Government Code Section 65400(a)(2) requires local planning agencies to provide an annual progress report to the legislative body on the status of the General Plan and the progress of its implementation. The purpose of the annual progress report is to:

- Provide enough information to allow local legislative bodies to assess how the General Plan is being implemented in accordance with adopted goals, policies, and implementation measures.
- Provide enough information to identify necessary course adjustments or modifications to the General Plan as a means to improve local implementation.
- Provide a clear correlation between land use decisions which have been made during the 12-month reporting period and the goals, policies, and implementation measures contained in the General Plan.
- Provide information regarding local agency progress in meeting its share of regional housing needs and local efforts to remove governmental constraints to the development of housing (as defined in Government Code Sections 65583(c)(3) and 65584.

In November 1996, the Lakewood City Council adopted the update to the City of Lakewood Comprehensive General Plan. A general plan is a State-mandated document which a city uses to plan the framework for its physical, social and economic development for 20 to 30 years into the future. The City of Lakewood General Plan is comprised of seven State-mandated elements and three optional elements. Lakewood's General Plan elements are as follows:

- | | | |
|----------------|--------------------------------------|-------------------------|
| - Land Use | - Open Space | - Air Quality* |
| - Circulation | - Noise | - Economic Development* |
| - Housing | - Safety | |
| - Conservation | - Recreation and Community Services* | *optional elements |

Lakewood's Housing element was adopted by the City Council on February 23rd, 2010 and was certified by the Department of Housing and Community Development on March 22, 2010. Section 65400, et seq. of State law requires that an annual report be presented to the local legislative body, the Governor's Office of Planning and Research, and the Department of Housing and Community Development. Furthermore, Government Code Section 65400 requires that the annual progress report "be considered at an annual public meeting before the legislative body where members of the public shall be allowed to provide oral testimony and written comments." This report is for the review period from January 1, 2012 to December 31, 2012.

IMPLEMENTATION STATUS OF THE ELEMENTS

Land Use Element

Lakewood is primarily a “bedroom community” with much of its land devoted to residential uses and only a very small percentage of land area devoted to land zoned for commercial, industrial, and other land uses. Lakewood is approximately 99% built-out. Development activity in Lakewood’s residential, commercial, and industrial areas is discussed in greater detail below.

Residential Development

A goal of the Land Use Element is to preserve and enhance Lakewood’s desirable residential character. Over the past few years residential building activity has continued to be significantly depressed due to the economic climate. A nationwide recession and the overall outlook on the housing market have been major factors attributed to reduced residential construction activities. As shown in Table 1, there was one two-unit residential development constructed during this review period. This two-unit project was part of the former Lakewood Redevelopment Agency’s Scattered Lot Acquisition Program and provides one market rate unit and one affordable unit. The demolition activities on 207th Street were for blighted properties acquired by the Lakewood Redevelopment Agency. Following the dissolution of redevelopment, these properties are now owned by the successor agency and will be developed for affordable housing at a future date.

Table 1: Residential Construction and Demolition Activity in 2012

Project Address	Units Constructed	Units Demolished	Net Gain of Units	Type of Project
11643-45½ 207 th Street	0	4	-4	LRA Acquisition
11647-47½ 207 th Street	0	2	-2	LRA Acquisition
20821-23 Roseton Avenue	2	0	+2	Duplex
Total Net Dwelling Units:	-4			

The City issued a Request for Proposals, and a developer was selected, for the development of a three-unit affordable housing project. The project site was acquired by the City using Neighborhood Stabilization Program funds from the Department of Housing and Urban Development (HUD). This project is now under construction and is expected to be completed by mid 2013. The quality of Lakewood’s housing stock is an important factor that homebuyers consider when purchasing as demonstrated by the City’s consistently low vacancy rates. Being generally located in the middle of a large metropolitan area, Lakewood’s home prices are partially influenced by the cost of housing in the region. Following the recession of the 1990’s, median home prices for single-family homes continued to rise along with home prices throughout the region, County, and State. In 1996, the year of the General Plan update, the median home price was approximately \$159,000 and continued to rise until it peaked in July 2006 at approximately \$550,000. In 2009, the median home price had decreased to \$367,500. The median home price has increased an average of 4% over the past two years.

Lakewood’s vacancy rate has remained stable over the past decade. Due to foreclosures, the vacancy rate has increased slightly in 2012 as lenders slowly liquidate their inventories of foreclosed homes.

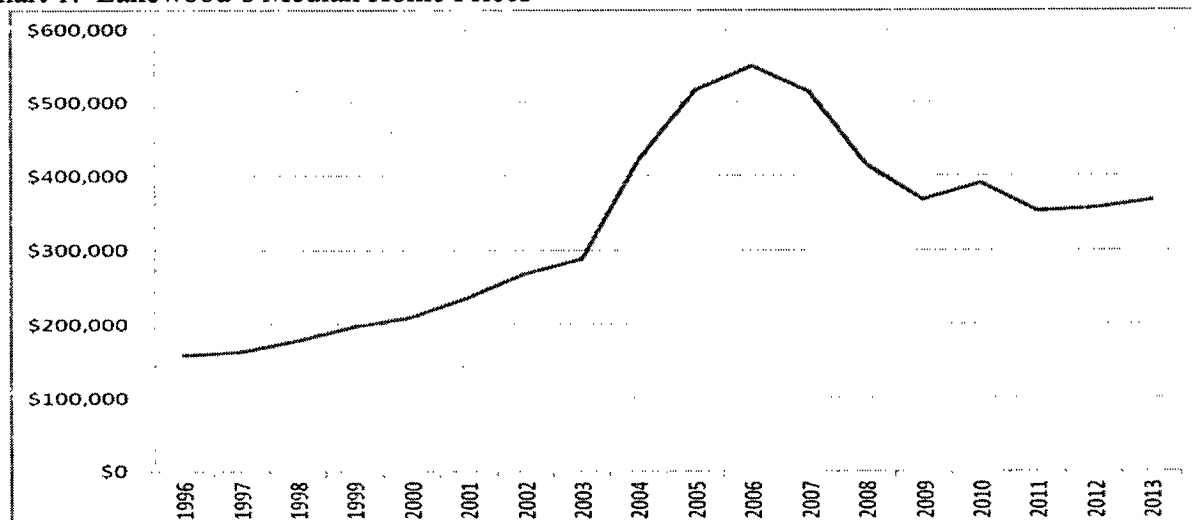
Part of this increase is attributable to the increase of Real Estate Owned (REO) properties, but early 2013 indicators show a decrease of lender-held REO inventories. As a result the vacancy rate of single-family homes is expected to decrease slightly. Table 2 and Chart 1 below illustrate Lakewood's vacancy rates and median home prices:

Table 2: Vacancy Rates and Median Home Prices in Lakewood

Year	Vacancy Rate (1)	Median Home Price (2)
January 1996	2.59%	\$159,000
January 1997	2.58	164,000
January 1998	2.58	178,500
January 1999	2.58	197,900
January 2000	2.59	210,000
January 2001	1.67	236,500
January 2002	1.67	268,957 (3)
February 2003	1.67	288,500
May 2004	1.67	420,000
July 2005	1.67	517,000
February 2006	1.67	550,000
February 2007	1.67	515,000
January 2008	1.67	414,500
January 2009	1.67	367,500
January 2010	1.67	390,000
January 2011	1.67	352,500
January 2012	3.38	356,250
January 2013	n/a	367,000 (4)

Sources: (1) State of California, Department of Finance, *E-5 City/County Population and Housing Estimates, For Cities, Counties and the State, 2001-2010, with 2000 Benchmark*. Sacramento, California, May 2010. (2) California Association of Realtors. (3) Average provided by GRC Associates study, October 21, 2002. (4) Three zip code average based on <http://www.dqnews.com/Charts/Monthly-Charts/LA-Times-Charts/ZIPLAT.aspx> data.

Chart 1: Lakewood's Median Home Prices



Source: California Association of Realtors, <http://www.car.org/economics/marketdata/housingdata/>.

Through 2006, the increase in median home prices combined with low interest rates had been an incentive for property owners to make improvements to their homes. The recession led to market uncertainty led to a significant reduction in building activity as owners avoided major home improvement expenditures. As a result the number of building permits issued for residential projects has reached its lowest point since 1995.

Table 3: Residential Building Permits Issued by Fiscal Year

Fiscal Year	Number of Building Permits Issued
1995-1996	1,267
1996-1997	1,180
1997-1998	1,255
1998-1999	1,248
1999-2000	1,195
2000-2001	1,265
2001-2002	1,400
2002-2003	1,664
2003-2004	1,735
2004-2005	1,904
2005-2006	1,783
2006-2007	1,462
2007-2008	1,308
2008-2009	901
2009-2010	885
2010-2011	867

Source: City of Lakewood Community Development Department

Development in the Commercial and Industrial districts

While the Land Use Element seeks to preserve Lakewood's residential character, a critical component necessary in maintaining this theme is providing a commercial component for the convenience and enjoyment of residents. Commercial activity also supplies the economic resources to the City for it to provide critical services. Thus, economic development and commercial land investment activities continue to be a high priority in Lakewood. Despite the recession, there are several commercial projects that have been approved by the City's Development Review Board (DRB), are under construction, or which have been recently completed. Table 4 below shows how Lakewood is working towards its economic goals within the Land Use Element and how commercial properties continued to experience expansion and reuse.

Table 4: Selected Commercial Development Activity in 2012

Project Name	Site Address	2010 Project Status
24 Hour Fitness	4801 Del Amo Boulevard	Project Complete
The Plaza at Gordon Ranch (shell)	11124 Del Amo Boulevard	Project Complete
Five Guys Burgers and Fries	4625 Candlewood Street	Project Complete
Chase Bank	4229 Woodruff Avenue	Project Complete

Marshall's	4141 Woodruff Avenue	Project Complete
Home Goods	4245 Woodruff Avenue	Project Complete
Book Off	334 Lakewood Center	Under Construction
Buffalo Wild Wings	4678 Daneland Street	Under Construction
Crunch Fitness	5815 Bellflower Boulevard	Under Construction
Round One	401 Lakewood Center	In Plan Check

Government Code Section 65302 now includes a requirement that cities and counties their safety and conservation elements so as to include an analysis and policies regarding flood hazard and flood management information upon the next revision of the housing element. Section 65302.10.(a) requires that the land use element be reviewed and updated to include an analysis of water, wastewater, stormwater drainage, and structural fire protection needs or deficiencies.

Staff has already begun preliminary work for the housing element update. Part of this work will include the prescribed updates to the safety and conservation elements. Much of the work related to such an update has already been completed as part of FEMA-mandated Hazard Mitigation Plan (HMP). Chapter 7 of the HMP includes a detailed analysis on various flooding scenarios in Lakewood. The HMP also includes a mission statement and mitigation actions specific to flood hazards.

Government Code Section 65302 requires an annual review of the land use element for those areas subject to flooding identified by flood plain mapping prepared by the Federal Emergency Management Agency (FEMA) or the State Department of Water resources (DWR). Lakewood refers to the Flood Insurance Rate Maps (FIRMs) from FEMA as shown in Figure 1 below.

The flood risk for Lakewood is generally low because the entire City is included in FEMA Flood Zone X which includes areas protected from the 100-year flood by levees and other flood control structures, and areas where the 100-year flood depth is less than one foot. A small portion of Lakewood, located entirely within the banks of the San Gabriel River, is designed as Zone A; an area subject to inundation in the 1% annual chance flood. The area within the banks of the San Gabriel River is zoned as O-S (Open Space) and residential development is prohibited in this area. FEMA's flood zone classification has two subcategories for Zone X:

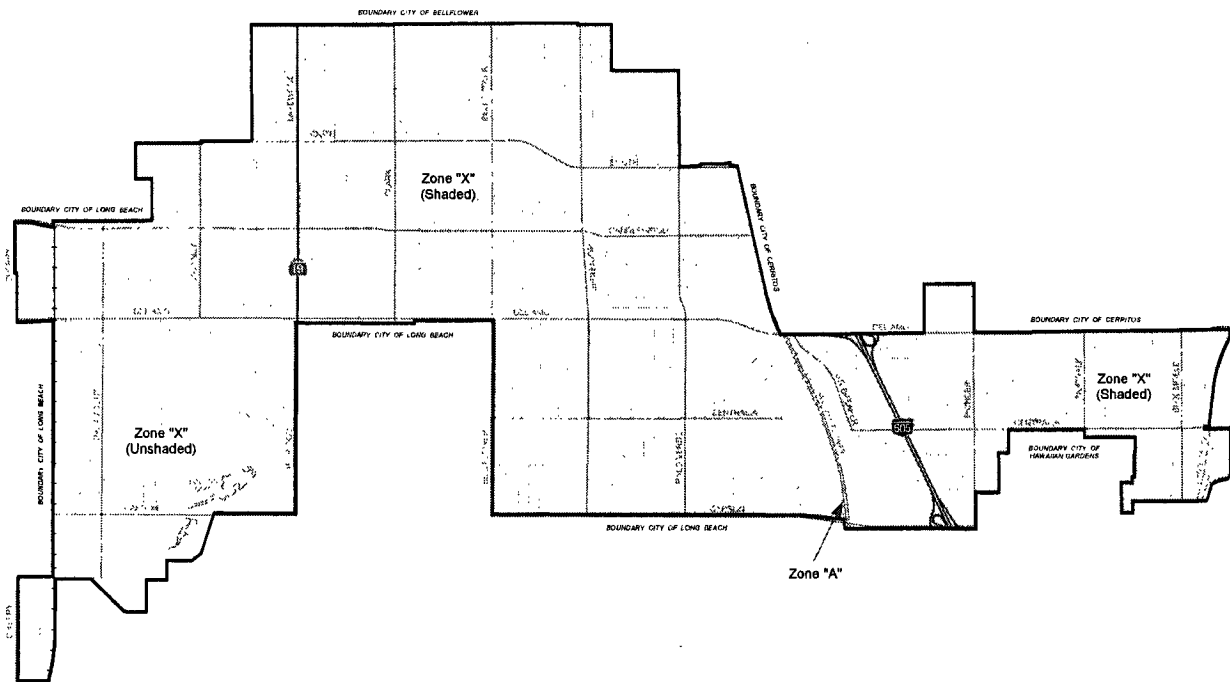
1. Zone X (shaded area on FIRM): Areas of 0.2% annual chance flood; areas of 1% annual flood with average depths less than one foot or with drainage areas less than one square mile; and areas protected by levees from 1% annual flood.
2. Zone X (unshaded area on FIRM): Areas determined to be outside the 0.2% annual flood.

Nearly all of Lakewood is designated by FEMA as Zone X (shaded area on FIRM) or Zone X (unshaded area on FIRM). The 1% annual chance flood, which is also known as the 100-year flood, means that there is a 1% chance each year of a flood of this severity or greater.

Statistically, a 1% annual chance flood has about a 26% chance of occurring in a 30 year time period. The 0.2% annual flood, which is also known as the 500-year flood, means that there is a 0.2% chance each year of a flood of this severity or greater. Statistically, a 0.2% annual chance flood has nearly a 6%

chance of occurring in a 30-year time period. The Zone X (shaded area) area includes almost the entire City, except for a small area in the southwest corner of the City, which is designated as Zone X (unshaded area) and the area within the banks of the San Gabriel River (Zone A). The Zone X (unshaded area) area is in the vicinity of the Lakewood Golf Course and covers approximately two-thirds of the area south of Del Amo Boulevard and west of the portion of Long Beach which extends into Lakewood as far as Del Amo Boulevard.

Figure 1: FEMA Floodplain Designations for Lakewood



Circulation Element

The focus of the Circulation Element is to promote the efficient movement of people and goods. Accordingly, the City continues to make improvements to its system of streets and roadways as it carries out the goals of the Circulation Element. There are 143 miles of residential streets in Lakewood. As of February 2013, the City had resurfaced about 3.5 miles of residential streets. This benchmark means that 100% of all residential streets in the City have been resurfaced over the past 11 years. Replacement of damaged curb, gutter, and sidewalk was also completed as part of these repaving projects.

The General Plan specifies the minimum right-of-way and roadway widths for all roadways. Although there were no road dedications during 2012, the City did vacate a portion of an alley near the northwest corner of Bloomfield Avenue and Centralia Street. The parcel resulting from the vacation will continue to be used for vehicular access to the Casa Madrid apartment complex and is part of a future project to add apartment units on the vacant corner parcel. Table 5 below provides further information on this alley vacation.

Table 5: 2012 Road Dedications/Street Vacations

Vacation Resolution No.	Lot Location (address)	Land Use Designation
2012-56	20937 Bloomfield Avenue	Medium/High Density Residential

Housing Element

The purpose of a housing element is to identify and make provisions for existing and projected housing needs. The housing element is an official policy statement with regards to the types and quantities of housing to be provided, it analyzes existing housing conditions in light of the constraints that are faced by the housing market, and it identifies opportunities for improving and expanding a city's housing supply.

Lakewood's 2008-2014 Housing Element was adopted on February 23, 2010 and was certified by the State Office of Housing and Community Development (HCD) in March 2010. To help accommodate regional population growth the Southern California Association of Governments (SCAG) prepares a Regional Housing Needs Assessment (RHNA). The RHNA is a distribution of housing development capacity within the SCAG region for which each jurisdiction must plan for by demonstrating that enough sites within the jurisdiction are zoned to accommodate the assigned development capacity. Lakewood's share for the 2008-2014 Housing Element was 673 dwelling units and Lakewood's zoning was sufficient to accommodate the assigned RHNA.

The scheduled 2012 RHNA sets local housing and land use capacity goals to support future growth. The form that future housing may take includes transit oriented development (TOD), mixed use, and infill development, depending on the individual characteristics of each city. Infill development has been, and will continue to be, the primary source of new housing in Lakewood. Land use capacity goals are in turn aggregated into a region-wide Sustainable Community Strategy (SCS) to fairly allocate Green House Gas (GHG) emission reduction targets across the region. SB 375 calls for a RHNA to be consistent with the SCS, and the RTP must be coordinated with the SCS and the RHNA over an eight year period. Thus, housing elements must now be updated every eight years to synchronize with the Regional Transportation Plan (RTP).

The new projection period was changed to October 15, 2013 to October 2021 for the SCAG region. This effectively requires jurisdictions to update their housing elements even though those elements may only be two years old. Recognizing that jurisdiction in the SCAG region are faced with updating a relatively new housing element, HCD is implementing a streamlined review process for qualifying jurisdictions. The qualifying factors are:

- A housing element for the previous planning was adopted and found to be in compliance with State housing law.
- A complete updated housing element is submitted showing all changes through strikeout, underline, etc.
- Submittal of a Completeness Review Checklist.

- Answer all questions in the Implementation Review (pertaining to adoption of ordinances as required by HCD as a condition of certifying the current housing element.

Lakewood's Draft RHNA share for the 2013-2021 cycle will be 403 dwelling units, which is 270 fewer units than the previous cycle. Given that Lakewood was able to accommodate 673 dwelling units under the previous RHNA cycle, it anticipated that no general plan amendments or zone changes will be necessary during the upcoming planning period with respect to density or residential land uses, in order to accommodate this new RHNA number.

The Land Use Element portion of this report contains information relating to the number of dwelling units that are in the planning or construction process during this reporting period. The tables below shows the distribution of the units based on income category for Lakewood's current RHNA allocation.

To identify how much of a household's income may be used towards rent or mortgage, households are categorized based on their percentage of median household income. According to the 2010 U.S. Census, Lakewood's median household size is 2.58, rounded up to 3 persons and the median household income is \$77,380 (source: U.S. Census Bureau, 2006-2010 American Community Survey, Table B19013 - 5 Year Data).

The Affordable Housing Costs shown in Tables 6B and 6C are prepared by HCD and apply to certain housing programs to determine applicant eligibility based on household income. These figures are also used to determine applicant eligibility or to calculate housing cost levels for applicable housing assistance programs.

Table 6A: Lakewood's RHNA Allocation Plan: 2013-2021

Category	Number of Households	Percentage
Very Low Income	107	26.6%
Low Income	63	15.6%
Moderate Income	67	16.6%
Above Moderate Income	166	41.2%
Total	403	100%

Source: <http://rtpscscs.scag.ca.gov/Documents/rhna/draftRHNAcomponentsIncome.pdf>

Table 6B: Affordable Housing Costs - Rental

Income category (figured for a three- person household)	% of median income for each category	Adjusted annual income	30% of income used for rent (annual)	30% of income used for rent (monthly)
Extremely Low	30%	\$25,300.00	\$7,590.00	\$632.50
Very Low Income	50%	\$42,150.00	\$12,645.00	\$1,053.75
Lower Income (1)	60%	\$67,450.00	\$18,450.00	\$1,686.25
Moderate Income	110%	\$77,750.00	\$20,730.00	\$1,943.75
Category Median (unadjusted)		\$64,800.00		

Source: <http://www.hcd.ca.gov/hpd/hrc/rep/state/inc2k12.pdf>

Table 6C: Affordable Housing Costs - Ownership

Income category (figured for a three- person household)	% of median income for each category	Adjusted annual income	35% of income used for mortgage (annual) (2)	35% of income used for mortgage (monthly) (2)
Extremely Low	30%	\$25,300.00	\$8,855.00	\$737.92
Very Low Income	50%	\$42,150.00	\$14,752.50	\$1,229.38
Lower Income (1)	70%	\$67,450.00	\$23,607.50	\$1,967.29
Moderate Income	110%	\$77,750.00	\$27,212.50	\$2,267.71
Category Median (unadjusted)		\$64,800.00		

Source: <http://www.hcd.ca.gov/hpd/hrc/rep/state/inc2k12.pdf>

- (1) Lower income exceeding median income is an anomaly just for Los Angeles County compared to other counties due to HUD historical high cost adjustments to median. Household lower income figures are derived based on very-low income figures not adjusted by HUD to account for any exceptions.
- (2) The moderate income category is calculated at 35% of adjusted annual income in Table 6C.

In June 2007, Government Code Section 65400 was amended by establishing new regulations that require a greater detail in reporting on the Housing Element. The new rules require each city to report on its efforts towards meeting RHNA goals. HCD completed the rulemaking process and the final regulatory package has been approved by the State's Office of Administrative Law and became effective on March 27, 2010.

Information on the Housing Element must be prepared and submitted in a specific format as prescribed by HCD (see Tables A through C below). The Annual Progress Report must include information such as comprehensive data for each new housing development including household income level, density, and whether government assistance or special programs were used in development of each project. The required information has been included in the following tables.

Table A – Annual Building Activity Report Summary – New Construction. This table summarizes the location, category, tenure, number of affordable dwelling units by household income, whether an assistance program provided funding for certain affordable units, and whether deed restrictions are in place for the preservation of those affordable units completed during the reporting year.

Table A2 - Annual Building Activity Report Summary – Units Rehabilitated, Preserved, and Acquired. This table tracks only those dwelling units where the local jurisdiction has included a program in its housing element to rehabilitate, preserve, or acquire units to accommodate a portion of its RHNA which meet the specific criteria as outlined in GC Section 65583.(c)(1). This typically applies to jurisdictions that will not have adequate zoning to fully accommodate their RHNA and does not apply to Lakewood.

Table A3 – Annual Building Activity Report Summary for Above Moderate-Income Units. This table summarizes the number of above moderate-income units completed during the reporting year but does not include those units reported on Table A.

Table B - Regional Housing Needs Allocation Progress. This table summarizes the progress made during each year of the RHNA period for the various income categories. Each year this table is updated with the previous year's development activity to show progress towards reaching the RHNA goal.

During 2010 no permits were finalized, resulting in a blank space for total units. The blank spaces are intentional as it is part of the source spreadsheet as required by HCD.

Table C - Program Implementation Status. This table describes the implementation status of those programs which support Lakewood's Housing Element.

Jurisdiction City of Lakewood
 Reporting Period 1/1/2012 - 12/31/2012

Table A

Annual Building Activity Report Summary - New Construction
 Very Low-, Low-, and Mixed-Income Multifamily Projects

Housing Development Information							Housing with Financial Assistance and/or Deed Restrictions		Housing without Financial Assistance or Deed Restrictions		
1	2	3	4				5	5a	6	7	8
Project Identifier (may be APN No., project name or address)	Unit Category	Tenure R=Renter O=Owner	Affordability by Household Incomes				Total Units per Project	Est. # Infill Units*	Assistance Programs for Each Development	Deed Restricted Units	Note below the number of units determined to be affordable without financial or deed restrictions and attach an explanation how the jurisdiction determined the units were affordable. Refer to instructions.
			Very Low- Income	Low- Income	Moderate- Income	Above Moderate- Income			See Instructions	See Instructions	
20821-23 Roseton Ave.	2-4	R			2		2	2	Other: LRA	DDA	n/a
(9) Total of Moderate and Above Moderate from Table A3 ▶▶			0	0	0						
(10) Total by income Table A/A3 ▶▶					2			2			
(11) Total Extremely Low-Income Units*			0								

* Note: These fields are voluntary

Jurisdiction City of Lakewood

Reporting Period 1/1/2012 - 12/31/2012

Reporting Period 1/1/2012 - 12/31/2012

Table A2
Annual Building Activity Report Summary - Units Rehabilitated, Preserved and Acquired pursuant to GC Section 65583.1(c)(1)

Please note: Units may only be credited to the table below when a jurisdiction has included a program in its housing element to rehabilitate, preserve or acquire units to accommodate a portion of its RHNA which meet the specific criteria as outlined in GC Section 65583.1(c)(1)

Activity Type	Affordability by Household Incomes				(4) The Description should adequately document how each unit complies with subsection (c)(7) of Government Code Section 65583.1
	Extremely Low-Income*	Very Low-Income	Low-Income	TOTAL UNITS	
(1) Rehabilitation Activity	0	0	0	0	n/a
(2) Preservation of Units At-Risk	0	0	0	0	n/a
(3) Acquisition of Units	0	0	0	0	n/a
(5) Total Units by Income	0	0	0	0	

* Note: This field is voluntary

Jurisdiction

City of Lakewood

Reporting Period

1/1/2012 - 12/31/2012

Table A3

**Annual building Activity Report Summary for Above Moderate-Income Units
(not including those units reported on Table A)**

	1. Single Family	2. 2 - 4 Units	3. 5+ Units	4. Second Unit	5. Mobile Homes	6. Total	7. Number of infill units*
No. of Units Permitted for Moderate	0	0	0	0	0	0	0
No. of Units Permitted for Above Moderate	0	0	0	0	0	0	0

* Note: This field is voluntary

Jurisdiction City of Lakewood
 Reporting Period 1/1/2012 - 12/31/2012

Table B
Regional Housing Needs Allocation Progress
Permitted Units Issued by Affordability

Enter Calendar Year starting with the first year of the RHNA allocation period. See Example.		2007	2008	2009	2010	2011	2012				Total Units to Date (all years)	Total Remaining RHNA by Income Level
Income Level	RHNA Allocation by Income Level	Year 1	Year 2	Year 3	Year 4	Year 5	Year 6	Year 7	Year 8	Year 9		
Very Low	Deed Restricted	0	0	0	0	0	0					172
	Non-deed restricted	0	0	0	0	0	0					
Low	Deed Restricted	0	0	0	0	0	0					108
	Non-deed restricted	0	0	0	0	0	0					
Moderate	Deed Restricted	1	0	0	0	0	1				2	95
	Non-deed restricted	0	2	0	0	15	1				18	
Above Moderate		8	27	1	0	0	0				36	242
Total RHNA by COG. Enter allocation number:		8	29	1		15	2				56	615
Total Units ▶ ▶ ▶												
Remaining Need for RHNA Period ▶ ▶ ▶ ▶ ▶												

Note: units serving extremely low-income households are included in the very low-income permitted units totals.

Table C
Program Implementation Status

Program Description (By Housing Element Program Names)	Housing Programs Progress Report - Government Code Section 65583. Describe progress of all programs including local efforts to remove governmental constraints to the maintenance, improvement, and development of housing as identified in the housing element.		
Name of Program	Objective	Deadline in H.E.	Status of Program Implementation
Housing Preservation and Improvement Programs	These programs address affordability, conditions, quantity, and accessibility for preserving and improving housing.	Annual	Ongoing.
Housing Production Program	Programs that encourage and promote housing production.	Annual	Ongoing.
Housing Assistance Program	Provides affordable housing through assistance programs to offset impacts from inability to construct housing.	Annual	Ongoing.
Units At-Risk Preservation Programs	Preserves low income use of existing at-risk units.	Annual	Ongoing.
Special Housing Needs	Provides for fair housing and short term urgent housing.	Annual	Ongoing.
Housing Information	Inform and promote use of Lakewood housing programs.	Annual	Ongoing.

Conservation Element

The Conservation Element focuses on the protection and management of local resources, including water for domestic use. The Conservation Element also addresses solid waste reduction and recycling. The City continues to reduce its solid waste stream in compliance with Assembly Bill 939. This is being accomplished through various recycling programs and public education.

Lakewood purchases recycled water from the City of Cerritos, which in turn receives its supplies from the Los Angeles County Sanitation District Los Coyotes Reclamation Plant. That facility de-chlorinates and pumps the recycled water into the recycled water distribution system owned by Cerritos. The recycled water is used for landscape irrigation at various parks and facilities in Lakewood. The City's Department of Water Resources primarily serves the western part of the City while the Golden State Water Company serves the eastern part of the City.

The data in this report reflects only the Department of Water Resources. Over the past several years there has been a reduction in domestic water use. With the exception of FY 2010-2011, demand for domestic water is at its lowest point since the General Plan was adopted. Water conservation throughout the City's service area is due to drought, conservation measures, and increased use of recycled water. The state has called for all water retail agencies to reduce per capita water use 20 percent by 2020. In an effort to meet this goal the City has implemented several programs to encourage water conservation, a public education program and the water conserving device rebate program are the cornerstone of the plan to meet the required reduction. The Lakewood community responded to the City's request to conserve. Since most water use for Lakewood's residential community is outside (approximately 70 percent), the weather also plays a significant factor in water demand. Table 8 below shows the amount of water used.

Table 8: Annual Water Usage

Fiscal Year	Recycled Water (Acre feet)	% Change From Previous Year	Domestic Water (Acre feet)	% Change From Previous Year
1995-1996	399	-	9,157	-
1996-1997	496	24.31%	9,446	3.15%
1997-1998	367	-26.01%	8,613	-8.81%
1998-1999	421	14.71%	8,913	3.48%
1999-2000	477	13.3%	9,167	2.85%
2000-2001	404	-15.3%	8,758	-4.46%
2001-2002	444	9.9%	9,239	5.49%
2002-2003	441	-0.68%	9,024	-2.33%
2003-2004	422	-4.34%	9,494	5.21%
2004-2005	352	-16.45%	8,869	-6.58%
2005-2006	374	6.04%	9,234	4.11%
2006-2007	463	24.01%	9,965	7.92%
2007-2008	457	1.4%	9,472	-4.95%
2008-2009	401	-12.35%	8,679	-8.37%
2009-2010	444	10.7%	8,158	-6.38%
2010-2011	439	-1.35%	7,752	-4.98%
2011-2012	473	7.85%	8,061	3.98%

Source: City of Lakewood Department of Water Resources

The Lakewood Department of Water Resources budgeted \$25,000 for the implementation of a water conservation rebate program. The intent of the program is to encourage the installation of water saving irrigation devices by residential customers in the city's service area (Golden State Water Company funds a rebate program through MWD, which is available to GSWC customers in Lakewood). City of Lakewood single family residential customers are eligible to receive credit on their water bill for the installation of approved outdoor water conservations devices. Residents can apply for rebates for sprinkler heads, drip irrigation devices, water saving irrigation timers and limited turf removal.

As part of the Clean Water Act, the National Pollutant Discharge Elimination System (NPDES) requires local agencies to reduce pollutant levels in storm water runoff through the implementation of policies and programs. While the implementation of the mandated Standard Urban Stormwater runoff Mitigation Plan (SUSMP) may create constraints due to costs associated with implementation, it does not appear to have a significant impact on development as demonstrated by the level of building activity of the type that is subject to these regulations over the past several years. Street sweeping takes place weekly and the City continues to make oil-recycling kits available to its residents. The City also accepts old and used batteries for recycling, which diverts batteries from landfills. The City advises residents of special recycling event opportunities, such as e-waste and household hazardous material roundups.

Open Space Element

Among the amenities that make Lakewood a desirable place to live is its outstanding park system, equestrian center (located adjacent to a regional trail system), and the Centre at Sycamore Plaza, which is used for social and business events. Privately owned open space areas continue to be preserved through zoning mechanisms.

It was announced that the City was awarded a grant for Phase 3 of the West San Gabriel River Parkway trail project. This project calls for the development of a 7.5 acre open space area, adjacent to the west side of the San Gabriel River. Phase 3 provides for improvements along the River from Del Amo Boulevard at the south end, towards the Candlewood Street right-of-way at the north end. After the grant is finalized, plans will be submitted to plan check. The open space project will include the planting of California native/grant-approved plants, trees, turf and irrigation, as well as establishing walking trails that will connect to existing open space areas. Related signage and fencing will be a part of this project. The trailheads may be extended to Candlewood Street at the north end and into Mae Boyar Park at the south end. The project site is zoned O-S (Open Space) and is designated in the General Plan Land Use Element as Open Space.

Noise Element

The Noise Element identifies and sets thresholds for various noise sources in the community. The City responds to noise complaints on a case-by-case basis. In reviewing new construction and business license applications, consideration is also given to potential noise impacts that may impact nearby uses. If there is the potential for noise impacts, then appropriate mitigation measures are imposed. In some cases, periodic monitoring is necessary to ensure compliance with required mitigation measures. The Community Development Department uses a sound meter which is capable of storing data for future retrieval or for downloading into a computer.

Safety Element

The Safety Element discusses the protection of the community from risks, both man-made and natural. Safety issues facing Lakewood include seismic activity, both direct (shaking and liquefaction) and indirect (fires and ruptured gas lines). Other issues include providing a sufficient law enforcement presence and fire response times. On January 11, 2002, the Federal Emergency Management Agency (FEMA) issued a Letter of Map Revision that restored the flood zone designation for Lakewood to flood zone “X” thus relieving previous flood insurance mandates. With flood control improvements along the Los Angeles River and insurance requirements lifted, Lakewood residents found relief from the threat of flooding as well as a savings in insurance premiums.

Lakewood’s 2009 Hazard Mitigation Plan (HMP) was adopted by the City Council on August 9, 2011 and was approved by FEMA on August 9, 2011. The HMP identifies natural hazards facing Lakewood, analyzes levels of risk, and proposes action items that may be implemented in order to reduce or eliminate threats to City facilities. The HMP identifies earthquakes and, to a lesser extent, flooding and windstorms, as the likely natural hazards capable of causing economic losses, and it proposes action items designed to reduce damage and losses. Lakewood is now eligible for pre- and post-disaster funding grant opportunities. In the future, the HMP may be tied to the Safety Element which will allow the HMP to be updated approximately every five years in a manner similar to the Housing Element.

The Recreation & Community Services Department (RCS) is responsible for the coordination of emergency preparedness, response and recovery activities of the City. City disaster response operations are coordinated in accordance with the City’s Multi-hazard Functional Plan, which conforms to State of California’s Standardized Emergency Management System (SEMS) guidelines. RCS provides training and support to City departments by training city employees in such emergency preparedness areas as SEMS, the ongoing training of the City’s First Response Strike Team, the training of Lakewood residents in emergency response through the CERT Program and is an active member of the Disaster Management Board, Area E for regional disaster coordination.

Recreation and Community Services Element

The Recreation and Community Services Element addresses the recreation and human services programs that are offered by the City. In addition to administering numerous recreational activities, the Recreation and Community Services Department also oversees programs designed to address the needs of seniors, families and persons with special needs.

Air Quality Element

Since air quality issues are not confined by the boundaries of any one jurisdiction, a regional approach to solving air quality problems is necessary. Lakewood’s Air Quality Element was derived from the Model Air Quality Element prepared jointly by 21 jurisdictions during 1992 and early 1993. Lakewood has been utilizing a variety of tools to address this issue. Reduction of construction related airborne pollutants continues to be enforced through mitigation measures assessed during the initial study process. These mitigation measures are placed on projects as part of the California Environmental Quality Act (CEQA) process. Typical CEQA mitigation measures include compliance with SCAQMD

regulations, including Rule 402 which specifies that there be no dust impacts offsite sufficient to cause a nuisance, and SCAQMD Rule 403, which restricts visible emissions from construction.

Economic Development Element

The Economic Development Element addresses Lakewood's future economic growth in light of nearly non-existent vacant commercial land. The Element also underscores the social, fiscal, and aesthetic impacts caused by blight, deterioration, and obsolete commercial uses. Sales tax revenue is an indicator of an area's economy, especially where changes over time may be analyzed.

Despite the recession, the City did see a moderate increase in sales tax revenues however this increase does not offset the losses of the previous years. As the economy begins a slow recovery from the recession, revenues are expected to continue to increase into 2012-13 as consumer confidence improves. Table 9 below shows Lakewood's sales tax revenues since adoption of the General Plan in 1996.

Table 9: Annual Sales Tax Revenues

Fiscal Year (1):	Sales Tax Revenues (in millions):	% Change From Previous Year:
1996-1997	\$6.74	-
1997-1998	\$6.98	3.56%
1998-1999	\$7.48	7.16%
1999-2000	\$8.36	11.76%
2000-2001	\$9.34	11.72%
2001-2002	\$9.56	2.36%
2002-2003	\$10.36	8.37%
2003-2004	\$10.9	5.09%
2004-2005	\$11.5 (2)	5.50%
2005-2006	\$11.7 (3)	1.74%
2006-2007	\$11.5	-1.74%
2007-2008	\$10.7	-7.5%
2008-2009	\$11.1	3.6%
2009-2010	\$10.7	-3.6%
2010-2011	\$8.4	-2.74%
2011-2012	\$9.0	7.05%

Source: City of Lakewood Administrative Services Department

(1) The fiscal year is from July 1 through June 30 of the following year.

(2) This included approximately \$2 million in "triple flip" from the State.

(3) This included approximately \$2.6 million in "triple flip" from the State.

General Plan Amendments

There were no General Plan amendments during 2012.

CONCLUSION

From the time of its adoption in November 1996, implementation of the General Plan has continued to guide improvements to Lakewood's residents and businesses. Implementation of the General Plan over the past year found that there have been no instances of conflicts and/or inadequacies with those goals, which would otherwise require significant revisions and/or amendments to the General Plan Policy Document.

Lakewood has begun the process of updating the Housing Element and intends to have it adopted and certified in October 2013. Also, Government Code Section 65302 requires cities to amend their safety and conservation elements of their general plan with respect to flood hazards. These amendments will coincide with the update of the Housing Element.

D I V I D E R S H E E T

Legislation

RESOLUTION NO. 2013-3

A RESOLUTION OF THE CITY COUNCIL OF THE CITY OF
LAKEWOOD AUTHORIZING THE CITY TREASURER TO
DEPOSIT FUNDS FOR SAFEKEEPING AND INVESTMENT
AND AUTHORIZING WITHDRAWAL OF FUNDS FROM
DEPOSITORIES

WHEREAS, Article 2 of Chapter 4 of Division 2 of Title 5 of the Government Code pertains to the deposit and investment of funds of local agencies; and

WHEREAS, pursuant thereto the City Treasurer, with the approval of the City Council, may deposit money necessary to pay the principal and interest on bonds in a bank within or without the State at the place where they are payable. The City Treasurer further is required to deposit the funds of the City in active and inactive deposits in State or national banks, with the objective of realizing maximum return, consistent with prudent financial management; and

WHEREAS, the City Council has from time to time authorized the City Treasurer to invest said funds in certain banks; and

WHEREAS, the City Treasurer would have more flexibility and be better able to carry out the mandate of the law if the City Treasurer, from time to time, may make the determination as to those depositories or investments in which the City's funds are to be placed, all subject to the terms and provisions of said Article 2 of Chapter 4 of Division 2 of Title 5 of the Government Code of the State of California.

NOW, THEREFORE, THE CITY COUNCIL OF THE CITY OF LAKEWOOD DOES
RESOLVE AS FOLLOWS:

SECTION 1. Resolution No. 2012-11 pertaining to the deposit and withdrawal of funds is hereby repealed.

SECTION 2. Pursuant to Article 2 of Chapter 4 of Division 2 of Title 5 of the Government Code of the State of California, the City Treasurer is hereby authorized and directed to deposit all funds of the City of Lakewood as therein specified in active or inactive accounts bearing the highest rate of interest as specified in said Government Code, or to invest said funds in those securities as therein specified in said Government Code, all subject to the terms and provisions of Chapter 4 of Title 5 of the Government Code of the State of California.

SECTION 3. The City Treasurer is authorized and directed to execute all necessary documents, authorization and depository agreements to carry out the foregoing. Any State or national bank depository is hereby requested, authorized and directed to honor all checks, drafts or other orders for payment drawn in the City's name on said accounts so made and entered into by the City Treasurer under the manual, electronic, or facsimile signature of Howard L. Chambers, Lisa Novotny or Diane Perkin; and where countersigned by either the manual, electronic, or facsimile signature of _____, Mayor, or that of _____, Mayor Pro Tem. Said depository shall be entitled to honor and to charge to the City of Lakewood for all such checks for the payment of money regardless of, by whom, or by what means the actual or purported facsimile signature or signatures resemble the electronic specimen from time to time filed with the depository by the City Treasurer.

SECTION 4. The City Clerk is directed to certify to the adoption of this resolution and to procure from each depository selected by the City Treasurer the necessary signature clauses, cards, or authorizations. The City Treasurer is directed to keep on file with each depository selected by him the facsimile signature of the Mayor and Mayor Pro Tem and from time to time file with the depository any changes in said facsimile specimen.

ADOPTED AND APPROVED THIS 26TH DAY OF MARCH, 2013, BY THE FOLLOWING ROLL CALL VOTE:

AYES: COUNCIL MEMBERS:
NAYS: COUNCIL MEMBERS:
ABSENT: COUNCIL MEMBERS:

Mayor

ATTEST:

City Clerk

RESOLUTION NO. 2013-4

A RESOLUTION OF THE CITY COUNCIL OF THE CITY OF
LAKEWOOD AUTHORIZING THE USE OF THE MANUAL,
FACSIMILE AND/OR ELECTRONIC SIGNATURE OF
_____, MAYOR, IN THE EXECUTION OF
PUBLIC SECURITIES AND INSTRUMENTS OF PAYMENT

WHEREAS, the Uniform Facsimile Signature of Public Officials Act, Chapter 6, Division 6, Title 1 of the Government Code of the State of California, authorizes the use of facsimile signature in lieu of manual signature for the execution of public securities and any instrument of payment; and

WHEREAS, _____, City Council Member of the City of Lakewood has been elected by said City Council as Mayor of the City of Lakewood; and

WHEREAS, the Mayor of the City of Lakewood is required from time to time to execute by manual signature "public securities and instruments of payment"; and

WHEREAS, the use of facsimile signature by said _____, Mayor, will greatly expedite the conducting of City business;

NOW THEREFORE, THE CITY COUNCIL OF THE CITY OF LAKEWOOD DOES RESOLVE AS FOLLOWS:

SECTION 1. _____, the Mayor of the City of Lakewood, is hereby authorized and directed to use the hereinafter certified manual, facsimile or electronic signature in lieu of manual signature in the execution of any public security or instrument of payment as provided in Chapter 6, Division 6 of Title 1 of the Government Code of the State of California.

SECTION 2. Resolution No. 2012-12 of the City Council of the City of Lakewood, authorizing the use of the manual, facsimile or electronic signature of _____, Mayor, in the execution of public securities and instruments of payment, is hereby repealed.

SECTION 3. This resolution shall not be effective for any purpose whatsoever unless at least one signature on the execution of such public security or instrument of payment is manually subscribed by a City Officer authorized to so subscribe the same and until a certified copy of this resolution with the manual, facsimile or electronic signature of _____, Mayor, certified and attached thereto has been filed with the Secretary of State of the State of California.

ADOPTED AND APPROVED THIS 26TH DAY OF MARCH, 2013, BY THE
FOLLOWING ROLL CALL VOTE:

AYES: COUNCIL MEMBERS:
NAYS: COUNCIL MEMBERS:
ABSENT: COUNCIL MEMBERS:

Mayor

ATTEST:

City Clerk

RESOLUTION NO. 2013-5

A RESOLUTION OF THE CITY COUNCIL OF THE CITY OF
LAKEWOOD AUTHORIZING THE USE OF THE MANUAL,
FACSIMILE AND/OR ELECTRONIC SIGNATURE OF
_____, MAYOR PRO TEM, IN THE EXECUTION OF
PUBLIC SECURITIES AND INSTRUMENTS OF PAYMENT

WHEREAS, the Uniform Facsimile Signature of Public Officials Act, Chapter 6, Division 6, Title 1 of the Government Code of the State of California, authorizes the use of facsimile signature in lieu of manual signature for the execution of public securities and any instrument of payment; and

WHEREAS _____, City Council Member of the City of Lakewood has been elected by said City Council as Mayor Pro Tem of the City of Lakewood; and

WHEREAS, the Mayor Pro Tem of the City of Lakewood is required from time to time to execute by manual signature "public securities and instruments of payment"; and

WHEREAS, the use of facsimile signature by said Mayor Pro Tem, _____, will greatly expedite the conducting of City business;

NOW THEREFORE, THE CITY COUNCIL OF THE CITY OF LAKEWOOD DOES RESOLVE AS FOLLOWS:

SECTION 1. _____, the Mayor Pro Tem of the City of Lakewood is hereby authorized and directed to use the hereinafter certified manual, facsimile or electronic signature in lieu of manual signature in the execution of any public security or instrument of payment as provided in Chapter 6, Division 6 of Title 1 of the Government Code of the State of California.

SECTION 2. Resolution No. 2012-13 of the City Council of the City of Lakewood, authorizing the use of the manual, facsimile or electronic signature of _____, Mayor Pro Tem, in the execution of public securities and instruments of payment, is hereby repealed.

SECTION 3. This resolution shall not be effective for any purpose whatsoever unless at least one signature on the execution of such public security or instrument of payment is manually subscribed by a City Officer authorized to so subscribe the same and until a certified copy of this resolution with the manual, facsimile or electronic signature of _____, Mayor Pro Tem, certified and attached thereto has been filed with the Secretary of State of the State of California.

ADOPTED AND APPROVED THIS 26TH DAY OF MARCH, 2013, BY THE
FOLLOWING ROLL CALL VOTE:

AYES: COUNCIL MEMBERS:
NAYS: COUNCIL MEMBERS:
ABSENT: COUNCIL MEMBERS:

Mayor

ATTEST:

City Clerk

DIVIDER SHEET

Successor Agency

**CITY OF LAKEWOOD SUCCESSOR AGENCY - PROJECT AREAS
FUND SUMMARY 2/28/2013**

In accordance with section 2521 of the Lakewood Municipal Code there is presented herewith a summary of obligations to be paid by voucher 23 through 26. Each of the following demands has been audited by the Director of Administrative Services and approved by the City Manager.

2901	SUCCESSOR AGENCY ADMIN	680.00
2902	ENFORCEABLE OBLIGATIONS	762,600.00
		<hr/> 763,280.00

Council Approval

Date

City Manager

Attest

City Clerk

Director of Administrative Services

**CITY OF LAKEWOOD SUCCESSOR AGENCY - PROJECT AREAS
SUMMARY CHECK REGISTER**

CHECK #	CHECK DATE	VEND #	VENDOR NAME	GROSS	DISC.	CHECK AMOUNT
23	02/26/2013	41545	PACIFIC PREMIER RETAIL TRUST	750,000.00	0.00	750,000.00
24	02/28/2013	4313	SIMPSON & SIMPSON. CPAs	8,600.00	0.00	8,600.00
25	02/28/2013	64790	SKOLNIK. STEVEN N	680.00	0.00	680.00
26	02/28/2013	4167	WHITE NELSON DIEHL EVANS LLP	4,000.00	0.00	4,000.00
Totals:				<u>763,280.00</u>	<u>0.00</u>	<u>763,280.00</u>

**D
I
V
I
D
E
R

S
H
E
E
T**

Housing Successor

**CITY OF LAKEWOOD SUCCESSOR AGENCY - HOUSING
FUND SUMMARY 3/14/2013**

In accordance with section 2521 of the Lakewood Municipal Code there is presented herewith a summary of obligations to be paid by voucher 24 through 24. Each of the following demands has been audited by the Director of Administrative Services and approved by the City Manager.

3901	HOUSING ADMIN & PROGRAM	62.00
		<hr/> 62.00

Council Approval

Date

City Manager

Attest

City Clerk

Director of Administrative Services

LHSA-1

**CITY OF LAKEWOOD SUCCESSOR AGENCY - HOUSING
SUMMARY CHECK REGISTER**

<u>CHECK #</u>	<u>CHECK DATE</u>	<u>VEND #</u>	<u>VENDOR NAME</u>	<u>GROSS</u>	<u>DISC.</u>	<u>CHECK AMOUNT</u>
24	03/14/2013	40572	CHICAGO TITLE CO.	62.00	0.00	62.00
Totals:				<u>62.00</u>	<u>0.00</u>	<u>62.00</u>