

AGENDA
REGULAR CITY COUNCIL MEETING
COUNCIL CHAMBERS
5000 CLARK AVENUE
LAKEWOOD, CALIFORNIA

April 23, 2019

**ADJOURNED MEETING:
CLOSED SESSION**

6:30 p.m.

PAN AMERICAN ROOM

CONFERENCE WITH LABOR NEGOTIATORS – Pursuant to Government Code §54957.6

Agency Designated Representative: City Manager, Office of the City Attorney and Liebert Cassidy Whitmore, Director of Administrative Services, Assistant to the City Manager, Human Resources Manager, Personnel Technician

Employee Organization: Lakewood City Employees' Association

CALL TO ORDER

7:30 p.m.

INVOCATION: Pastor Tim Buzbee, Life Center Church

PLEDGE OF ALLEGIANCE: Girl Scout Troop 2993

ROLL CALL: Mayor Todd Rogers
Vice Mayor Jeff Wood
Council Member Steve Croft
Council Member Diane DuBois
Council Member Ron Piazza

ANNOUNCEMENTS AND PRESENTATIONS:

Presentation by Cindy Conboy, Event Lead, Lakewood Relay for Life, American Cancer Society

Presentation by Lieutenant David Sprengel, Lakewood Sheriff's Station, Regarding Quarterly Public Safety Report

ROUTINE ITEMS:

All items listed within this section of the agenda are considered to be routine and will be enacted by one motion without separate discussion. Any Member of Council may request an item be removed for individual discussion or further explanation. All items removed shall be considered immediately following action on the remaining items.

RI-1 MEETING MINUTES - Staff recommends City Council approve Minutes of the Meeting held March 12, 2019

RI-2 PERSONNEL TRANSACTIONS - Staff recommends City Council approve report of personnel transactions.

RI-3 REGISTERS OF DEMANDS - Staff recommends City Council approve registers of demands.

RI-4 CITY COUNCIL COMMITTEES' ACTIVITIES - Staff recommends City Council approve report of City Council Committees' activities.

City Council Agenda

April 23, 2019

Page 2

ROUTINE ITEMS: - Continued

RI-5 MONTHLY REPORT OF INVESTMENT TRANSACTIONS - MARCH 2019 - Staff recommends City Council approve monthly report of investment transactions.

RI-6 QUARTERLY SCHEDULE OF INVESTMENTS - MARCH 31, 2019 - Staff recommends City Council approve quarterly budget report.

RI-7 NOTICE OF COMPLETION FOR PUBLIC WORKS CONTRACT 2018-5, IMPROVEMENTS TO THE EXISTING RYNERSON PARK - Staff recommends City Council accept work performed by Fleming Environmental in final contract amount of \$766,878.60, authorize City Clerk to file Notice of Completion and ratify Change Order Nos. 1-5 in net additional amount of \$102,710.60.

REPORTS:

3.1 PAN AM FIESTA PREVIEW - Staff recommends City Council receive and file report.

AGENDA

LAKEWOOD HOUSING SUCCESSOR AGENCY

1. REGISTER OF DEMANDS - Staff recommends Housing Successor Agency approve register of demands.

ORAL COMMUNICATIONS:

ADJOURNMENT

In compliance with the Americans with Disabilities Act, if you are a qualified individual with a disability and need an accommodation to participate in the City Council meeting, please contact the City Clerk's Office, 5050 Clark Avenue, Lakewood, CA, at 562/866-9771, ext. 2200; or at cityclerk@lakewoodcity.org at least 48 hours in advance to ensure that reasonable arrangements can be made to provide accessibility to the meeting.

Agenda items are on file in the Office of the City Clerk, 5050 Clark Avenue, Lakewood, and are available for public review during regular business hours. Any supplemental material distributed after the posting of the agenda will be made available for public inspection during normal business hours in the City Clerk's Office. For your convenience, the agenda and the supporting documents are available in an alternate format by request and are also posted on the City's website at www.lakewoodcity.org

Routine Items

Routine Item 1 – City Council Minutes
will be available prior to the meeting.

D I V I D E R S H E E T

COUNCIL AGENDA

April 23, 2019

TO: The Honorable Mayor and City Council**SUBJECT:** Report of Personnel Transactions

<u>Name</u>	<u>Title</u>	<u>Schedule</u>	<u>Effective Date</u>
1. FULL-TIME EMPLOYEES			
A. Appointments None			
B. Changes None			
C. Separations None			
2. PART-TIME EMPLOYEES			
A. Appointments Gabriel Rodriguez	Support Services Clerk	B	04/08/2019
B. Changes Daisy Ignacio	Community Services Leader IV Community Services Specialist	B to B	04/21/2019
C. Separations Edgar Talamantes	Maintenance Trainee II	B	04/04/2019



Thaddeus McCormack
City Manager

DIVIDER SHEET

**CITY OF LAKEWOOD
FUND SUMMARY 4/11/2019**

In accordance with section 2521 of the Lakewood Municipal Code there is presented herewith a summary of obligations to be paid by voucher 92261 through 92363. Each of the following demands has been audited by the Director of Administrative Services and approved by the City Manager.

1010	GENERAL FUND	277,360.08
1030	CDBG CURRENT YEAR	67.50
1050	COMMUNITY FACILITY	6,028.45
1622	LA CNTY MEASURE M	30,190.69
3001	CAPITAL IMPROV PROJECT FUND	206.81
3070	PROPOSITION "C"	660.00
5020	CENTRAL STORES	4,469.01
5030	FLEET MAINTENANCE	7,163.02
6020	GEOGRAPHIC INFORMATION SYSTEM	57.49
7500	WATER UTILITY FUND	228,641.70
8030	TRUST DEPOSIT	266.96
		<hr/>
		555,111.71

Council Approval

Date

City Manager

Attest

City Clerk

Director of Administrative Services

CITY OF LAKEWOOD

SUMMARY CHECK REGISTER

CHECK #	CHECK DATE	VEND #	VENDOR NAME	GROSS	DISC.	CHECK AMOUNT
92261	04/11/2019	5179	ALS GROUP USA. CORP.	921.50	0.00	921.50
92262	04/11/2019	65668	ANICETO. SANDRA	1,058.20	0.00	1,058.20
92263	04/11/2019	443	B&M LAWN AND GARDEN INC	295.75	0.00	295.75
92264	04/11/2019	5184	BEGINNERS EDGE SPORTS TRAINING. LLC	1,207.38	0.00	1,207.38
92265	04/11/2019	4389	BEST ROLL UP DOOR INC	475.00	0.00	475.00
92266	04/11/2019	46158	BIO ACOUSTICAL CORP	850.00	0.00	850.00
92267	04/11/2019	4800	BISHOP COMPANY	252.50	0.00	252.50
92268	04/11/2019	42144	BROEKER. CANDACE	22.75	0.00	22.75
92269	04/11/2019	48469	BURWELL MICHAEL RAY	660.00	0.00	660.00
92270	04/11/2019	1025	C A C E O	86.00	0.00	86.00
92271	04/11/2019	307	CALIF. STATE DISBURSEMENT UNIT	91.84	0.00	91.84
92272	04/11/2019	53983	CALIF STATE FRANCHISE TAX BOARD	224.96	0.00	224.96
92273	04/11/2019	57079	CALIF JOINT POWERS INS AUTHORITY	375.00	0.00	375.00
92274	04/11/2019	6600	CALIFORNIA STATE DEPT OF JUSTICE	20,538.00	0.00	20,538.00
92275	04/11/2019	45894	CINTAS CORPORATION	65.82	0.00	65.82
92276	04/11/2019	51000	GRISWOLD INDUSTRIES	307.00	0.00	307.00
92277	04/11/2019	5214	CLEANCOR HOLDINGS LLC	1,373.07	0.00	1,373.07
92278	04/11/2019	4911	CONVERGINT TECHNOLOGIES LLC	340.00	0.00	340.00
92279	04/11/2019	4776	CORELOGIC. INC.	135.00	0.00	135.00
92280	04/11/2019	60195	CR TRANSFER INC	3,049.26	0.00	3,049.26
92281	04/11/2019	57945	DELL MARKETING LP	16,210.46	0.00	16,210.46
92282	04/11/2019	27200	DICKSON R F CO INC	44,631.38	0.00	44,631.38
92283	04/11/2019	4251	PROFIT SYSTEMS INC	3,500.00	0.00	3,500.00
92284	04/11/2019	5185	FIRST CLASS PLUMBING CO.	11,142.88	0.00	11,142.88
92285	04/11/2019	4641	Fontela. Thao	903.50	0.00	903.50
92286	04/11/2019	5006	FREMONTIA HORTICULTURAL. INC	3,022.75	0.00	3,022.75
92287	04/11/2019	4884	FRONTIER CALIFORNIA INC.	2,613.72	0.00	2,613.72
92288	04/11/2019	5005	GIEMONT. GREGORY S.	261.00	0.00	261.00
92289	04/11/2019	61769	GRAUTEN. EVELYN R	345.15	0.00	345.15
92290	04/11/2019	35477	HARA M LAWNMOWER CENTER	409.21	0.00	409.21
92291	04/11/2019	5173	HOLMES. JASON	34.45	0.00	34.45
92292	04/11/2019	42031	HOME DEPOT	52.49	0.00	52.49
92293	04/11/2019	42031	HOME DEPOT	173.47	0.00	173.47
92294	04/11/2019	4622	JHM SUPPLY INC	1,049.30	0.00	1,049.30
92295	04/11/2019	4696	NORTH AMERICAN YOUTH ACTIVITIES LLC	637.00	0.00	637.00
92296	04/11/2019	1916	KULI IMAGE	2,856.67	0.00	2,856.67
92297	04/11/2019	4939	LAKEWOOD AOUATIC SPORTS CLUB	260.00	0.00	260.00
92298	04/11/2019	53849	LAKEWOOD ROTARY CLUB	54.00	0.00	54.00
92299	04/11/2019	18550	LAKEWOOD. CITY OF	66.96	0.00	66.96
92300	04/11/2019	4783	LANDCARE HOLDINGS INC	7,184.28	0.00	7,184.28
92301	04/11/2019	45069	LOS ANGELES CO/DEPT PW BLDG SVCS	56,930.95	0.00	56,930.95
92302	04/11/2019	36844	LA COUNTY DEPT OF PUBLIC WORKS	47,150.27	0.00	47,150.27
92303	04/11/2019	4521	PEACHY DEVELOPMENTS CALIFORNIA. LLC	750.00	0.00	750.00
92304	04/11/2019	4409	MALLORY SAFETY AND SUPPLY LLC	139.35	0.00	139.35

CITY OF LAKEWOOD

SUMMARY CHECK REGISTER

CHECK #	CHECK DATE	VEND #	VENDOR NAME	GROSS	DISC.	CHECK AMOUNT
92305	04/11/2019	4482	MALTY INTERNATIONAL GROUP INC	52.38	0.00	52.38
92306	04/11/2019	65220	STEVEN MAHR PRINTING INC.	193.48	0.00	193.48
92307	04/11/2019	5153	MIDWEST MOTOR SUPPLY CO. INC.	279.23	0.00	279.23
92308	04/11/2019	57391	MINI COACH INC	765.70	0.00	765.70
92309	04/11/2019	64333	MOSES-CALDERA. ISABEL	846.30	0.00	846.30
92310	04/11/2019	4892	NESTLE WATERS NORTH AMERICA	104.70	0.00	104.70
92311	04/11/2019	4443	O'REILLY AUTOMOTIVE STORES INC	312.77	5.71	307.06
92312	04/11/2019	5136	OPUS INSPECTION. INC.	1,396.13	0.00	1,396.13
92313	04/11/2019	63708	DY-JO CORPORATION	635.00	0.00	635.00
92314	04/11/2019	51171	PERS LONG TERM CARE PROGRAM	70.64	0.00	70.64
92315	04/11/2019	1615	PFM ASSET MANAGEMENT LLC	2,805.11	0.00	2,805.11
92316	04/11/2019	4374	PITNEY BOWES INC	1,654.68	0.00	1,654.68
92317	04/11/2019	5088	CCS EXPRESS. INC.	1,229.00	0.00	1,229.00
92318	04/11/2019	63364	REEVES NORM HONDA	33.09	0.00	33.09
92319	04/11/2019	4956	ROSS AVIATION INVESTMENT. LLC	4,025.35	0.00	4,025.35
92320	04/11/2019	1841	SAFETY DRIVER'S ED. LLC	55.90	0.00	55.90
92321	04/11/2019	66280	BARRY SANDLER ENTERPRISES	177.06	0.00	177.06
92322	04/11/2019	62286	J R SIMPLOT COMPANY	976.74	0.00	976.74
92323	04/11/2019	4637	JCHC ENTERPRISES INC	2,843.35	0.00	2,843.35
92324	04/11/2019	52279	SMART & FINAL INC	347.80	0.00	347.80
92325	04/11/2019	26900	SO CALIF SECURITY CENTERS INC	88.74	0.00	88.74
92326	04/11/2019	5022	MWB COPY PRODUCTS. INC.	114.98	0.00	114.98
92327	04/11/2019	5135	SOLID SURFACE CARE. INC.	2,174.00	0.00	2,174.00
92328	04/11/2019	29400	SOUTHERN CALIFORNIA EDISON CO	18,121.04	0.00	18,121.04
92329	04/11/2019	60792	STEPHENS. ERIC	57.20	0.00	57.20
92330	04/11/2019	977	STEVEN ENTERPRISES	113.43	0.00	113.43
92331	04/11/2019	5180	SUPERCO SPECIALTY PRODUCTS	382.93	0.00	382.93
92332	04/11/2019	38679	WESTERN EXTERMINATOR COMPANY	1,410.13	0.00	1,410.13
92333	04/11/2019	2372	TGIS CATERING SVCS INC	4,080.00	0.00	4,080.00
92334	04/11/2019	5221	THE LEW EDWARDS GROUP	5,750.00	0.00	5,750.00
92335	04/11/2019	4364	THE RINKS-LAKEWOOD ICE	58.50	0.00	58.50
92336	04/11/2019	65224	TUMBLE-N-KIDS. INC	3,718.00	0.00	3,718.00
92337	04/11/2019	60685	TURF STAR	1,724.54	0.00	1,724.54
92338	04/11/2019	49848	USA BLUE BOOK A DIVISION OF	55.91	0.00	55.91
92339	04/11/2019	4907	VARSITY BRANDS HOLDING CO INC	2,802.29	0.00	2,802.29
92340	04/11/2019	64652	CELLCO PARTNERSHIP	242.59	0.00	242.59
92341	04/11/2019	7400	WATER REPLENISHMENT DISTRICT OF	203,213.55	0.00	203,213.55
92342	04/11/2019	33350	WATER WELL SUPPLY	22,926.73	0.00	22,926.73
92343	04/11/2019	17640	WAXIE ENTERPRISES INC	979.93	0.00	979.93
92344	04/11/2019	62628	WELLS C. PIPELINE MATERIALS	908.85	0.00	908.85
92345	04/11/2019	40925	WEST COAST ARBORISTS INC	31,059.15	0.00	31,059.15
92346	04/11/2019	50058	WHITE HOUSE FLORIST INC	55.00	0.00	55.00
92347	04/11/2019	5143	WHITNEY. LAUREAL MONIOUE	146.25	0.00	146.25
92348	04/11/2019	3699	CORPORATE EWASTE SOLUTIONS	100.00	0.00	100.00

CITY OF LAKEWOOD

SUMMARY CHECK REGISTER

CHECK #	CHECK DATE	VEND #	VENDOR NAME	GROSS	DISC.	CHECK AMOUNT
92349	04/11/2019	3699	CRESSWELL. REMEDIOS	250.00	0.00	250.00
92350	04/11/2019	3699	D'AMICO. CHRISTINE	50.00	0.00	50.00
92351	04/11/2019	3699	DAVID. DARYL	250.00	0.00	250.00
92352	04/11/2019	3699	DE JOYA. JOHN	180.00	0.00	180.00
92353	04/11/2019	3699	GALARZA. YESENIA	250.00	0.00	250.00
92354	04/11/2019	3699	GUITIERREZ ORDAZ. NALLELY	477.00	0.00	477.00
92355	04/11/2019	3699	GUZMAN. PABLO	100.00	0.00	100.00
92356	04/11/2019	3699	HERRERA. YESENIA	500.00	0.00	500.00
92357	04/11/2019	3699	HOARD. KATY	35.00	0.00	35.00
92358	04/11/2019	3699	JONES. ANITA	250.00	0.00	250.00
92359	04/11/2019	3699	LANIER. DOMINIOUE	250.00	0.00	250.00
92360	04/11/2019	3699	LOWE. CHRISTINE	250.00	0.00	250.00
92361	04/11/2019	3699	MADDEN. GARRETT	250.00	0.00	250.00
92362	04/11/2019	3699	SAITO. TIFFANY	204.00	0.00	204.00
92363	04/11/2019	3699	TOMBLESON. JUDITH	25.00	0.00	25.00
Totals:				<u>555,117.42</u>	<u>5.71</u>	<u>555,111.71</u>

CITY OF LAKEWOOD
FUND SUMMARY 4/18/2019

In accordance with section 2521 of the Lakewood Municipal Code there is presented herewith a summary of obligations to be paid by voucher 92364 through 92460. Each of the following demands has been audited by the Director of Administrative Services and approved by the City Manager.

1010	GENERAL FUND	194,725.84
1030	CDBG CURRENT YEAR	2,083.33
1050	COMMUNITY FACILITY	8,179.45
1621	LA CNTY MEASURE R	1,440.00
3070	PROPOSITION "C"	983.21
5010	GRAPHICS AND COPY CENTER	2,901.13
5020	CENTRAL STORES	1,742.15
5030	FLEET MAINTENANCE	7,051.66
7500	WATER UTILITY FUND	128,161.52
8000	BUS DEV REVOLVING LOAN PROG	868,966.45
8030	TRUST DEPOSIT	4,763.03
		<hr/>
		1,220,997.77

Council Approval

Date

City Manager

Attest

City Clerk

Director of Administrative Services

CITY OF LAKEWOOD

SUMMARY CHECK REGISTER

CHECK #	CHECK DATE	VEND #	VENDOR NAME	GROSS	DISC.	CHECK AMOUNT
92364	04/18/2019	61307	PERRIS FENCE & SUPPLY	269.47	0.00	269.47
92365	04/18/2019	62065	DAY RENE L	1,396.76	0.00	1,396.76
92366	04/18/2019	4848	AFFORDABLE GENERATOR SERVICE. INC.	3,290.00	0.00	3,290.00
92367	04/18/2019	2701	AIRE RITE A/C & REFRIGERATION INC	8,009.28	0.00	8,009.28
92368	04/18/2019	1700	ALLIED REFRIGERATION INC	562.08	0.00	562.08
92369	04/18/2019	47151	ALTEC INDUSTRIES INC	312.29	0.00	312.29
92370	04/18/2019	52244	BELLFLOWER. CITY OF	228.19	0.00	228.19
92371	04/18/2019	53835	C.P.R.S. DIST X	70.00	0.00	70.00
92372	04/18/2019	6600	CALIFORNIA STATE DEPT OF JUSTICE	8,488.00	0.00	8,488.00
92373	04/18/2019	4270	CARROLL MEGAN J	132.81	0.00	132.81
92374	04/18/2019	51331	CERRITOS POOL SUPPLY	87.58	0.00	87.58
92375	04/18/2019	5008	COLOR CARD ADMINISTRATOR CORP.	75.08	0.00	75.08
92376	04/18/2019	53451	COMMUNITY FAMILY GUIDANCE CTR	750.00	0.00	750.00
92377	04/18/2019	4963	COUCH. RON JR.	1,025.00	0.00	1,025.00
92378	04/18/2019	5200	DAHLIN GROUP. INC.	39,700.00	0.00	39,700.00
92379	04/18/2019	4541	DAVIS. NANETTE	45.00	0.00	45.00
92380	04/18/2019	27200	DICKSON R F CO INC	2,635.00	0.00	2,635.00
92381	04/18/2019	43597	DIVE/CORR INC	14,775.00	0.00	14,775.00
92382	04/18/2019	730	ECONOMIC DEVELOPMENT ADMINISTRATION	368.41	0.00	368.41
92383	04/18/2019	730	ECONOMIC DEVELOPMENT ADMINISTRATION	868,598.04	0.00	868,598.04
92384	04/18/2019	5140	ENDRESS & HAUSER INC.	4,112.57	0.00	4,112.57
92385	04/18/2019	5030	FATHOM WATER MANAGEMENT INC.	114,523.52	0.00	114,523.52
92386	04/18/2019	52316	FEDERAL EXPRESS CORP	17.02	0.00	17.02
92387	04/18/2019	3946	FERGUSON ENTERPRISES INC	975.86	0.00	975.86
92388	04/18/2019	63519	FLUE STEAM INC	213.03	0.00	213.03
92389	04/18/2019	3188	GALLS LLC/OUARTERMMASTER LLC	423.54	0.00	423.54
92390	04/18/2019	59433	GANAHL LUMBER COMPANY	103.01	0.00	103.01
92391	04/18/2019	65779	GOLDEN STATE WATER COMPANY	5,190.06	0.00	5,190.06
92392	04/18/2019	35477	HARA M LAWNMOWER CENTER	226.63	0.00	226.63
92393	04/18/2019	42031	HOME DEPOT	3,146.86	0.00	3,146.86
92394	04/18/2019	65891	HUMAN SERVICES ASSOCIATION	458.33	0.00	458.33
92395	04/18/2019	36589	IMMEDIATE MEDICAL CARE	415.00	0.00	415.00
92396	04/18/2019	4622	JHM SUPPLY INC	1,454.82	0.00	1,454.82
92397	04/18/2019	59873	JJS PALOMO'S STEEL INC	184.84	0.00	184.84
92398	04/18/2019	4180	JONES RICHARD D. A PROF LAW CORP	2,034.84	0.00	2,034.84
92399	04/18/2019	64510	KRAUSE. DIANN	136.71	0.00	136.71
92400	04/18/2019	53311	LAKEWOOD MEALS ON WHEELS	875.00	0.00	875.00
92401	04/18/2019	18550	LAKEWOOD. CITY OF	150.00	0.00	150.00
92402	04/18/2019	18400	LAKEWOOD. CITY WATER DEPT	12,836.75	0.00	12,836.75
92403	04/18/2019	43017	LARSEN. DEBRA	78.49	0.00	78.49
92404	04/18/2019	2409	LIFTECH ELEVATOR SERVICES INC	364.00	0.00	364.00
92405	04/18/2019	36844	LA COUNTY DEPT OF PUBLIC WORKS	4,763.03	0.00	4,763.03
92406	04/18/2019	5235	LTAS TECHNOLOGIES INC.	3,500.00	0.00	3,500.00
92407	04/18/2019	4705	MAG-TROL. INC.	363.51	0.00	363.51

CITY OF LAKEWOOD

SUMMARY CHECK REGISTER

CHECK #	CHECK DATE	VEND #	VENDOR NAME	GROSS	DISC.	CHECK AMOUNT
92408	04/18/2019	4887	MATHESON TRI-GAS. INC.	96.47	0.00	96.47
92409	04/18/2019	23130	MC MASTER-CARR SUPPLY CO	628.92	0.00	628.92
92410	04/18/2019	4443	O'REILLY AUTOMOTIVE STORES INC	359.08	6.55	352.53
92411	04/18/2019	47554	OFFICE DEPOT BUSINESS SVCS	449.75	0.00	449.75
92412	04/18/2019	4497	PACIFIC COACHWAYS CHARTER SERVICES	1,137.50	0.00	1,137.50
92413	04/18/2019	450	PACIFIC EH & S SERVICES INC	1,792.00	0.00	1,792.00
92414	04/18/2019	4215	M O DION & SONS INC	2,014.73	0.00	2,014.73
92415	04/18/2019	65659	PHASE II SYSTEMS INC	3,351.21	0.00	3,351.21
92416	04/18/2019	66116	PETERSEN. LOUISE	210.60	0.00	210.60
92417	04/18/2019	1919	POLLARD JOSEPH G COMPANY INC	478.23	0.00	478.23
92418	04/18/2019	39640	RAYVERN LIGHTING SUPPLY CO INC	195.98	0.00	195.98
92419	04/18/2019	4330	RON'S MAINTENANCE INC	2,536.00	0.00	2,536.00
92420	04/18/2019	45437	S & J SUPPLY CO	279.23	0.00	279.23
92421	04/18/2019	5045	SAN JUAN. CLYDE J	32.50	0.00	32.50
92422	04/18/2019	3153	SECTRAN SECURITY INC	152.13	0.00	152.13
92423	04/18/2019	240	SGS TESTCOM	10.84	0.00	10.84
92424	04/18/2019	5218	SH & YK INC.	32.00	0.00	32.00
92425	04/18/2019	52279	SMART & FINAL INC	21.44	0.00	21.44
92426	04/18/2019	26900	SO CALIF SECURITY CENTERS INC	267.62	0.00	267.62
92427	04/18/2019	29400	SOUTHERN CALIFORNIA EDISON CO	66,036.32	0.00	66,036.32
92428	04/18/2019	29500	SOUTHERN CALIFORNIA GAS CO	3,577.68	0.00	3,577.68
92429	04/18/2019	4026	SPASEFF TED C	375.50	0.00	375.50
92430	04/18/2019	49529	SPICERS PAPER INC	567.31	0.00	567.31
92431	04/18/2019	38679	WESTERN EXTERMINATOR COMPANY	1,531.04	0.00	1,531.04
92432	04/18/2019	2372	TGIS CATERING SVCS INC	518.59	0.00	518.59
92433	04/18/2019	5105	TOTAL TEMPERATURE INSTRUMENTATION INC.	798.25	0.00	798.25
92434	04/18/2019	1676	U S TELEPACIFIC CORP	716.22	0.00	716.22
92435	04/18/2019	31800	U S POSTMASTER	1,310.00	0.00	1,310.00
92436	04/18/2019	49848	USA BLUE BOOK A DIVISION OF	498.22	0.00	498.22
92437	04/18/2019	33200	WALTERS WHOLESALE ELECTRIC CO	481.97	0.00	481.97
92438	04/18/2019	5155	WATER SYSTEM SERVICES LLC	175.00	0.00	175.00
92439	04/18/2019	3943	WATERLINE TECHNOLOGIES INC	914.80	0.00	914.80
92440	04/18/2019	17640	WAXIE ENTERPRISES INC	999.32	0.00	999.32
92441	04/18/2019	36166	WEGENER. KATHY	990.60	0.00	990.60
92442	04/18/2019	62628	WELLS C. PIPELINE MATERIALS	997.00	0.00	997.00
92443	04/18/2019	35146	WILLDAN ASSOCIATES	12,387.06	0.00	12,387.06
92444	04/18/2019	53033	WITHROW. MAX	952.50	0.00	952.50
92445	04/18/2019	3837	WORTHINGTON FORD	18.31	0.00	18.31
92446	04/18/2019	4837	XEROX CORPORATION	2,190.19	0.00	2,190.19
92447	04/18/2019	3699	BACHO. RALPH	250.00	0.00	250.00
92448	04/18/2019	3699	BAILEY. GRACIE	250.00	0.00	250.00
92449	04/18/2019	3699	CONTRERAS. ANTONIO	250.00	0.00	250.00
92450	04/18/2019	3699	CORDERO. MARICELA	250.00	0.00	250.00
92451	04/18/2019	3699	GARCIA. GENESSES	250.00	0.00	250.00

**CITY OF LAKEWOOD
SUMMARY CHECK REGISTER**

CHECK #	CHECK DATE	VEND #	VENDOR NAME	GROSS	DISC.	CHECK AMOUNT
92452	04/18/2019	3699	HAMMOCK. ROSHONA	250.00	0.00	250.00
92453	04/18/2019	3699	HOME RENEW 360	527.80	0.00	527.80
92454	04/18/2019	3699	LAKEWOOD MOMS CLUB	250.00	0.00	250.00
92455	04/18/2019	3699	MARTINEZ. HIRAM	250.00	0.00	250.00
92456	04/18/2019	3699	PITTS. LONNI	250.00	0.00	250.00
92457	04/18/2019	3699	RAMIREZ. ALICE	29.00	0.00	29.00
92458	04/18/2019	3699	RUESCH-WANG. LISETTE	250.00	0.00	250.00
92459	04/18/2019	3699	RUIZ. CESAR	250.00	0.00	250.00
92460	04/18/2019	3699	WOLFORD. BRANDON	250.00	0.00	250.00
Totals:				<u>1,221,004.32</u>	<u>6.55</u>	<u>1,220,997.77</u>

DIVIDER SHEET

COUNCIL AGENDA

April 23, 2019

TO: The Honorable Mayor and City Council

SUBJECT: Report of City Council Committees' Activities

INTRODUCTION

A brief update is provided for City Council review on the activities of the following standing committees: Capital Improvement Plan Committee, Audit Committee, and the Water Resources Committee.

STATEMENT OF FACT

On March 25, the Capital Improvement Plan Committee met and discussed:

SB 1: To receive and spend revenue from SB 1, the city must adopt a resolution setting forth planned projects for this year's allocation. The planned projects and resolution must be uploaded to the California Transportation Committee website by May 1, 2019. It should be noted that the City Council can change or amend the list of projects later on if priorities change, and that projects included on the list still require specific City Council approval before they can move forward.

Year one funding, for 2017-2018, was \$452,279. This funded hardscape repairs, and partially funded the Downey Avenue Overlay Project. The hardscape repairs are complete, and the Downey Avenue project is delayed due to the Bolivar Stormwater Capture Project. Year two funding, for 2018-2019, the city programmed \$1,420,282. The projects to be funded are Candlewood from Lakewood to Fidler; Del Amo from Paramount to Cherry and Paramount to Downey; Harvey from Bellflower to Woodruff; alley west of Lakewood Blvd. from Candlewood to Hardwick; and the Paramount Boulevard Drainage & Landscape project. The projects will be completed in the second half of the fiscal year. Year three funding, for 2019-2020, is expected to be in the amount of \$1,435,191. Staff has identified street paving needs on Los Coyotes Diag., Candlewood St., Ibbetson, alleys at Carson and Lakewood, and Carson and Paramount, as well as various sidewalk repairs.

Facilities Condition Assessment: The totality of Facility Improvement/Maintenance needs equal \$31 million over the next 10 years. The deferred maintenance needs are over \$9,000,000. The city currently has \$3,000,000 of general fund reserves allocated for Capital Improvements. Given the scarcity of funds relative to needs, staff recommends that the \$3,000,000 be used to deal with the highest priorities within the \$9,000,000 of deferred maintenance. As such, it was recommended that the funds be used as follows:

- \$100,000 for annual park hardscape repairs, fence replacements, and fire and security systems

Council Committees' Activities

April 23, 2019

Page 2

- \$400,000 for Master Plans for the four facilities previously identified as too costly to renovate (Palms Park, Del Valle Park, Bolivar Park, and Nixon Yard)
- \$1,000,000 for ADA Improvements not covered in the CJPIA loan
- \$1,500,000 for Deferred Renewal projects identified in the FCA

The Deferred Renewal funds will target projects deemed as critical, which include roofing, HVAC, electrical, elevators, and parking lots. Staff will have consultants come in first to complete more detailed inspections.

ADA Update: The loan for ADA improvements has been approved by the CJPIA, and is close to being funded. Dahlin Group is working on restroom improvements, and staff is working on the smaller improvements that can be done in-house. Staff has not yet received an amended complaint, but there are improvements being completed in the meantime.

CIP Projects: Rynerson Park is nearing completion; a final report will be taken to the City Council soon. Fleming was the low bidder for The Centre plaza demolition work. Staff has a preliminary design for the new art, which will include video screens for future inductees. The Paramount Boulevard project bid opens March 26. The contract will be awarded on April 9, and construction is expected to start on May 6.

Staff has direction from the Committee Members to proceed with projects that have been prioritized, and will assess the need for additional CIP Committee meetings in the future.

On April 9, the Audit Committee met and discussed:

Frances Kuo, Managing Partner with the City's Independent Auditors (The Pun Group) provided a comprehensive presentation of the audit process. She outlined their various work phase responsibilities, starting with their annual spring visit and concluding with the publication of the city's Comprehensive Annual Financial Report (CAFR) in early December.

As Mr. Pun discussed the rise in cyber-crimes, Committee Member Piazza asked about the city's own information technology (IT) and cyber risk management/security procedures. Director Gomez stated that Brea IT manages the city's information technology with oversight from an IT Manager (city employee). Two onsite Brea IT staff members provide full-time support. He also responded to questions regarding the location of the city's network file servers, stating that they are physically located on site at City Hall with cloud-based back-up systems.

Director Gomez mentioned that the city is currently in the middle of seeking proposals for IT services. Committee Member Piazza inquired if contracts and agreements with vendors could be reviewed to confirm that they are meeting performance expectations. Mr. Pun stated they could review as requested by the Committee. Given the overall reliance on IT systems and rise in cyber-crime, Mr. Pun noted that beginning this year, the audit would place a greater emphasis on IT operations. The Pun Group hired an IT professional to specifically look at best practices and provide appropriate recommendations.

Ms. Kuo provided an overview of six new Governmental Accounting Standards Board (GASB) Pronouncements. They are not anticipated to have a significant impact on the city's reporting obligations.

There was an oral report by Mr. McCormack regarding the Bolivar Park Stormwater Capture Project. He explained that the preliminary report is currently in draft form and nearing completion. The report provides a narrative regarding the experiences gained and lessons learned from the project that can be applied to the Mayfair Park project. He also stated the report will be vetted by outside professionals in the next couple of week for their third-party, objective feedback.

The Audit Committee is scheduled to meet again in December.

On April 9, the Water Resources Committee met and discussed:

Annual Water Quality Report: The 2018 Annual Water Quality Report will be made available on the city's website by May 1, 2019 and upon customer request, a hard copy will be provided.

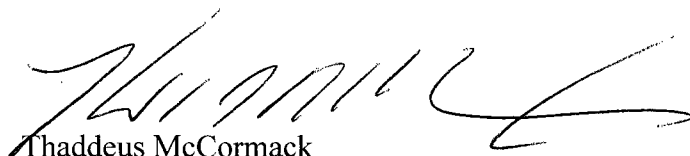
Backflow Prevention Device Testing RFP: Staff reported on the backflow device prevention testing program's importance in preventing cross-contamination of the city's potable water system. The Committee directed staff to recommend to the City Council that a contract be awarded to the lowest responsible bidder to perform backflow prevention device testing and pursue a Lakewood Municipal Code change requiring that the city administer the annual testing and certification of the backflow and cross-connection control program.

Water Sale Agreement – Long Beach Water Department: The Committee reviewed a new Water Sale Agreement with the City of Long Beach Water Department and recommended that the City Council approve the new agreement at the next regularly scheduled City Council Meeting.

Golden State Water Company Update: Staff updated the Committee that a final decision was rendered in the Golden State Water Company rate case settlement and the Committee received a final draft report on the Water Acquisition Feasibility Study.

RECOMMENDATION

It is recommended that the City Council receive and file this report.



Thaddeus McCormack
City Manager

D I V I D E R S H E E T

COUNCIL AGENDA

April 23, 2019

TO: The Honorable Mayor and City Council**SUBJECT:** Monthly Report of Investment Transactions – March 2019**INTRODUCTION**

In accordance with California Government Code Section 53607, the City Council has delegated to the City Treasurer the responsibility to invest or to reinvest funds, or to sell or exchange securities so purchased. The California Government Code Section 53607 requires that, if such responsibility has been delegated, then the Treasurer “shall make a monthly report of those transactions to the legislative body.” In compliance with this requirement, the Monthly Report of Investment Transactions is being rendered to be received and filed.

STATEMENT OF MONTHLY ACTIVITY

<u>Date</u>	<u>Amount at Cost</u>	<u>Vehicle</u>	<u>Transaction</u>
03/01/2019	\$ 805.73	CORP	Interest 3.250%
03/01/2019	1,680.00	CORP	Interest 2.800%
03/01/2019	237.73	MMF	Interest
03/03/2019	2,365.00	CORP	Interest 2.200%
03/04/2019	9,112.85	CORP	Interest 2.900%
03/04/2019	2,405.00	CORP	Interest 1.850%
03/04/2019	682.50	CORP	Interest 1.950%
03/05/2019	1,468.75	CORP	Interest 2.350%
03/05/2019	2,000,000.00	LAIF	Withdrawal
03/06/2019	1,673.00	CORP	Interest 1.912%
03/06/2019	2,437.50	CORP	Interest 1.625%
03/06/2019	2,097.38	CORP	Interest 2.397%
03/07/2019	2,000,000.00	CAMP	Purchase
03/07/2019	1,575.00	CORP	Interest 3.150%
03/07/2019	248.47	TREAS	Purchase 2.375%
03/07/2019	554,784.21	CD	Sell 3.183%
03/09/2019	4,942.50	CORP	Interest 2.635%
03/12/2019	2,733.50	CORP	Interest 1.561%
03/12/2019	2,515.63	CORP	Interest 2.875%
03/13/2019	1,595.00	CORP	Interest 2.200%
03/13/2019	731,129.26	TREAS	Purchase 1.625%
03/13/2019	729,132.25	TREAS	Purchase 1.625%
03/13/2019	728,144.85	TREAS	Purchase 1.500%
03/13/2019	740,752.55	TREAS	Purchase 1.875%
03/13/2019	1,386,396.10	TREAS	Sell 1.250%
03/13/2019	1,016,798.93	TREAS	Sell 1.500%
03/13/2019	568,967.78	TREAS	Sell 1.375%
03/14/2019	1,350.00	CORP	Interest 3.000%
03/15/2019	2,247.50	CORP	Interest 2.900%

03/15/2019	3,681.67	CORP	Interest 3.000%
03/21/2019	1,400,000.00	LAIF	Withdrawal
03/22/2019	5,156.25	CORP	Interest 2.750%
03/25/2019	1.72	CORP	Interest 1.785%
03/25/2019	23.67	CORP	Interest 1.646%
03/25/2019	487.90	CORP	Interest 3.203%
03/25/2019	615.96	CORP	Interest 3.560%
03/25/2019	2.02	CORP	Paydown 1.785%
03/25/2019	18,691.51	CORP	Paydown 3.203%
03/25/2019	2,867.05	CORP	Paydown 1.646%
03/25/2019	4,056.89	CORP	Paydown 3.560%
03/28/2019	900,000.00	LAIF	Withdrawal 2.900%
03/31/2019	5,625.00	TREAS	Interest 1.500%
04/01/2019	3,865.79	CAMP	Interest 2.61%

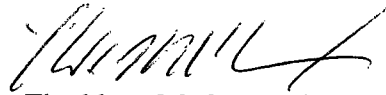
RECOMMENDATION

It is recommended that the City Council receive and file the Monthly Report of Investment Transactions rendered for the month of March 2019.



Jose Gomez

Director of Finance & Administrative Services



Thaddeus McCormack

City Manager

DIVIDER SHEET

COUNCIL AGENDA

April 23, 2018

TO: The Honorable Mayor and City Council

SUBJECT: Quarterly Schedule of Investments – March 31, 2019

INTRODUCTION

The City invests idle funds in compliance with the California Government Code and the City's investment policy, which the City Council last reviewed and approved in January 2019. The investments represented in this report are allocated to a variety of funds such as the General Fund, Water Utility Fund, Redevelopment Successor Agency Funds, Restricted Special Revenue Funds, and Fiduciary Funds.

The City's investment objectives, in order of priority, are safety, liquidity and yield. To meet these objectives, the City utilizes the following types of investments:

U.S. Treasury Notes

Treasury Obligations of the U.S. Government to provide for the cash flow needs of the Federal Government.

Federal Agency Bonds or Notes:

Federal agency or United States government-sponsored enterprise obligations, participations, or other instruments, including those issued by or fully guaranteed as to principal and interest by federal agencies or United States government-sponsored enterprises. This includes Collateralized Mortgage Obligations (CMOs).

- **FHLB (Federal Home Loan Bank Bonds)**
Bonds and discount notes issued by the Federal Home Loan Bank to provide funding to member institutions and make available money to the residential mortgage market.
- **FHLMC (Federal Home Loan Mortgage Corp)**
A publicly chartered agency that buys qualifying residential mortgages from lenders, packages them into new securities backed by those pooled mortgages, provides certain guarantees and then re-sells the securities on the open market.
- **FNMA (Federal National Mortgage Association)**
A government-sponsored, privately owned corporation established to create a secondary market for Federal Housing Administration mortgages.
- **FFCB (Federal Farm Credit Bank)**
The Federal Farm Credit Bank is an independent agency of the U.S. Government that issues bonds and discount notes to provide short- and long-term credit and credit-related services to farmers, ranchers, rural homeowners, producers and harvesters.

Supra-National Agency Bonds or Notes

Supranational bonds and notes are debt of international or multi-lateral financial agencies. The debt is used to finance economic/infrastructure development, environmental protection, poverty

reduction and renewable energy around the globe, rated AAA, highly liquid and issued in a range of maturities.

Negotiable Certificates of Deposit (CDs)

Negotiable CDs are issued by large banks and are freely traded in secondary markets as short term (2 to 52 weeks), large denomination (\$100,000 minimum) CDs, that are either issued at a discount on its par value, or at a fixed interest rate payable at maturity.

Municipal Bonds or Notes:

Registered treasury notes or bonds issued by states or municipalities, including bonds payable solely out of the revenues from a revenue-producing property owned, controlled, or operated by a state or by a department, board, agency, or authority of any of the other 49 United States, in addition to California.

Corporate Notes:

Medium-term notes, defined as all corporate and depository institution debt securities with a maximum remaining maturity of five years or less, issued by corporations organized and operating within the United States or by depository institutions licensed by the United States, or any state and operating within the United States. Medium-term corporate notes shall be rated in a rating category of “A” or its equivalent or better.

Commercial Paper:

Commercial paper of “prime” quality of the highest ranking or of the highest letter and number rating as provided for by a nationally recognized statistical-rating organization.

Pooled Funds:

- LAIF (Local Agency Investment Fund, State of California)
The Treasurer of the State of California administers this investment pool, providing a high-level of liquidity and strong safety through diversification of investments.
- CAMP (California Asset Management Program)
A Joint Powers Authority established in 1989 by the treasurers and finance directors of several California public agencies to provide professional investment services at a reasonable cost. Participation is limited to California public agencies.
- Los Angeles County Pool
This pool is very similar to LAIF. It is well-diversified, very liquid, and offers competitive yields.
- Money Market Fund (MMF)
This is a money market interest-bearing checking account that is fully insured and collateralized.

SUMMARY – Schedule of Investments as of March 31, 2019

MANAGED PORTFOLIO

Security Type	Market Value	% of Portfolio	% Change vs. 12/31/18	Permitted by Policy	In Compliance
U.S. Treasury Notes	\$ 16,586,281.21	45.7%	4.7%	100%	X
Corporate Notes	8,623,327.69	23.7%	0%	30%	X
Negotiable CDs	4,758,856.19	13.1%	-1.5%	30%	X
Federal Agency	3,549,901.22	9.8%	-1.0%	100%	X
Supranationals	1,995,738.18	5.5%	-1.0%	30%	X
Municipal Bonds	438,928.05	1.2%	0%	30%	X
Federal Agency CMO	379,728.15	1.0%	0.1%	30%	X
Money Market Fund	0	0%	-0.2%	30%	X
Securities Sub-Total	\$ 36,332,760.69				
Accrued Interest	203,302.41				
Total Managed Portfolio	\$36,536,063.10	100%			

POOLED INVESTMENT ACCOUNTS

	Market Value
LAIF	\$12,515,525.49
CAMP	\$2,044,899.19
	<u>\$14,560,424.68</u>

BANK ACCOUNTS

	Balance
City – Checking *	\$4,091,055.50
City Payroll	\$64,674.72
Successor Housing - Checking	\$440,119.74
	<u>\$4,595,849.96</u>

Funds held in reserve as required by debt issuance or non-agency funds - not available for City expenditures:

Successor Agency – Checking	F&M	\$2,135,201.16
Business Dev Loan MMKT	F&M	\$ 797,054.72
		<u>\$2,932,255.88</u>

Total Portfolio **\$58,624,593.62**

* The balance is higher than usual as it includes approximately \$3.6 million in uncashed (recently-issued) checks.

Attached is a more detailed report provided by Public Financial Management (PFM), the City's investment advisor.

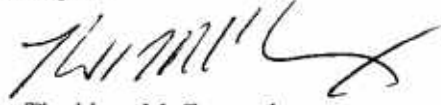
STAFF RECOMMENDATION

It is recommended that the City Council receive and file this report.



Jose Gomez

Director of Finance & Administrative Services



Thaddeus McCormack
City Manager



Managed Account Summary Statement

For the Month Ending **March 31, 2019**

CITY OF LAKEWOOD - 51260100

Transaction Summary - Managed Account

Opening Market Value	\$36,252,257.78
Maturities/Calls	(25,617.47)
Principal Dispositions	(3,517,633.47)
Principal Acquisitions	3,459,937.50
Unsettled Trades	0.00
Change in Current Value	163,816.35
Closing Market Value	\$36,332,760.69

Cash Transactions Summary - Managed Account

Maturities/Calls	0.00
Sale Proceeds	3,526,947.02
Coupon/Interest/Dividend Income	57,507.74
Principal Payments	25,617.47
Security Purchases	(3,474,745.27)
Net Cash Contribution	0.00
Reconciling Transactions	0.00

Earnings Reconciliation (Cash Basis) - Managed Account

Interest/Dividends/Coupons Received	66,821.29
Less Purchased Interest Related to Interest/Coupons	(14,807.77)
Plus Net Realized Gains/Losses	(17,890.94)
Total Cash Basis Earnings	\$34,122.58

Cash Balance

Closing Cash Balance **\$354,058.85**

Earnings Reconciliation (Accrual Basis)

	Total
Ending Amortized Value of Securities	36,254,944.99
Ending Accrued Interest	203,302.41
Plus Proceeds from Sales	3,526,947.02
Plus Proceeds of Maturities/Calls/Principal Payments	25,617.47
Plus Coupons/Dividends Received	57,507.74
Less Cost of New Purchases	(3,474,745.27)
Less Beginning Amortized Value of Securities	(36,358,515.91)
Less Beginning Accrued Interest	(187,115.72)
Total Accrual Basis Earnings	\$47,942.73



Portfolio Summary and Statistics

For the Month Ending **March 31, 2019**

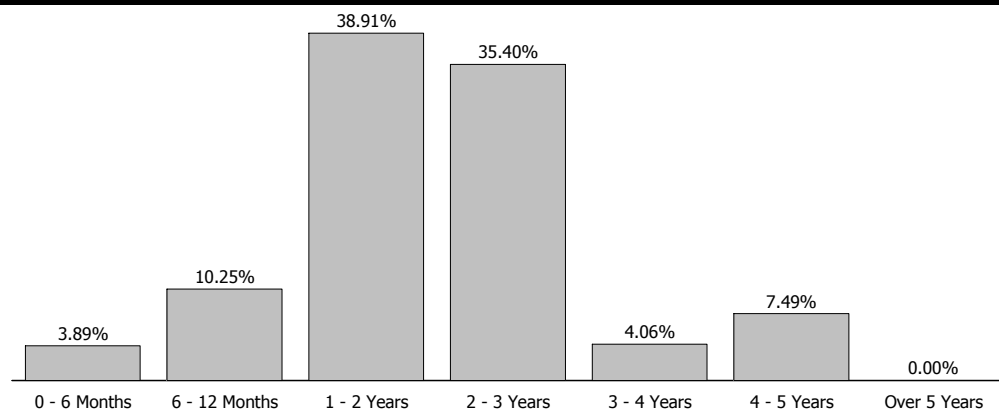
CITY OF LAKEWOOD - 51260100

Account Summary

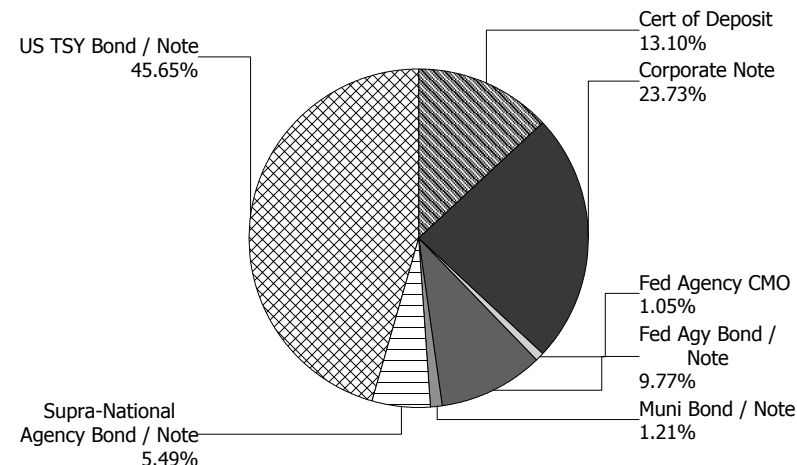
Description	Par Value	Market Value	Percent
U.S. Treasury Bond / Note	16,705,000.00	16,586,281.21	45.65
Supra-National Agency Bond / Note	1,995,000.00	1,995,738.18	5.49
Municipal Bond / Note	435,000.00	438,928.05	1.21
Federal Agency Collateralized Mortgage Obligation	375,763.88	379,728.15	1.05
Federal Agency Bond / Note	3,535,000.00	3,549,901.22	9.77
Corporate Note	8,635,000.00	8,623,327.69	23.73
Certificate of Deposit	4,750,000.00	4,758,856.19	13.10
Managed Account Sub-Total	36,430,763.88	36,332,760.69	100.00%
Accrued Interest		203,302.41	
Total Portfolio	36,430,763.88	36,536,063.10	

Unsettled Trades **0.00** **0.00**

Maturity Distribution



Sector Allocation



Characteristics

Yield to Maturity at Cost	2.39%
Yield to Maturity at Market	2.42%
Duration to Worst	1.90
Weighted Average Days to Maturity	727



Managed Account Issuer Summary

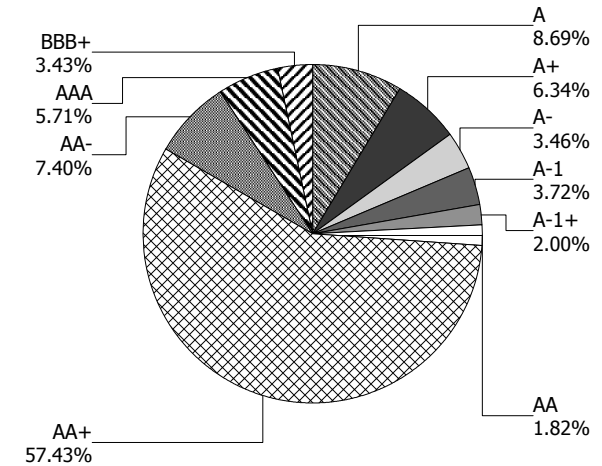
For the Month Ending **March 31, 2019**

CITY OF LAKEWOOD - 51260100

Issuer Summary

Issuer	Market Value of Holdings	Percent
3M COMPANY	91,045.44	0.25
AMERICAN EXPRESS CO	387,650.62	1.07
AMERICAN HONDA FINANCE	398,661.74	1.10
BANK OF AMERICA CO	346,744.66	0.95
BANK OF MONTREAL	552,612.50	1.52
BANK OF NOVA SCOTIA	553,850.00	1.52
BB&T CORPORATION	349,295.45	0.96
CALIFORNIA ST	438,928.05	1.21
CATERPILLAR INC	358,232.56	0.99
CHARLES SCHWAB	177,195.03	0.49
CITIGROUP INC	349,460.25	0.96
DEERE & COMPANY	469,348.07	1.29
EXXON MOBIL CORP	348,942.48	0.96
FANNIE MAE	2,484,855.87	6.84
FEDERAL HOME LOAN BANKS	1,282,541.97	3.53
FREDDIE MAC	162,231.53	0.45
GENERAL DYNAMICS CORP	210,695.10	0.58
GOLDMAN SACHS GROUP INC	374,818.50	1.03
HERSHEY COMPANY	136,346.49	0.38
HOME DEPOT INC	271,167.12	0.75
HSBC HOLDINGS PLC	124,634.25	0.34
IBM CORP	298,784.10	0.82
INTEL CORPORATION	173,637.63	0.48
INTER-AMERICAN DEVELOPMENT BANK	760,377.21	2.09
INTERNATIONAL FINANCE CORPORATION	374,922.38	1.03
INTL BANK OF RECONSTRUCTION AND DEV	860,438.59	2.37
JOHNSON & JOHNSON	79,393.36	0.22
JP MORGAN CHASE & CO	348,723.20	0.96
MORGAN STANLEY	348,665.98	0.96
NATIONAL RURAL UTILITIES CO FINANCE CORP	155,794.22	0.43
NORDEA BANK AB	726,607.33	2.00
PACCAR FINANCIAL CORP	219,517.64	0.60

Credit Quality (S&P Ratings)





Managed Account Issuer Summary

For the Month Ending **March 31, 2019**

CITY OF LAKEWOOD - 51260100

Issuer	Market Value of Holdings	Percent
PFIZER INC	238,774.10	0.66
ROYAL BANK OF CANADA	557,258.35	1.53
SKANDINAVISKA ENSKILDA BANKEN AB	723,093.98	1.99
SWEDBANK AB	372,066.75	1.02
THE BANK OF NEW YORK MELLON CORPORATION	349,555.15	0.96
THE WALT DISNEY CORPORATION	416,263.12	1.15
TOYOTA MOTOR CORP	483,262.22	1.33
UBS AG	627,013.13	1.73
UNILEVER PLC	376,323.75	1.04
UNITED PARCEL SERVICE INC	218,055.86	0.60
UNITED STATES TREASURY	16,586,281.21	45.65
VISA INC	99,560.00	0.27
WAL-MART STORES INC	422,779.60	1.16
WESTPAC BANKING CORP	646,354.15	1.78
Total	\$36,332,760.69	100.00%



Managed Account Detail of Securities Held

For the Month Ending **March 31, 2019**

CITY OF LAKEWOOD - 51260100

Security Type/Description Dated Date/Coupon/Maturity	CUSIP	Par	S&P Rating	Moody's Rating	Trade Date	Settle Date	Original Cost	YTM at Cost	Accrued Interest	Amortized Cost	Market Value
U.S. Treasury Bond / Note											
US TREASURY NOTES DTD 04/30/2015 1.375% 04/30/2020	912828K58	575,000.00	AA+	Aaa	04/07/17	04/10/17	572,035.16	1.55	3,319.75	573,936.64	568,688.23
US TREASURY NOTES DTD 04/30/2015 1.375% 04/30/2020	912828K58	1,050,000.00	AA+	Aaa	04/03/17	04/05/17	1,045,283.20	1.53	6,062.15	1,048,316.41	1,038,474.15
US TREASURY NOTES DTD 06/30/2015 1.625% 06/30/2020	912828XH8	1,825,000.00	AA+	Aaa	06/26/17	06/28/17	1,831,558.59	1.50	7,455.02	1,827,759.80	1,807,605.93
US TREASURY NOTES DTD 07/31/2015 1.625% 07/31/2020	912828XM7	250,000.00	AA+	Aaa	07/05/17	07/07/17	250,156.25	1.60	673.34	250,069.32	247,490.25
US TREASURY NOTES DTD 10/31/2015 1.375% 10/31/2020	912828L99	100,000.00	AA+	Aaa	10/17/17	10/17/17	99,015.63	1.71	577.35	99,481.87	98,488.30
US TREASURY NOTES DTD 11/30/2015 1.625% 11/30/2020	912828M98	255,000.00	AA+	Aaa	11/01/17	11/03/17	253,894.34	1.77	1,388.84	254,394.52	252,031.55
US TREASURY NOTES DTD 12/31/2015 1.750% 12/31/2020	912828N48	1,200,000.00	AA+	Aaa	12/01/17	12/05/17	1,194,281.25	1.91	5,279.01	1,196,707.12	1,188,187.20
US TREASURY NOTES DTD 01/31/2016 1.375% 01/31/2021	912828N89	750,000.00	AA+	Aaa	01/02/18	01/04/18	735,000.00	2.05	1,709.25	740,939.54	737,343.75
US TREASURY NOTES DTD 06/02/2014 2.000% 05/31/2021	912828WN6	1,750,000.00	AA+	Aaa	06/04/18	06/06/18	1,718,896.48	2.62	11,730.77	1,727,202.68	1,739,678.50
US TREASURY NOTES DTD 08/15/2018 2.750% 08/15/2021	9128284W7	275,000.00	AA+	Aaa	10/02/18	10/04/18	273,958.01	2.89	940.09	274,134.42	278,050.85
US TREASURY NOTES DTD 08/15/2018 2.750% 08/15/2021	9128284W7	325,000.00	AA+	Aaa	10/01/18	10/03/18	323,730.47	2.89	1,111.02	323,946.13	328,605.55
US TREASURY NOTES DTD 08/15/2018 2.750% 08/15/2021	9128284W7	375,000.00	AA+	Aaa	09/10/18	09/12/18	374,721.68	2.78	1,281.94	374,775.98	379,160.25
US TREASURY NOTES DTD 08/15/2018 2.750% 08/15/2021	9128284W7	600,000.00	AA+	Aaa	09/26/18	09/28/18	597,445.31	2.91	2,051.10	597,887.34	606,656.40
US TREASURY NOTES DTD 08/15/2018 2.750% 08/15/2021	9128284W7	1,000,000.00	AA+	Aaa	09/05/18	09/07/18	1,000,820.31	2.72	3,418.51	1,000,676.51	1,011,094.00



Managed Account Detail of Securities Held

For the Month Ending **March 31, 2019**

CITY OF LAKEWOOD - 51260100

Security Type/Description Dated Date/Coupon/Maturity	CUSIP	Par	S&P Rating	Moody's Rating	Trade Date	Settle Date	Original Cost	YTM at Cost	Accrued Interest	Amortized Cost	Market Value
U.S. Treasury Bond / Note											
UNITED STATES TREASURY NOTES DTD 10/15/2018 2.875% 10/15/2021	9128285F3	725,000.00	AA+	Aaa	12/11/18	12/12/18	727,067.38	2.77	8,752.07	726,862.99	735,988.10
US TREASURY NOTES DTD 01/31/2017 1.875% 01/31/2022	912828V72	2,100,000.00	AA+	Aaa	01/07/19	01/09/19	2,061,773.44	2.50	6,526.24	2,064,513.30	2,078,754.30
US TREASURY NOTES DTD 08/15/2012 1.625% 08/15/2022	912828TJ9	750,000.00	AA+	Aaa	03/12/19	03/13/19	730,253.91	2.43	1,515.02	730,545.87	735,175.50
US TREASURY N/B NOTES DTD 11/02/2015 1.875% 10/31/2022	912828M49	750,000.00	AA+	Aaa	03/12/19	03/13/19	735,585.94	2.43	5,904.70	735,788.68	740,712.75
US TREASURY NOTES DTD 03/31/2016 1.500% 03/31/2023	912828O29	750,000.00	AA+	Aaa	03/12/19	03/13/19	723,076.17	2.44	30.74	723,409.70	728,847.75
US TREASURY N/B NOTES DTD 05/31/2016 1.625% 05/31/2023	912828R69	750,000.00	AA+	Aaa	03/12/19	03/13/19	725,683.59	2.44	4,084.82	725,972.29	731,660.25
UNITED STATES TREASURY NOTES DTD 02/28/2019 2.375% 02/29/2024	9128286G0	550,000.00	AA+	Aaa	03/05/19	03/07/19	545,337.89	2.56	1,135.87	545,398.10	553,587.65
Security Type Sub-Total		16,705,000.00					16,519,575.00	2.27	74,947.60	16,542,719.21	16,586,281.21
Supra-National Agency Bond / Note											
INTL BANK OF RECONSTRUCTION AND DEV NOTE DTD 09/19/2017 1.561% 09/12/2020	45905UP32	350,000.00	AAA	Aaa	09/12/17	09/19/17	349,160.00	1.64	288.35	349,586.86	345,507.40
INTER-AMERICAN DEVELOPMENT BANK DTD 11/08/2013 2.125% 11/09/2020	4581X0CD8	345,000.00	AAA	Aaa	10/02/17	10/10/17	348,197.84	1.81	2,891.77	346,689.67	343,322.96
INTERNATIONAL FINANCE CORPORATION NOTE DTD 03/16/2018 2.635% 03/09/2021	45950VLO7	375,000.00	AAA	Aaa	03/09/18	03/16/18	374,718.75	2.66	603.85	374,813.77	374,922.38
INTER-AMERICAN DEVELOPMENT BANK NOTE DTD 04/19/2018 2.625% 04/19/2021	4581X0DB1	415,000.00	AAA	Aaa	04/12/18	04/19/18	414,087.00	2.70	4,902.19	414,368.30	417,054.25



Managed Account Detail of Securities Held

For the Month Ending **March 31, 2019**

CITY OF LAKEWOOD - 51260100

Security Type/Description Dated Date/Coupon/Maturity	CUSIP	Par	S&P Rating	Moody's Rating	Trade Date	Settle Date	Original Cost	YTM at Cost	Accrued Interest	Amortized Cost	Market Value
Supra-National Agency Bond / Note											
INTL BANK OF RECONSTRUCTION AND DEV NOTE DTD 07/25/2018 2.750% 07/23/2021	459058GH0	510,000.00	AAA	Aaa	07/18/18	07/25/18	508,806.60	2.83	2,649.17	509,070.06	514,931.19

Security Type Sub-Total	1,995,000.00	1,994,970.19	2.39	11,335.33	1,994,528.66	1,995,738.18
--------------------------------	---------------------	---------------------	-------------	------------------	---------------------	---------------------

Municipal Bond / Note											
CA ST TXBL GO BONDS DTD 04/25/2018 2.800% 04/01/2021	13063DGA0	435,000.00	AA-	Aa3	04/18/18	04/25/18	435,017.40	2.80	6,090.00	435,008.67	438,928.05

Security Type Sub-Total	435,000.00	435,017.40	2.80	6,090.00	435,008.67	438,928.05
--------------------------------	-------------------	-------------------	-------------	-----------------	-------------------	-------------------

Federal Agency Collateralized Mortgage Obligation											
FNMA SERIES 2016-M9 ASQ2 DTD 06/01/2016 1.785% 06/01/2019	3136ASPX8	1,151.81	AA+	Aaa	06/09/16	06/30/16	1,163.32	1.05	1.71	1,151.81	1,149.20
FANNIE MAE SERIES 2015-M13 ASQ2 DTD 10/01/2015 1.646% 09/01/2019	3136AODO0	14,391.97	AA+	Aaa	10/07/15	10/30/15	14,536.10	1.08	19.74	14,392.50	14,341.66
FNA 2018-M5 A2 DTD 04/01/2018 3.560% 09/25/2021	3136B1XP4	199,491.13	AA+	Aaa	04/11/18	04/30/18	203,459.21	2.27	591.82	202,387.97	202,005.76
FHMS KP05 A DTD 12/01/2018 3.203% 07/01/2023	3137FKK39	160,728.97	AA+	Aaa	12/07/18	12/17/18	160,728.49	3.11	429.01	160,728.49	162,231.53

Security Type Sub-Total	375,763.88	379,887.12	2.58	1,042.28	378,660.77	379,728.15
--------------------------------	-------------------	-------------------	-------------	-----------------	-------------------	-------------------

Federal Agency Bond / Note											
FNMA NOTES DTD 02/28/2017 1.500% 02/28/2020	3135G0T29	450,000.00	AA+	Aaa	02/24/17	02/28/17	449,712.00	1.52	618.75	449,911.44	446,260.05
FNMA NOTES DTD 08/01/2017 1.500% 07/30/2020	3135G0T60	725,000.00	AA+	Aaa	08/31/17	09/01/17	725,188.50	1.49	1,842.71	725,088.31	716,629.15
FANNIE MAE NOTES DTD 11/01/2018 2.875% 10/30/2020	3135G0U84	725,000.00	AA+	Aaa	11/02/18	11/06/18	723,970.50	2.95	8,684.90	724,176.04	731,121.18



Managed Account Detail of Securities Held

For the Month Ending **March 31, 2019**

CITY OF LAKEWOOD - 51260100

Security Type/Description Dated Date/Coupon/Maturity	CUSIP	Par	S&P Rating	Moody's Rating	Trade Date	Settle Date	Original Cost	YTM at Cost	Accrued Interest	Amortized Cost	Market Value
Federal Agency Bond / Note											
FEDERAL HOME LOAN BANKS NOTES DTD 10/12/2018 3.000% 10/12/2021	3130AF5B9	725,000.00	AA+	Aaa	11/02/18	11/06/18	724,579.50	3.02	10,210.42	724,642.59	737,485.95
FANNIE MAE NOTES DTD 01/11/2019 2.625% 01/11/2022	3135G0U92	370,000.00	AA+	Aaa	01/09/19	01/11/19	369,733.60	2.65	2,158.33	369,752.69	373,348.87
FHLB BONDS DTD 02/15/2019 2.500% 02/13/2024	3130AFW94	540,000.00	AA+	Aaa	02/14/19	02/15/19	538,088.40	2.58	1,725.00	538,134.43	545,056.02
Security Type Sub-Total		3,535,000.00					3,531,272.50	2.40	25,240.11	3,531,705.50	3,549,901.22
Corporate Note											
GOLDMAN SACHS GRP INC CORP NT (CALLABLE) DTD 04/25/2016 2.000% 04/25/2019	38141GVT8	50,000.00	BBB+	A3	04/20/16	04/25/16	49,861.00	2.10	433.33	49,996.83	49,975.80
GOLDMAN SACHS GRP INC CORP NT (CALLABLE) DTD 04/25/2016 2.000% 04/25/2019	38141GVT8	325,000.00	BBB+	A3	04/21/16	04/26/16	324,792.00	2.02	2,816.67	324,995.26	324,842.70
IBM CREDIT CORP NOTE DTD 09/08/2017 1.625% 09/06/2019	44932HAA1	300,000.00	A	A1	09/05/17	09/08/17	299,772.00	1.66	338.54	299,950.15	298,784.10
WAL-MART STORES INC CORP NOTE DTD 10/20/2017 1.750% 10/09/2019	931142DY6	160,000.00	AA	Aa2	10/11/17	10/20/17	159,996.80	1.75	1,337.78	159,999.05	159,211.36
BB&T CORP (CALLABLE) NOTE DTD 12/08/2014 2.450% 01/15/2020	05531FAS2	350,000.00	A-	A2	01/31/17	02/03/17	353,489.15	2.10	1,810.28	350,879.08	349,295.45
JPMORGAN CHASE & CO (CALLABLE) DTD 01/23/2015 2.250% 01/23/2020	46625HKA7	350,000.00	A-	A2	05/10/17	05/15/17	350,934.50	2.15	1,487.50	350,268.49	348,723.20
MORGAN STANLEY CORP BONDS DTD 01/27/2015 2.650% 01/27/2020	61747YDW2	175,000.00	BBB+	A3	01/31/17	02/03/17	176,513.75	2.35	824.44	175,427.55	174,804.18
AMERICAN HONDA FINANCE CORP NOTE DTD 02/16/2017 2.000% 02/14/2020	02665WBM2	165,000.00	A	A2	02/13/17	02/16/17	164,765.70	2.05	430.83	164,930.50	164,106.69



Managed Account Detail of Securities Held

For the Month Ending **March 31, 2019**

CITY OF LAKEWOOD - 51260100

Security Type/Description Dated Date/Coupon/Maturity	CUSIP	Par	S&P Rating	Moody's Rating	Trade Date	Settle Date	Original Cost	YTM at Cost	Accrued Interest	Amortized Cost	Market Value
Corporate Note											
AMERICAN EXPRESS CREDIT (CALLABLE) NOTE DTD 03/03/2017 2.200% 03/03/2020	0258M0EE5	215,000.00	A-	A2	02/28/17	03/03/17	214,776.40	2.24	367.89	214,929.70	214,001.97
WALT DISNEY COMPANY CORP NOTES DTD 03/06/2017 1.950% 03/04/2020	25468PDP8	70,000.00	A	A2	03/01/17	03/06/17	69,981.80	1.96	102.38	69,994.25	69,529.67
HSBC USA INC NOTES DTD 03/05/2015 2.350% 03/05/2020	40428HPR7	125,000.00	A	A2	03/27/18	03/29/18	123,407.50	3.03	212.15	124,225.22	124,634.25
EXXON MOBIL (CALLABLE) CORP NOTE DTD 03/06/2015 1.912% 03/06/2020	30231GAG7	175,000.00	AA+	Aaa	08/14/17	08/15/17	175,887.25	1.71	232.36	175,308.60	173,946.50
JOHN DEERE CAPITAL CORP NOTES DTD 03/15/2017 2.200% 03/13/2020	24422ETO2	145,000.00	A	A2	03/10/17	03/15/17	144,886.90	2.23	159.50	144,963.28	144,417.39
TOYOTA MOTOR CREDIT CORP DTD 04/17/2017 1.950% 04/17/2020	89236TDU6	120,000.00	AA-	Aa3	04/12/17	04/17/17	120,036.00	1.94	1,066.00	120,012.77	119,204.76
TOYOTA MOTOR CREDIT CORP DTD 04/17/2017 1.950% 04/17/2020	89236TDU6	255,000.00	AA-	Aa3	04/11/17	04/17/17	254,882.70	1.97	2,265.25	254,958.39	253,310.12
INTEL CORP NOTES DTD 05/11/2017 1.850% 05/11/2020	458140AZ3	175,000.00	A+	A1	05/08/17	05/11/17	174,933.50	1.86	1,259.03	174,974.95	173,637.63
GENERAL DYNAMICS CORP DTD 05/11/2018 2.875% 05/11/2020	369550BA5	210,000.00	A+	A2	05/08/18	05/11/18	209,256.60	3.06	2,347.92	209,581.68	210,695.10
HOME DEPOT INC CORP NOTES DTD 06/05/2017 1.800% 06/05/2020	437076BO4	165,000.00	A	A2	05/24/17	06/05/17	164,904.30	1.82	957.00	164,961.82	163,783.62
WALT DISNEY COMPANY CORP NOTES DTD 06/06/2017 1.800% 06/05/2020	25468PDU7	350,000.00	A	A2	06/01/17	06/06/17	349,594.00	1.84	2,030.00	349,837.83	346,733.45
AMERICAN HONDA FINANCE CORP NOTES DTD 07/16/2018 3.000% 06/16/2020	02665WCH2	100,000.00	A	A2	07/11/18	07/16/18	99,865.00	3.07	875.00	99,913.04	100,451.00
JOHN DEERE CAPITAL CORP NOTES DTD 06/22/2017 1.950% 06/22/2020	24422ETS8	75,000.00	A	A2	06/19/17	06/22/17	74,954.25	1.97	402.19	74,981.00	74,416.13
AMERICAN HONDA FINANCE CORP NOTES DTD 07/20/2017 1.950% 07/20/2020	02665WBT7	85,000.00	A	A2	07/17/17	07/20/17	84,914.15	1.98	326.90	84,962.11	84,143.80



Managed Account Detail of Securities Held

For the Month Ending **March 31, 2019**

CITY OF LAKEWOOD - 51260100

Security Type/Description Dated Date/Coupon/Maturity	CUSIP	Par	S&P Rating	Moody's Rating	Trade Date	Settle Date	Original Cost	YTM at Cost	Accrued Interest	Amortized Cost	Market Value
Corporate Note											
BNY MELLON CORP NOTE (CALLABLE) DTD 08/17/2015 2.600% 08/17/2020	06406HDD8	175,000.00	A	A1	02/16/18	02/21/18	174,140.75	2.81	556.11	174,517.41	174,980.40
CATERPILLAR FINL SERVICE NOTE DTD 09/07/2017 1.850% 09/04/2020	14913Q2A6	260,000.00	A	A3	09/05/17	09/07/17	259,781.60	1.88	360.75	259,894.38	257,080.46
CITIGROUP INC CORP NOTES DTD 10/26/2015 2.650% 10/26/2020	172967KB6	200,000.00	BBB+	A3	09/22/17	09/26/17	202,224.00	2.27	2,281.94	201,152.24	199,500.00
AMERICAN EXPRESS CO CORP (CALLABLE) NOTE DTD 10/30/2017 2.200% 10/30/2020	025816BP3	175,000.00	BBB+	A3	10/23/17	10/30/17	174,772.50	2.25	1,614.86	174,878.27	173,648.65
JOHNSON & JOHNSON CORP NOTE DTD 11/10/2017 1.950% 11/10/2020	478160CH5	80,000.00	AAA	Aaa	11/08/17	11/10/17	79,914.40	1.99	611.00	79,953.49	79,393.36
PACCAR FINANCIAL CORP NOTES DTD 11/13/2017 2.050% 11/13/2020	69371RN85	100,000.00	A+	A1	11/06/17	11/13/17	99,991.00	2.05	785.83	99,995.08	99,127.40
VISA INC (CALLABLE) CORP NOTES DTD 12/14/2015 2.200% 12/14/2020	92826CAB8	100,000.00	AA-	A1	08/25/17	08/30/17	101,100.00	1.85	653.89	100,564.60	99,560.00
JOHN DEERE CAPITAL CORP NOTES DTD 01/08/2018 2.350% 01/08/2021	24422ETZ2	75,000.00	A	A2	01/03/18	01/08/18	74,961.00	2.37	406.35	74,976.67	74,674.20
AMERICAN HONDA FINANCE DTD 02/15/2018 2.650% 02/12/2021	02665WCD1	50,000.00	A	A2	02/12/18	02/15/18	49,930.00	2.70	180.35	49,955.70	49,960.25
PACCAR FINANCIAL CORP NOTES DTD 02/27/2018 2.800% 03/01/2021	69371RN93	120,000.00	A+	A1	02/22/18	02/27/18	119,941.20	2.82	280.00	119,961.85	120,390.24
JOHN DEERE CAPITAL CORP NOTES DTD 03/13/2018 2.875% 03/12/2021	24422EUD9	175,000.00	A	A2	03/08/18	03/13/18	174,881.00	2.90	265.54	174,921.47	175,840.35
NATIONAL RURAL UTIL COOP NOTE DTD 02/26/2018 2.900% 03/15/2021	63743HER9	155,000.00	A	A2	02/21/18	02/26/18	154,827.95	2.94	199.78	154,887.05	155,794.22
UNILEVER CAPITAL CORP NOTES DTD 03/22/2018 2.750% 03/22/2021	904764AZ0	375,000.00	A+	A1	03/19/18	03/22/18	373,083.75	2.93	257.81	373,719.87	376,323.75



Managed Account Detail of Securities Held

For the Month Ending **March 31, 2019**

CITY OF LAKEWOOD - 51260100

Security Type/Description Dated Date/Coupon/Maturity	CUSIP	Par	S&P Rating	Moody's Rating	Trade Date	Settle Date	Original Cost	YTM at Cost	Accrued Interest	Amortized Cost	Market Value
Corporate Note											
UNITED PARCEL SERVICE CORPORATE BOND DTD 11/14/2017 2.050% 04/01/2021	911312BP0	220,000.00	A+	A1	11/09/17	11/14/17	219,652.40	2.10	2,255.00	219,790.12	218,055.86
TOYOTA MOTOR CREDIT CORP NOTES DTD 04/13/2018 2.950% 04/13/2021	89236TEU5	110,000.00	AA-	Aa3	04/10/18	04/13/18	109,956.00	2.96	1,514.33	109,969.76	110,747.34
BANK OF NEW YORK MELLON CORP (CALLABLE) DTD 02/19/2016 2.500% 04/15/2021	06406FAA1	175,000.00	A	A1	02/14/18	02/16/18	172,723.25	2.93	2,017.36	173,511.37	174,574.75
MORGAN STANLEY CORP NOTES DTD 04/21/2016 2.500% 04/21/2021	61746BEA0	175,000.00	BBB+	A3	02/13/18	02/15/18	172,060.00	3.06	1,944.44	173,072.12	173,861.80
HERSHEY COMPANY CORP NOTES DTD 05/10/2018 3.100% 05/15/2021	427866BA5	135,000.00	A	A1	05/03/18	05/10/18	134,906.85	3.12	1,581.00	134,933.22	136,346.49
CHARLES SCHWAB CORP NOTES DTD 05/22/2018 3.250% 05/21/2021	808513AW5	175,000.00	A	A2	05/17/18	05/22/18	174,994.75	3.25	2,053.82	174,996.11	177,195.03
WAL-MART STORES INC CORP NOTES DTD 06/27/2018 3.125% 06/23/2021	931142EJ8	260,000.00	AA	Aa2	06/20/18	06/27/18	259,987.00	3.13	2,211.81	259,989.69	263,568.24
CATERPILLAR FINANCIAL SERVICES CORP CORP DTD 09/07/2018 3.150% 09/07/2021	14913Q2N8	100,000.00	A	A3	09/04/18	09/07/18	99,923.00	3.18	210.00	99,937.00	101,152.10
3M COMPANY DTD 09/14/2018 3.000% 09/14/2021	88579YBA8	90,000.00	AA-	A1	09/11/18	09/14/18	89,815.50	3.07	127.50	89,847.93	91,045.44
PFIZER INC CORP NOTE DTD 09/07/2018 3.000% 09/15/2021	717081EM1	235,000.00	AA	A1	09/04/18	09/07/18	234,682.75	3.05	313.33	234,741.08	238,774.10
BANK OF AMERICA CORP (CALLABLE) DTD 09/18/2017 2.328% 10/01/2021	06051GGS2	135,000.00	A-	A2	09/22/17	09/26/17	134,784.00	2.37	1,571.40	134,862.93	133,744.37
BANK OF AMERICA CORP (CALLABLE) DTD 09/18/2017 2.328% 10/01/2021	06051GGS2	215,000.00	A-	A2	09/13/17	09/18/17	215,000.00	2.33	2,502.60	215,000.00	213,000.29
CITIGROUP INC CORP (CALLABLE) NOTE DTD 12/08/2016 2.900% 12/08/2021	172967LC3	150,000.00	BBB+	A3	01/15/19	01/17/19	147,271.50	3.57	1,365.42	147,458.48	149,960.25



Managed Account Detail of Securities Held

For the Month Ending **March 31, 2019**

CITY OF LAKEWOOD - 51260100

Security Type/Description Dated Date/Coupon/Maturity	CUSIP	Par	S&P Rating	Moody's Rating	Trade Date	Settle Date	Original Cost	YTM at Cost	Accrued Interest	Amortized Cost	Market Value
Corporate Note											
HOME DEPOT INC DTD 12/06/2018 3.250% 03/01/2022	437076BV3	105,000.00	A	A2	11/27/18	12/06/18	104,712.30	3.34	284.38	104,736.23	107,383.50
EXXON MOBIL CORP (CALLABLE) NOTE DTD 03/06/2015 2.397% 03/06/2022	30231GAJ1	175,000.00	AA+	Aaa	11/26/18	11/28/18	169,687.00	3.38	291.30	170,219.58	174,995.98
Security Type Sub-Total		8,635,000.00					8,622,110.70	2.44	50,780.84	8,622,495.25	8,623,327.69
Certificate of Deposit											
SKANDINAVISKA ENSKILDA BANKEN NY CD DTD 08/04/2017 1.840% 08/02/2019	83050FXT3	725,000.00	A-1	P-1	08/03/17	08/04/17	724,717.25	1.85	2,149.22	724,952.23	723,093.98
NORDEA BANK AB NY CD DTD 02/22/2018 2.720% 02/20/2020	65590ASN7	725,000.00	A-1+	P-1	02/20/18	02/22/18	725,000.00	2.72	2,245.89	725,000.00	726,607.33
UBS AG STAMFORD CT LT CD DTD 03/06/2018 2.900% 03/02/2020	90275DHG8	625,000.00	A-1	P-1	03/02/18	03/06/18	625,000.00	2.93	1,409.72	625,000.00	627,013.13
BANK OF NOVA SCOTIA HOUSTON CD DTD 06/07/2018 3.080% 06/05/2020	06417GU22	550,000.00	A+	Aa2	06/05/18	06/07/18	549,791.00	3.10	5,458.44	549,874.70	553,850.00
BANK OF MONTREAL CHICAGO CERT DEPOS DTD 08/03/2018 3.190% 08/03/2020	06370REU9	550,000.00	A+	Aa2	08/01/18	08/03/18	550,000.00	3.23	11,745.40	550,000.00	552,612.50
WESTPAC BANKING CORP NY CD DTD 08/07/2017 2.050% 08/03/2020	96121T4A3	650,000.00	AA-	Aa3	08/03/17	08/07/17	650,000.00	2.05	1,998.75	650,000.00	646,354.15
SWEDBANK (NEW YORK) CERT DEPOS DTD 11/17/2017 2.270% 11/16/2020	87019U6D6	375,000.00	AA-	Aa2	11/16/17	11/17/17	375,000.00	2.30	3,215.83	375,000.00	372,066.75
ROYAL BANK OF CANADA NY CD DTD 06/08/2018 3.240% 06/07/2021	78012UEE1	550,000.00	AA-	Aa2	06/07/18	06/08/18	550,000.00	3.24	5,643.00	550,000.00	557,258.35
Security Type Sub-Total		4,750,000.00					4,749,508.25	2.66	33,866.25	4,749,826.93	4,758,856.19
Managed Account Sub-Total		36,430,763.88					36,232,341.16	2.39	203,302.41	36,254,944.99	36,332,760.69



Managed Account Detail of Securities Held

For the Month Ending **March 31, 2019**

CITY OF LAKEWOOD - 51260100						
Securities Sub-Total	\$36,430,763.88	\$36,232,341.16	2.39%	\$203,302.41	\$36,254,944.99	\$36,332,760.69
Accrued Interest						\$203,302.41
Total Investments						\$36,536,063.10



Managed Account Fair Market Value & Analytics

For the Month Ending **March 31, 2019**

CITY OF LAKEWOOD - 51260100

Security Type/Description Dated Date/Coupon/Maturity	CUSIP	Par	Broker	Next Call Date	Market Price	Market Value	Unreal G/L On Cost	Unreal G/L Amort Cost	Effective Duration	Duration to Worst at Mkt	YTM
U.S. Treasury Bond / Note											
US TREASURY NOTES DTD 04/30/2015 1.375% 04/30/2020	912828K58	575,000.00	MERRILL		98.90	568,688.23	(3,346.93)	(5,248.41)	1.06	1.06	2.41
US TREASURY NOTES DTD 04/30/2015 1.375% 04/30/2020	912828K58	1,050,000.00	MORGAN_S		98.90	1,038,474.15	(6,809.05)	(9,842.26)	1.06	1.06	2.41
US TREASURY NOTES DTD 06/30/2015 1.625% 06/30/2020	912828XH8	1,825,000.00	CITIGRP		99.05	1,807,605.93	(23,952.66)	(20,153.87)	1.22	1.22	2.40
US TREASURY NOTES DTD 07/31/2015 1.625% 07/31/2020	912828XM7	250,000.00	CITIGRP		99.00	247,490.25	(2,666.00)	(2,579.07)	1.31	1.31	2.39
US TREASURY NOTES DTD 10/31/2015 1.375% 10/31/2020	912828L99	100,000.00	JPM_CHAS		98.49	98,488.30	(527.33)	(993.57)	1.54	1.54	2.35
US TREASURY NOTES DTD 11/30/2015 1.625% 11/30/2020	912828M98	255,000.00	JPM_CHAS		98.84	252,031.55	(1,862.79)	(2,362.97)	1.62	1.62	2.34
US TREASURY NOTES DTD 12/31/2015 1.750% 12/31/2020	912828N48	1,200,000.00	GOLDMAN		99.02	1,188,187.20	(6,094.05)	(8,519.92)	1.71	1.71	2.33
US TREASURY NOTES DTD 01/31/2016 1.375% 01/31/2021	912828N89	750,000.00	MORGAN_S		98.31	737,343.75	2,343.75	(3,595.79)	1.80	1.80	2.32
US TREASURY NOTES DTD 06/02/2014 2.000% 05/31/2021	912828WN6	1,750,000.00	JPM_CHAS		99.41	1,739,678.50	20,782.02	12,475.82	2.09	2.09	2.28
US TREASURY NOTES DTD 08/15/2018 2.750% 08/15/2021	9128284W7	275,000.00	NOMURA		101.11	278,050.85	4,092.84	3,916.43	2.29	2.29	2.27
US TREASURY NOTES DTD 08/15/2018 2.750% 08/15/2021	9128284W7	325,000.00	GOLDMAN		101.11	328,605.55	4,875.08	4,659.42	2.29	2.29	2.27
US TREASURY NOTES DTD 08/15/2018 2.750% 08/15/2021	9128284W7	375,000.00	MERRILL		101.11	379,160.25	4,438.57	4,384.27	2.29	2.29	2.27
US TREASURY NOTES DTD 08/15/2018 2.750% 08/15/2021	9128284W7	600,000.00	NOMURA		101.11	606,656.40	9,211.09	8,769.06	2.29	2.29	2.27
US TREASURY NOTES DTD 08/15/2018 2.750% 08/15/2021	9128284W7	1,000,000.00	MERRILL		101.11	1,011,094.00	10,273.69	10,417.49	2.29	2.29	2.27
UNITED STATES TREASURY NOTES DTD 10/15/2018 2.875% 10/15/2021	9128285F3	725,000.00	MERRILL		101.52	735,988.10	8,920.72	9,125.11	2.41	2.41	2.26
US TREASURY NOTES DTD 01/31/2017 1.875% 01/31/2022	912828V72	2,100,000.00	CITIGRP		98.99	2,078,754.30	16,980.86	14,241.00	2.74	2.74	2.24
US TREASURY NOTES DTD 08/15/2012 1.625% 08/15/2022	912828TJ9	750,000.00	JPM_CHAS		98.02	735,175.50	4,921.59	4,629.63	3.26	3.26	2.24



Managed Account Fair Market Value & Analytics

For the Month Ending **March 31, 2019**

CITY OF LAKEWOOD - 51260100

Security Type/Description Dated Date/Coupon/Maturity	CUSIP	Par	Broker	Next Call Date	Market Price	Market Value	Unreal G/L On Cost	Unreal G/L Amort Cost	Effective Duration	Duration to Worst at Mkt	YTM
U.S. Treasury Bond / Note											
US TREASURY N/B NOTES DTD 11/02/2015 1.875% 10/31/2022	912828M49	750,000.00	BARCLAYS		98.76	740,712.75	5,126.81	4,924.07	3.42	3.42	2.24
US TREASURY NOTES DTD 03/31/2016 1.500% 03/31/2023	912828Q29	750,000.00	BARCLAYS		97.18	728,847.75	5,771.58	5,438.05	3.85	3.85	2.24
US TREASURY N/B NOTES DTD 05/31/2016 1.625% 05/31/2023	912828R69	750,000.00	BARCLAYS		97.55	731,660.25	5,976.66	5,687.96	3.98	3.98	2.24
UNITED STATES TREASURY NOTES DTD 02/28/2019 2.375% 02/29/2024	912828G00	550,000.00	BNP_PARI		100.65	553,587.65	8,249.76	8,189.55	4.61	4.61	2.23
Security Type Sub-Total		16,705,000.00				16,586,281.21	66,706.21	43,562.00	2.32	2.32	2.30
Supra-National Agency Bond / Note											
INTL BANK OF RECONSTRUCTION AND DEV NOTE DTD 09/19/2017 1.561% 09/12/2020	45905UP32	350,000.00	HSBC		98.72	345,507.40	(3,652.60)	(4,079.46)	1.42	1.42	2.47
INTER-AMERICAN DEVELOPMENT BANK DTD 11/08/2013 2.125% 11/09/2020	4581X0CD8	345,000.00	HSBC		99.51	343,322.96	(4,874.88)	(3,366.71)	1.56	1.56	2.43
INTERNATIONAL FINANCE CORPORATION NOTE DTD 03/16/2018 2.635% 03/09/2021	45950VLO7	375,000.00	HSBC		99.98	374,922.38	203.63	108.61	1.88	1.88	2.65
INTER-AMERICAN DEVELOPMENT BANK NOTE DTD 04/19/2018 2.625% 04/19/2021	4581X0DB1	415,000.00	CITIGRP		100.50	417,054.25	2,967.25	2,685.95	1.97	1.97	2.38
INTL BANK OF RECONSTRUCTION AND DEV NOTE DTD 07/25/2018 2.750% 07/23/2021	459058GH0	510,000.00	MORGAN_S		100.97	514,931.19	6,124.59	5,861.13	2.22	2.22	2.32
Security Type Sub-Total		1,995,000.00				1,995,738.18	767.99	1,209.52	1.85	1.85	2.44
Municipal Bond / Note											
CA ST TXBL GO BONDS DTD 04/25/2018 2.800% 04/01/2021	13063DGA0	435,000.00	JPM_CHAS		100.90	438,928.05	3,910.65	3,919.38	1.91	1.91	2.34
Security Type Sub-Total		435,000.00				438,928.05	3,910.65	3,919.38	1.91	1.91	2.34



Managed Account Fair Market Value & Analytics

For the Month Ending **March 31, 2019**

CITY OF LAKEWOOD - 51260100

Security Type/Description Dated Date/Coupon/Maturity	CUSIP	Par	Broker	Next Call Date	Market Price	Market Value	Unreal G/L On Cost	Unreal G/L Amort Cost	Effective Duration	Duration to Worst at Mkt	YTM
Federal Agency Collateralized Mortgage Obligation											
FNMA SERIES 2016-M9 ASQ2 DTD 06/01/2016 1.785% 06/01/2019	3136ASPX8	1,151.81	CSFB		99.77	1,149.20	(14.12)	(2.61)	0.12	0.17	2.43
FANNIE MAE SERIES 2015-M13 ASQ2 DTD 10/01/2015 1.646% 09/01/2019	3136AQDQ0	14,391.97	MORGANST		99.65	14,341.66	(194.44)	(50.84)	0.26	0.35	2.34
FNA 2018-M5 A2 DTD 04/01/2018 3.560% 09/25/2021	3136B1XP4	199,491.13	JPM_CHAS		101.26	202,005.76	(1,453.45)	(382.21)	1.87	1.26	2.38
FHMS KP05 A DTD 12/01/2018 3.203% 07/01/2023	3137FKK39	160,728.97	CSFB		100.93	162,231.53	1,503.04	1,503.04	1.92	2.15	2.67
Security Type Sub-Total		375,763.88				379,728.15	(158.97)	1,067.38	1.83	1.60	2.50
Federal Agency Bond / Note											
FNMA NOTES DTD 02/28/2017 1.500% 02/28/2020	3135G0T29	450,000.00	JPM_CHAS		99.17	446,260.05	(3,451.95)	(3,651.39)	0.90	0.90	2.43
FNMA NOTES DTD 08/01/2017 1.500% 07/30/2020	3135G0T60	725,000.00	NOMURA		98.85	716,629.15	(8,559.35)	(8,459.16)	1.31	1.31	2.38
FANNIE MAE NOTES DTD 11/01/2018 2.875% 10/30/2020	3135G0U84	725,000.00	TD		100.84	731,121.18	7,150.68	6,945.14	1.52	1.52	2.33
FEDERAL HOME LOAN BANKS NOTES DTD 10/12/2018 3.000% 10/12/2021	3130AF5B9	725,000.00	CITIGRP		101.72	737,485.95	12,906.45	12,843.36	2.40	2.40	2.30
FANNIE MAE NOTES DTD 01/11/2019 2.625% 01/11/2022	3135G0U92	370,000.00	NOMURA		100.91	373,348.87	3,615.27	3,596.18	2.65	2.65	2.29
FHLB BONDS DTD 02/15/2019 2.500% 02/13/2024	3130AFW94	540,000.00	BARCLAYS		100.94	545,056.02	6,967.62	6,921.59	4.55	4.55	2.30
Security Type Sub-Total		3,535,000.00				3,549,901.22	18,628.72	18,195.72	2.16	2.16	2.34
Corporate Note											
GOLDMAN SACHS GRP INC CORP NT (CALLABLE) DTD 04/25/2016 2.000% 04/25/2019	38141GVT8	50,000.00	GOLDMAN		99.95	49,975.80	114.80	(21.03)	0.06	0.07	2.60
GOLDMAN SACHS GRP INC CORP NT (CALLABLE) DTD 04/25/2016 2.000% 04/25/2019	38141GVT8	325,000.00	MIZUHO		99.95	324,842.70	50.70	(152.56)	0.06	0.07	2.60



Managed Account Fair Market Value & Analytics

For the Month Ending **March 31, 2019**

CITY OF LAKEWOOD - 51260100

Security Type/Description Dated Date/Coupon/Maturity	CUSIP	Par	Broker	Next Call Date	Market Price	Market Value	Unreal G/L On Cost	Unreal G/L Amort Cost	Effective Duration	Duration to Worst at Mkt	YTM
Corporate Note											
IBM CREDIT CORP NOTE DTD 09/08/2017 1.625% 09/06/2019	44932HAA1	300,000.00	JPM_CHAS		99.59	298,784.10	(987.90)	(1,166.05)	0.43	0.43	2.56
WAL-MART STORES INC CORP NOTE DTD 10/20/2017 1.750% 10/09/2019	931142DY6	160,000.00	MORGAN_S		99.51	159,211.36	(785.44)	(787.69)	0.51	0.51	2.71
BB&T CORP (CALLABLE) NOTE DTD 12/08/2014 2.450% 01/15/2020	05531FAS2	350,000.00	GOLDMAN	12/15/19	99.80	349,295.45	(4,193.70)	(1,583.63)	0.74	0.77	2.71
JPMORGAN CHASE & CO (CALLABLE) DTD 01/23/2015 2.250% 01/23/2020	46625HKA7	350,000.00	HSBC	12/23/19	99.64	348,723.20	(2,211.30)	(1,545.29)	0.77	0.79	2.71
MORGAN STANLEY CORP BONDS DTD 01/27/2015 2.650% 01/27/2020	61747YDW2	175,000.00	WELLS_FA		99.89	174,804.18	(1,709.57)	(623.37)	0.80	0.80	2.79
AMERICAN HONDA FINANCE CORP NOTE DTD 02/16/2017 2.000% 02/14/2020	02665WBM2	165,000.00	MIZUHO		99.46	164,106.69	(659.01)	(823.81)	0.85	0.85	2.63
AMERICAN EXPRESS CREDIT (CALLABLE) NOTE DTD 03/03/2017 2.200% 03/03/2020	0258M0EE5	215,000.00	MERRILL	02/01/20	99.54	214,001.97	(774.43)	(927.73)	0.88	0.90	2.71
WALT DISNEY COMPANY CORP NOTES DTD 03/06/2017 1.950% 03/04/2020	25468PDP8	70,000.00	CITIGRP		99.33	69,529.67	(452.13)	(464.58)	0.91	0.91	2.69
HSBC USA INC NOTES DTD 03/05/2015 2.350% 03/05/2020	40428HPR7	125,000.00	HSBC		99.71	124,634.25	1,226.75	409.03	0.91	0.91	2.67
EXXON MOBIL (CALLABLE) CORP NOTE DTD 03/06/2015 1.912% 03/06/2020	30231GAG7	175,000.00	GOLDMAN	02/06/20	99.40	173,946.50	(1,940.75)	(1,362.10)	0.90	0.91	2.57
JOHN DEERE CAPITAL CORP NOTES DTD 03/15/2017 2.200% 03/13/2020	24422ETQ2	145,000.00	MITSU		99.60	144,417.39	(469.51)	(545.89)	0.93	0.93	2.63
TOYOTA MOTOR CREDIT CORP DTD 04/17/2017 1.950% 04/17/2020	89236TDU6	120,000.00	HSBC		99.34	119,204.76	(831.24)	(808.01)	1.02	1.02	2.60
TOYOTA MOTOR CREDIT CORP DTD 04/17/2017 1.950% 04/17/2020	89236TDU6	255,000.00	MERRILL		99.34	253,310.12	(1,572.58)	(1,648.27)	1.02	1.02	2.60
INTEL CORP NOTES DTD 05/11/2017 1.850% 05/11/2020	458140AZ3	175,000.00	MORGAN_S		99.22	173,637.63	(1,295.87)	(1,337.32)	1.08	1.08	2.56
GENERAL DYNAMICS CORP DTD 05/11/2018 2.875% 05/11/2020	369550BA5	210,000.00	MERRILL		100.33	210,695.10	1,438.50	1,113.42	1.08	1.08	2.57
HOME DEPOT INC CORP NOTES DTD 06/05/2017 1.800% 06/05/2020	437076BQ4	165,000.00	JPM_CHAS		99.26	163,783.62	(1,120.68)	(1,178.20)	1.15	1.15	2.44



Managed Account Fair Market Value & Analytics

For the Month Ending **March 31, 2019**

CITY OF LAKEWOOD - 51260100

Security Type/Description Dated Date/Coupon/Maturity	CUSIP	Par	Broker	Next Call Date	Market Price	Market Value	Unreal G/L On Cost	Unreal G/L Amort Cost	Effective Duration	Duration to Worst at Mkt	YTM
Corporate Note											
WALT DISNEY COMPANY CORP NOTES DTD 06/06/2017 1.800% 06/05/2020	25468PDU7	350,000.00	DEUTSCHE		99.07	346,733.45	(2,860.55)	(3,104.38)	1.15	1.15	2.61
AMERICAN HONDA FINANCE CORP NOTES DTD 07/16/2018 3.000% 06/16/2020	02665WCH2	100,000.00	SOCGEN		100.45	100,451.00	586.00	537.96	1.17	1.17	2.62
JOHN DEERE CAPITAL CORP NOTES DTD 06/22/2017 1.950% 06/22/2020	24422ETS8	75,000.00	DEUTSCHE		99.22	74,416.13	(538.12)	(564.87)	1.20	1.20	2.60
AMERICAN HONDA FINANCE CORP NOTES DTD 07/20/2017 1.950% 07/20/2020	02665WBT7	85,000.00	BARCLAYS		98.99	84,143.80	(770.35)	(818.31)	1.27	1.27	2.74
BNY MELLON CORP NOTE (CALLABLE) DTD 08/17/2015 2.600% 08/17/2020	06406HDD8	175,000.00	HSBC	07/17/20	99.99	174,980.40	839.65	462.99	1.30	1.34	2.61
CATERPILLAR FINL SERVICE NOTE DTD 09/07/2017 1.850% 09/04/2020	14913O2A6	260,000.00	BARCLAYS		98.88	257,080.46	(2,701.14)	(2,813.92)	1.39	1.39	2.66
CITIGROUP INC CORP NOTES DTD 10/26/2015 2.650% 10/26/2020	172967KB6	200,000.00	GOLDMAN		99.75	199,500.00	(2,724.00)	(1,652.24)	1.51	1.51	2.81
AMERICAN EXPRESS CO CORP (CALLABLE) NOTE DTD 10/30/2017 2.200% 10/30/2020	025816BP3	175,000.00	RBC	09/29/20	99.23	173,648.65	(1,123.85)	(1,229.62)	1.50	1.53	2.70
JOHNSON & JOHNSON CORP NOTE DTD 11/10/2017 1.950% 11/10/2020	478160CH5	80,000.00	JPM_CHAS		99.24	79,393.36	(521.04)	(560.13)	1.56	1.56	2.43
PACCAR FINANCIAL CORP NOTES DTD 11/13/2017 2.050% 11/13/2020	69371RN85	100,000.00	CITIGRP		99.13	99,127.40	(863.60)	(867.68)	1.57	1.57	2.60
VISA INC (CALLABLE) CORP NOTES DTD 12/14/2015 2.200% 12/14/2020	92826CAB8	100,000.00	FIFTH_3R	11/14/20	99.56	99,560.00	(1,540.00)	(1,004.60)	1.62	1.65	2.46
JOHN DEERE CAPITAL CORP NOTES DTD 01/08/2018 2.350% 01/08/2021	24422ETZ2	75,000.00	HSBC		99.57	74,674.20	(286.80)	(302.47)	1.71	1.71	2.60
AMERICAN HONDA FINANCE DTD 02/15/2018 2.650% 02/12/2021	02665WCD1	50,000.00	MIZUHO		99.92	49,960.25	30.25	4.55	1.80	1.80	2.69
PACCAR FINANCIAL CORP NOTES DTD 02/27/2018 2.800% 03/01/2021	69371RN93	120,000.00	JPM_CHAS		100.33	120,390.24	449.04	428.39	1.85	1.85	2.62
JOHN DEERE CAPITAL CORP NOTES DTD 03/13/2018 2.875% 03/12/2021	24422EUD9	175,000.00	BARCLAYS		100.48	175,840.35	959.35	918.88	1.88	1.88	2.62
NATIONAL RURAL UTIL COOP NOTE DTD 02/26/2018 2.900% 03/15/2021	63743HER9	155,000.00	RBC		100.51	155,794.22	966.27	907.17	1.89	1.89	2.63



Managed Account Fair Market Value & Analytics

For the Month Ending **March 31, 2019**

CITY OF LAKEWOOD - 51260100

Security Type/Description Dated Date/Coupon/Maturity	CUSIP	Par	Broker	Next Call Date	Market Price	Market Value	Unreal G/L On Cost	Unreal G/L Amort Cost	Effective Duration	Duration to Worst at Mkt	YTM
Corporate Note											
UNILEVER CAPITAL CORP NOTES DTD 03/22/2018 2.750% 03/22/2021	904764AZ0	375,000.00	CITIGRP		100.35	376,323.75	3,240.00	2,603.88	1.91	1.91	2.57
UNITED PARCEL SERVICE CORPORATE BOND DTD 11/14/2017 2.050% 04/01/2021	911312BP0	220,000.00	JPM_CHAS		99.12	218,055.86	(1,596.54)	(1,734.26)	1.93	1.93	2.51
TOYOTA MOTOR CREDIT CORP NOTES DTD 04/13/2018 2.950% 04/13/2021	89236TEU5	110,000.00	JPM_CHAS		100.68	110,747.34	791.34	777.58	1.94	1.94	2.60
BANK OF NEW YORK MELLON CORP (CALLABLE) DTD 02/19/2016 2.500% 04/15/2021	06406FAA1	175,000.00	BNP_PARI	03/15/21	99.76	174,574.75	1,851.50	1,063.38	1.92	1.95	2.62
MORGAN STANLEY CORP NOTES DTD 04/21/2016 2.500% 04/21/2021	61746BEA0	175,000.00	GOLDMAN		99.35	173,861.80	1,801.80	789.68	1.97	1.97	2.83
HERSHEY COMPANY CORP NOTES DTD 05/10/2018 3.100% 05/15/2021	427866BA5	135,000.00	MERRILL		101.00	136,346.49	1,439.64	1,413.27	2.02	2.02	2.61
CHARLES SCHWAB CORP NOTES DTD 05/22/2018 3.250% 05/21/2021	808513AW5	175,000.00	CSFB		101.25	177,195.03	2,200.28	2,198.92	2.03	2.03	2.64
WAL-MART STORES INC CORP NOTES DTD 06/27/2018 3.125% 06/23/2021	931142EJ8	260,000.00	CITIGRP		101.37	263,568.24	3,581.24	3,578.55	2.13	2.13	2.49
CATERPILLAR FINANCIAL SERVICES CORP CORP DTD 09/07/2018 3.150% 09/07/2021	1491302N8	100,000.00	BARCLAYS		101.15	101,152.10	1,229.10	1,215.10	2.33	2.33	2.66
3M COMPANY DTD 09/14/2018 3.000% 09/14/2021	88579YBA8	90,000.00	CITIGRP		101.16	91,045.44	1,229.94	1,197.51	2.35	2.35	2.51
PFIZER INC CORP NOTE DTD 09/07/2018 3.000% 09/15/2021	717081EM1	235,000.00	CSFB		101.61	238,774.10	4,091.35	4,033.02	2.36	2.36	2.32
BANK OF AMERICA CORP (CALLABLE) DTD 09/18/2017 2.328% 10/01/2021	06051GGS2	135,000.00	UBS	10/01/20	99.07	133,744.37	(1,039.63)	(1,118.56)	1.49	2.38	2.72
BANK OF AMERICA CORP (CALLABLE) DTD 09/18/2017 2.328% 10/01/2021	06051GGS2	215,000.00	MERRILL	10/01/20	99.07	213,000.29	(1,999.71)	(1,999.71)	1.49	2.38	2.72
CITIGROUP INC CORP (CALLABLE) NOTE DTD 12/08/2016 2.900% 12/08/2021	172967LC3	150,000.00	RBC	11/08/21	99.97	149,960.25	2,688.75	2,501.77	2.51	2.54	2.91
HOME DEPOT INC DTD 12/06/2018 3.250% 03/01/2022	437076BV3	105,000.00	JPM_CHAS		102.27	107,383.50	2,671.20	2,647.27	2.77	2.77	2.44



Managed Account Fair Market Value & Analytics

For the Month Ending **March 31, 2019**

CITY OF LAKEWOOD - 51260100

Security Type/Description Dated Date/Coupon/Maturity	CUSIP	Par	Broker	Next Call Date	Market Price	Market Value	Unreal G/L On Cost	Unreal G/L Amort Cost	Effective Duration	Duration to Worst	YTM at Mkt
Corporate Note											
EXXON MOBIL CORP (CALLABLE) NOTE DTD 03/06/2015 2.397% 03/06/2022	30231GAJ1	175,000.00	CITIGRP	01/06/22	100.00	174,995.98	5,308.98	4,776.40	2.73	2.81	2.40
Security Type Sub-Total		8,635,000.00				8,623,327.69	1,216.99	832.44	1.39	1.43	2.62
Certificate of Deposit											
SKANDINAVISKA ENSKILDA BANKEN NY CD DTD 08/04/2017 1.840% 08/02/2019	83050FXT3	725,000.00	BARCLAYS		99.74	723,093.98	(1,623.27)	(1,858.25)	0.34	0.34	2.59
NORDEA BANK AB NY CD DTD 02/22/2018 2.720% 02/20/2020	65590ASN7	725,000.00	GOLDMAN		100.22	726,607.33	1,607.33	1,607.33	0.87	0.87	2.46
UBS AG STAMFORD CT LT CD DTD 03/06/2018 2.900% 03/02/2020	90275DHG8	625,000.00	UBS		100.32	627,013.13	2,013.13	2,013.13	0.91	0.91	2.56
BANK OF NOVA SCOTIA HOUSTON CD DTD 06/07/2018 3.080% 06/05/2020	06417GU22	550,000.00	GOLDMAN		100.70	553,850.00	4,059.00	3,975.30	1.14	1.14	2.47
BANK OF MONTREAL CHICAGO CERT DEPOS DTD 08/03/2018 3.190% 08/03/2020	06370REU9	550,000.00	BMO		100.48	552,612.50	2,612.50	2,612.50	1.30	1.30	2.85
WESTPAC BANKING CORP NY CD DTD 08/07/2017 2.050% 08/03/2020	96121T4A3	650,000.00	JPM_CHAS		99.44	646,354.15	(3,645.85)	(3,645.85)	1.33	1.33	2.38
SWEDBANK (NEW YORK) CERT DEPOS DTD 11/17/2017 2.270% 11/16/2020	87019U6D6	375,000.00	MERRILL		99.22	372,066.75	(2,933.25)	(2,933.25)	1.57	1.57	2.80
ROYAL BANK OF CANADA NY CD DTD 06/08/2018 3.240% 06/07/2021	78012UEE1	550,000.00	RBC		101.32	557,258.35	7,258.35	7,258.35	2.08	2.08	2.61
Security Type Sub-Total		4,750,000.00				4,758,856.19	9,347.94	9,029.26	1.13	1.13	2.57
Managed Account Sub-Total		36,430,763.88				36,332,760.69	100,419.53	77,815.70	1.89	1.90	2.42
Securities Sub-Total		\$36,430,763.88				\$36,332,760.69	\$100,419.53	\$77,815.70	1.89	1.90	2.42%
Accrued Interest						\$203,302.41					
Total Investments						\$36,536,063.10					



Managed Account Security Transactions & Interest

For the Month Ending **March 31, 2019**

CITY OF LAKEWOOD - 51260100

Transaction Type	Trade	Settle	Security Description	CUSIP	Par	Principal Proceeds	Accrued Interest	Total	Realized G/L Cost	Realized G/L Amort Cost	Sale Method
BUY											
	03/05/19	03/07/19	UNITED STATES TREASURY NOTES DTD 02/28/2019 2.375% 02/29/2024	9128286G0	550,000.00	(545,337.89)	(248.47)	(545,586.36)			
	03/12/19	03/13/19	US TREASURY NOTES DTD 08/15/2012 1.625% 08/15/2022	912828TJ9	750,000.00	(730,253.91)	(875.35)	(731,129.26)			
	03/12/19	03/13/19	US TREASURY N/B NOTES DTD 05/31/2016 1.625% 05/31/2023	912828R69	750,000.00	(725,683.59)	(3,448.66)	(729,132.25)			
	03/12/19	03/13/19	US TREASURY NOTES DTD 03/31/2016 1.500% 03/31/2023	912828Q29	750,000.00	(723,076.17)	(5,068.68)	(728,144.85)			
	03/12/19	03/13/19	US TREASURY N/B NOTES DTD 11/02/2015 1.875% 10/31/2022	912828M49	750,000.00	(735,585.94)	(5,166.61)	(740,752.55)			

Transaction Type Sub-Total					3,550,000.00	(3,459,937.50)	(14,807.77)	(3,474,745.27)			
-----------------------------------	--	--	--	--	---------------------	-----------------------	--------------------	-----------------------	--	--	--

INTEREST											
	03/01/19	03/01/19	HOME DEPOT INC DTD 12/06/2018 3.250% 03/01/2022	437076BV3	105,000.00	0.00	805.73	805.73			
	03/01/19	03/01/19	PACCAR FINANCIAL CORP NOTES DTD 02/27/2018 2.800% 03/01/2021	69371RN93	120,000.00	0.00	1,680.00	1,680.00			
	03/01/19	03/01/19	MONEY MARKET FUND	MONEY0002	0.00	0.00	237.73	237.73			
	03/01/19	03/25/19	FNMA SERIES 2016-M9 ASQ2 DTD 06/01/2016 1.785% 06/01/2019	3136ASPX8	1,153.83	0.00	1.72	1.72			
	03/01/19	03/25/19	FANNIE MAE SERIES 2015-M13 ASQ2 DTD 10/01/2015 1.646% 09/01/2019	3136AOD00	17,259.02	0.00	23.67	23.67			
	03/01/19	03/25/19	FHMS KP05 A DTD 12/01/2018 3.203% 07/01/2023	3137FKK39	179,420.48	0.00	478.90	478.90			
	03/01/19	03/25/19	FNA 2018-M5 A2 DTD 04/01/2018 3.560% 09/25/2021	3136B1XP4	203,548.02	0.00	615.96	615.96			
	03/03/19	03/03/19	AMERICAN EXPRESS CREDIT (CALLABLE) NOTE DTD 03/03/2017 2.200% 03/03/2020	0258M0EE5	215,000.00	0.00	2,365.00	2,365.00			
	03/04/19	03/04/19	UBS AG STAMFORD CT LT CD DTD 03/06/2018 2.900% 03/02/2020	90275DHG8	625,000.00	0.00	9,112.85	9,112.85			
	03/04/19	03/04/19	CATERPILLAR FINL SERVICE NOTE DTD 09/07/2017 1.850% 09/04/2020	14913Q2A6	260,000.00	0.00	2,405.00	2,405.00			



Managed Account Security Transactions & Interest

For the Month Ending **March 31, 2019**

CITY OF LAKEWOOD - 51260100

Transaction Type		Security Description	CUSIP	Par	Principal Proceeds	Accrued Interest	Total	Realized G/L Cost	Realized G/L Amort Cost	Sale Method
Trade	Settle									
INTEREST										
03/04/19	03/04/19	WALT DISNEY COMPANY CORP NOTES DTD 03/06/2017 1.950% 03/04/2020	25468PDP8	70,000.00	0.00	682.50	682.50			
03/05/19	03/05/19	HSBC USA INC NOTES DTD 03/05/2015 2.350% 03/05/2020	40428HPR7	125,000.00	0.00	1,468.75	1,468.75			
03/06/19	03/06/19	EXXON MOBIL (CALLABLE) CORP NOTE DTD 03/06/2015 1.912% 03/06/2020	30231GAG7	175,000.00	0.00	1,673.00	1,673.00			
03/06/19	03/06/19	IBM CREDIT CORP NOTE DTD 09/08/2017 1.625% 09/06/2019	44932HAA1	300,000.00	0.00	2,437.50	2,437.50			
03/06/19	03/06/19	EXXON MOBIL CORP (CALLABLE) NOTE DTD 03/06/2015 2.397% 03/06/2022	30231GAJ1	175,000.00	0.00	2,097.38	2,097.38			
03/07/19	03/07/19	CATERPILLAR FINANCIAL SERVICES CORP CORP DTD 09/07/2018 3.150% 09/07/2021	14913Q2N8	100,000.00	0.00	1,575.00	1,575.00			
03/09/19	03/09/19	INTERNATIONAL FINANCE CORPORATION NOTE DTD 03/16/2018 2.635% 03/09/2021	45950VLO7	375,000.00	0.00	4,942.50	4,942.50			
03/12/19	03/12/19	INTL BANK OF RECONSTRUCTION AND DEV NOTE DTD 09/19/2017 1.561% 09/12/2020	45905UP32	350,000.00	0.00	2,733.50	2,733.50			
03/12/19	03/12/19	JOHN DEERE CAPITAL CORP NOTES DTD 03/13/2018 2.875% 03/12/2021	24422EUD9	175,000.00	0.00	2,515.63	2,515.63			
03/13/19	03/13/19	JOHN DEERE CAPITAL CORP NOTES DTD 03/15/2017 2.200% 03/13/2020	24422ETQ2	145,000.00	0.00	1,595.00	1,595.00			
03/14/19	03/14/19	3M COMPANY DTD 09/14/2018 3.000% 09/14/2021	88579YBA8	90,000.00	0.00	1,350.00	1,350.00			
03/15/19	03/15/19	NATIONAL RURAL UTIL COOP NOTE DTD 02/26/2018 2.900% 03/15/2021	63743HER9	155,000.00	0.00	2,247.50	2,247.50			
03/15/19	03/15/19	PFIZER INC CORP NOTE DTD 09/07/2018 3.000% 09/15/2021	717081EM1	235,000.00	0.00	3,681.67	3,681.67			
03/22/19	03/22/19	UNILEVER CAPITAL CORP NOTES DTD 03/22/2018 2.750% 03/22/2021	904764AZ0	375,000.00	0.00	5,156.25	5,156.25			
03/31/19	03/31/19	US TREASURY NOTES DTD 03/31/2016 1.500% 03/31/2023	912828Q29	750,000.00	0.00	5,625.00	5,625.00			
Transaction Type Sub-Total				5,321,381.35	0.00	57,507.74	57,507.74			



Managed Account Security Transactions & Interest

For the Month Ending **March 31, 2019**

CITY OF LAKEWOOD - 51260100

Transaction Type		Security Description	CUSIP	Par	Principal Proceeds	Accrued Interest	Total	Realized G/L	Realized G/L	Sale Method
Trade	Settle							Cost	Amort Cost	
PAYDOWNS										
03/01/19	03/25/19	FNMA SERIES 2016-M9 ASQ2 DTD 06/01/2016 1.785% 06/01/2019	3136ASPX8	2.02	2.02	0.00	2.02	(0.02)	0.00	
03/01/19	03/25/19	FHMS KP05 A DTD 12/01/2018 3.203% 07/01/2023	3137FKK39	18,691.51	18,691.51	0.00	18,691.51	0.06	0.00	
03/01/19	03/25/19	FANNIE MAE SERIES 2015-M13 ASQ2 DTD 10/01/2015 1.646% 09/01/2019	3136AODO0	2,867.05	2,867.05	0.00	2,867.05	(28.71)	0.00	
03/01/19	03/25/19	FNA 2018-M5 A2 DTD 04/01/2018 3.560% 09/25/2021	3136B1XP4	4,056.89	4,056.89	0.00	4,056.89	(80.70)	0.00	
Transaction Type Sub-Total				25,617.47	25,617.47	0.00	25,617.47	(109.37)	0.00	
SELL										
03/05/19	03/07/19	CANADIAN IMP BK COMM NY FLT CERT DEPOS DTD 04/10/2018 3.183% 04/10/2020	13606BVF0	550,000.00	552,061.40	2,722.81	554,784.21	2,061.40	2,061.40	FIFO
03/12/19	03/13/19	US TREASURY NOTES DTD 02/02/2015 1.250% 01/31/2020	912828H52	1,400,000.00	1,384,414.06	1,982.04	1,386,396.10	(4,429.69)	(12,313.33)	FIFO
03/12/19	03/13/19	US TREASURY NOTES DTD 12/01/2014 1.500% 11/30/2019	912828G61	1,020,000.00	1,012,469.53	4,329.40	1,016,798.93	(9,124.22)	(7,919.37)	FIFO
03/12/19	03/13/19	US TREASURY NOTES DTD 03/02/2015 1.375% 02/29/2020	912828J50	575,000.00	568,688.48	279.30	568,967.78	(6,289.06)	(6,302.78)	FIFO
Transaction Type Sub-Total				3,545,000.00	3,517,633.47	9,313.55	3,526,947.02	(17,781.57)	(24,474.08)	
Managed Account Sub-Total					83,313.44	52,013.52	135,326.96	(17,890.94)	(24,474.08)	
Total Security Transactions					\$83,313.44	\$52,013.52	\$135,326.96	(\$17,890.94)	(\$24,474.08)	

D I V I D E R S H E E T

COUNCIL AGENDA

April 23, 2019

TO: The Honorable Mayor and City Council

SUBJECT: Notice of Completion – Public Works Contract 18-05
Improvements to the Existing Rynerson Park

INTRODUCTION

Fleming Environmental, the Contractor on Public Works Contract 18-05, has completed work which consisted of park restroom building and miscellaneous demolition, septic tank abandonment, pad preparation for new factory-built restroom building, site improvements including concrete walkways, concrete ramps, parking striping and related improvements at the existing Rynerson Park, Lakewood California.

STATEMENT OF FACT

On October 23, 2018 Council awarded Public Works Contract 2018-05 to Fleming Environmental in the amount of \$664,168. Five (5) change orders (COs) were negotiated throughout the construction period resulting in a final contract amount of \$766,878.60. The extra cost change orders are the result of changes to the design including removing and replacing 2,840 square feet of damaged park hardscape, installation of a concrete slab for a group picnic area, and grading and drainage improvements to prevent water ponding on walkways. A credit in the amount of \$1,149.11 was provided to the City for the deletion of the rubber surfacing for the pedestrian bridge deck. It was determined that the wood on the bridge deck was in a condition that warranted being replaced by City Staff. The net additional amount to the contract was \$102,710.60.

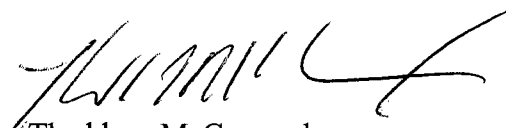
The contract was substantially completed in March 2018. Since that time Fleming Environmental has addressed all items on a limited punch list.

RECOMMENDATION

It is the recommendation of Staff that the City Council:

- (1) Accept the work performed by Fleming Environmental in a final contract amount of \$766,878.60, and authorize the City Clerk to file the Notice of Completion for Public Works Contract 2018-05.
- (2) Ratify Change Order Nos. 1-5 in the net additional amount of \$102,710.60 to Public Works Contract 2018-05.

Lisa Ann Rapp 
Director of Public Works


Thaddeus McCormack
City Manager

D I V I D E R S H E E T

Reports

COUNCIL AGENDA

April 23, 2019

TO: The Honorable Mayor and City Council

SUBJECT: Pan Am Fiesta Preview

INTRODUCTION

The city will host the annual Pan Am Fiesta at Mayfair Park beginning Thursday, May 9, and concluding on Sunday, May 12, 2019.

STATEMENT OF FACTS

Lakewood's oldest community special event dates back to 1945 when Dr. Walter Montano, former Bolivian consul, and Jesse Solter, a local schoolteacher, shook hands over a backyard fence and pledged to begin a program that fostered good relations with Lakewood's Latin American neighbors. This year's Pan Am Fiesta will continue with special event elements, including amusement rides, food booths, entertainment, the Children's Cultural Booth, a shoppers circle, and a display of Pan Am history.

2019 EVENT CHANGE

With the storm water capture project taking place, the event will see significant changes this year. The event will commence on its normal weekend with modifications to the site plan. The entertainment and food court will now be located in the east parking lot, the amusement rides will occupy Lisa Fernandez Field, the craft show will be located parallel to Fidler Avenue, inside the basketball courts, and the Children's Cultural Booth will be in the courtyard on the south side of the pool.

AMUSEMENT RIDES

Amusement rides and carnival attractions will once again open on Thursday, May 9, with a "Family Fun Night" of carnival games and rides from 5 to 9 p.m. This popular addition returns to the Pan Am Fiesta calendar and features \$1 amusement rides and concession items for sale. The family-friendly celebration continues Friday, May 10, from 5 to 10 p.m., Saturday, May 11, from 11 a.m. to 10 p.m., and Sunday, May 12, from 11 a.m. to 9 p.m.

Advanced purchase of a promotional wristband and ride tickets will go on sale beginning Monday, April 29, at Lakewood City Hall and on Monday, May 6, at Mayfair Park. For \$30, the wristband will provide unlimited ride access on Sunday, May 12, from 11 a.m. to 8 p.m. Pre-sale ride tickets are 10 for \$30 and each ticket is good for one ride on Friday, Saturday or Sunday.

Ride tickets will be sold at the event throughout the weekend. The price for tickets at the venue are \$1.25 each, \$20 for 20 tickets or \$40 for 50 tickets. The number of tickets required will vary for each ride. Unlimited ride wristbands will also be on sale at the venue. Guests can purchase a wristband for \$35 to gain access to all rides on Sunday, May 12, from 11 a.m. to 8 p.m.

FOOD BOOTHS/ FOOD TRUCKS

Food booths and food trucks are sponsored by Lakewood community groups and offer an array of food options including kettle corn, meatball sandwiches, and pizza. To augment the menu, four savory food trucks will be on-site offering Mexican from Super Mex, hamburgers, grilled cheese, and soft serve ice cream. The food court will be open Friday, May 10, from 5 to 9:30 p.m. and Saturday, May 11, from 11 a.m. to 9:30 p.m.

Concessions operated by Lakewood community groups provide participants with an affordable and diverse menu from which to choose and supports programs, activities and scholarships for Lakewood's youth.

ENTERTAINMENT

Large audiences have always enjoyed Pan Am Fiesta entertainment as there are lots of opportunities for Lakewood residents to listen or dance to many kinds of music. On Friday, May 10, evening entertainment begins at 5 p.m. and will feature Kick It Up Dance Studio providing a youth dance performance. Later in the evening, Stone Soul, a very popular Motown tribute band, will take the stage.

Saturday, May 11, will offer free live music and dance lessons that will keep the audience entertained. The Mayfair High School youth band and choral group will open on Saturday at 11 a.m. and immediately following, Boy Scouts of America, Troop 65, will participate in the Pan Am Fiesta Welcome and Flag Ceremony. A parade of flags from 35 countries in the Organization of American States is part of the Pan Am Fiesta's traditional opening. The ceremony represents friendship and cooperation, two terms that are symbolic of the Lakewood community. Saturday's concert lineup also includes a performance by Polynesian and Jazz dancers. The concert schedule continues with Suave the Band, a Latin Jazz band at 4:30 p.m. and Knyght Ryder will close out the night from 7 to 9 p.m. This high-energy band has been a crowd favorite at many Summer Concerts in the Park.

Residents are encouraged to enjoy the weekend entertainment and a picnic in the park.

CHILDREN'S CULTURAL BOOTH

Children, ages 12 and under, are invited to participate in free craft and cooking activities in the Children's Cultural Booth. The activities in the Children's Cultural Booth feature activities unique to many Pan American countries and provide a hands-on experience for all the young people who participate. The Children's Cultural Booth is located in the courtyard on the south side of the Mayfair Pool and operates from 11 a.m. to 5 p.m. on Saturday, May 11.

CRAFT AND COMMUNITY DISPLAY BOOTHS

On Saturday May 11, from 11 a.m. to 6 p.m., over 50 arts and crafts vendors will bring their wares to the Pan Am Fiesta. Jewelry, clothing, floral décor and wall art are among the many items for sale by vendors. Participants can also learn more about the history and the traditions of the Pan Am Fiesta by visiting the Pan American Festival History Display located in the activity room at Mayfair Park. The display is coordinated by the Lakewood Pan American Association and features iconic photos, newspaper references and historical letters which collectively communicate Lakewood's long history in celebrating Pan American friendship.

SHUTTLE

With the changes to the event due to construction, staff anticipate additional difficulties in securing parking at the facility. To reduce the stress of finding a parking space around the vicinity of Mayfair Park, a free shuttle will run from City Hall to Mayfair Park every 15 minutes on Friday, May 10, beginning at 4 p.m. and ending at 9:30 p.m. and on Saturday, May 11, beginning at 10 a.m. and ending at 9:30 p.m. Fiesta participants can park in the east parking lot of City Hall and get shuttle service to the Pan Am Fiesta event site.

SECURITY


The Los Angeles County Sheriff's Department will provide uniformed security on foot within the amusement ride area and the community booth area. Their highly visible presence maintains order throughout the four-day event. In addition, deputies provide assistance in locating lost children and directing Pan Am Fiesta participants to first aid and information areas.

CONCLUSION

The Pan Am Fiesta continues to be a wonderful opportunity for Lakewood residents to gather with family and friends, enjoy live entertainment, savor great food, take in the thrill of amusement rides, and shop for handmade and unique gifts. Each year, attendance reaches 15,000 participants over the extended weekend.

RECOMMENDATION

Staff recommends the City Council receive and file this report.


Valarie Frost, Director
Recreation and Community Services


Thaddeus McCormack
City Manager

D I V I D E R S H E E T

Housing Successor

**CITY OF LAKEWOOD SUCCESSOR AGENCY - HOUSING
FUND SUMMARY 4/18/2019**

In accordance with section 2521 of the Lakewood Municipal Code there is presented herewith a summary of obligations to be paid by voucher 360 through 362. Each of the following demands has been audited by the Director of Administrative Services and approved by the City Manager.

3901	HOUSING SUCCESSOR AGENCY	54,000.00
		<hr/>
		54,000.00

Council Approval

Date

City Manager

Attest

City Clerk

Director of Administrative Services

**CITY OF LAKEWOOD SUCCESSOR AGENCY - HOUSING
SUMMARY CHECK REGISTER**

CHECK #	CHECK DATE	VEND #	VENDOR NAME	GROSS.	DISC.	CHECK AMOUNT
360	04/18/2019	5231	CRAIG PISONERO AND	18,000.00	0.00	18,000.00
361	04/18/2019	5232	JENELL PISARCHUK AND	18,000.00	0.00	18,000.00
362	04/18/2019	5233	RANDALL AND MARY LYNN REZA AND	18,000.00	0.00	18,000.00
Totals:				<u>54,000.00</u>	<u>0.00</u>	<u>54,000.00</u>