

AGENDA
REGULAR CITY COUNCIL MEETING
COUNCIL CHAMBERS
5000 CLARK AVENUE
LAKEWOOD, CALIFORNIA

October 22, 2019

ADJOURNED MEETING: Voting Solutions for All People - Los Angeles County's New Voting Experience 6:00 p.m.
EXECUTIVE BOARD ROOM

CALL TO ORDER 7:30 p.m.

INVOCATION: Dr. Fardad Mogharabi, The Bahá'í Faith Community

PLEDGE OF ALLEGIANCE: Scout Troop 134

ROLL CALL: Mayor Todd Rogers
Vice Mayor Jeff Wood
Council Member Steve Croft
Council Member Diane DuBois
Council Member Ron Piazza

ANNOUNCEMENTS AND PRESENTATIONS:

Presentation by Maria Jimenez, Donate Life Ambassador Regarding the Donate Life Rose Parade Float

ROUTINE ITEMS:

All items listed within this section of the agenda are considered to be routine and will be enacted by one motion without separate discussion. Any Member of Council may request an item be removed for individual discussion or further explanation. All items removed shall be considered immediately following action on the remaining items.

RI-1 MEETING MINUTES - Staff recommends City Council approve Minutes of the Meeting held September 10, 2019

RI-2 PERSONNEL TRANSACTIONS - Staff recommends City Council approve report of personnel transactions.

RI-3 REGISTERS OF DEMANDS - Staff recommends City Council approve registers of demands.

RI-4 MONTHLY REPORT OF INVESTMENT TRANSACTIONS - SEPTEMBER 2019 - Staff recommends City Council approve monthly report of investment transactions.

RI-5 QUARTERLY SCHEDULE OF INVESTMENTS AS OF SEPTEMBER 30, 2019 - Staff recommends City Council receive and file.

RI-6 QUARTERLY BUDGET REPORT OF MAJOR FUNDS - SEPTEMBER 30, 2019 - Staff recommends City Council receive and file.

City Council Agenda

October 22, 2019

Page 2

ROUTINE ITEMS: - Continued

- RI-7 AMENDMENT NO. 2 TO FUNDING AGREEMENT WITH METRO – Staff recommends City Council approve Amendment No.2 to the Funding Agreement with Los Angeles County Metropolitan Transportation Authority that designates \$5,504,300 for improvements to the intersection of Del Amo and Lakewood Boulevards and authorize the City Manager to sign Amendment No.2 subject to approval of form by the City Attorney.

REPORTS:

- 3.1 2019 HALLOWEEN CARNIVALS – Staff recommends City Council receive and file the report.

AGENDA

LAKWOOD HOUSING SUCCESSOR AGENCY

1. REGISTER OF DEMANDS - Staff recommends Housing Successor Agency approve registers of demands.

ORAL COMMUNICATIONS:

ADJOURNMENT

In compliance with the Americans with Disabilities Act, if you are a qualified individual with a disability and need an accommodation to participate in the City Council meeting, please contact the City Clerk's Office, 5050 Clark Avenue, Lakewood, CA, at 562/866-9771, ext. 2200; or at cityclerk@lakewoodcity.org at least 48 hours in advance to ensure that reasonable arrangements can be made to provide accessibility to the meeting.

Agenda items are on file in the Office of the City Clerk, 5050 Clark Avenue, Lakewood, and are available for public review during regular business hours. Any supplemental material distributed after the posting of the agenda will be made available for public inspection during normal business hours in the City Clerk's Office. For your convenience, the agenda and the supporting documents are available in an alternate format by request and are also posted on the City's website at www.lakewoodcity.org

Routine Items

Routine Item 1 – City Council Minutes
will be available prior to the meeting.

D I V I D E R S H E E T

COUNCIL AGENDA

October 22, 2019

TO: The Honorable Mayor and City Council**SUBJECT:** Report of Personnel Transactions

<u>Name</u>	<u>Title</u>	<u>Schedule</u>	<u>Effective Date</u>
1. FULL-TIME EMPLOYEES			
A. Appointments			
None			
B. Changes			
Paolo Beltran	Assistant to the City Manager Deputy City Manager	38B to EDCM	10/06/2019
Edianne Rodriguez	Finance Manager Asst Dir of Finance & Admin Services	36B to 40B	10/06/2019
C. Separations			
None			
2. PART-TIME EMPLOYEES			
A. Appointments			
None			
B. Changes			
Robert Equihua	Communtiy Services Leader II Community Services Leader III	B to B	10/20/2019
C. Separations			
Maribel Alatorre	Community Services Officer	B	09/22/2019
Daniel Lopez Gonzalez	Maintenance Trainee II	B	10/03/2019
Laura Shumway	Support Services Clerk	B	09/22/2019
Alejandro Zuniga	Community Safety Officer II	B	09/26/2019

Thaddeus McCormack
City Manager

D I V I D E R S H E E T

**CITY OF LAKEWOOD
FUND SUMMARY 10/10/2019**

In accordance with section 2521 of the Lakewood Municipal Code there is presented herewith a summary of obligations to be paid by voucher 94849 through 94939. Each of the following demands has been audited by the Director of Administrative Services and approved by the City Manager.

1010	GENERAL FUND	150,652.54
1015	SPECIAL OLYMPICS	881.25
1020	CABLE TV	80.00
1030	CDBG CURRENT YEAR	1,540.50
1050	COMMUNITY FACILITY	2,344.22
1070	RETIREE BENEFITS	3,000.00
1336	STATE COPS GRANT	8,198.13
1621	LA CNTY MEASURE R	69,466.55
3001	CAPITAL IMPROV PROJECT FUND	622,443.78
3060	PROPOSITION "A"	52.23
3070	PROPOSITION "C"	-71.63
5020	CENTRAL STORES	1,457.09
5030	FLEET MAINTENANCE	20,982.07
6020	GEOGRAPHIC INFORMATION SYSTEM	5.00
7500	WATER UTILITY FUND	6,461.67
8030	TRUST DEPOSIT	100.00
		<hr/>
		887,593.40

Council Approval

Date

City Manager

Attest

City Clerk

Director of Administrative Services

CITY OF LAKEWOOD SUMMARY CHECK REGISTER

CHECK #	CHECK DATE	VEND #	VENDOR NAME	GROSS	DISC.	CHECK AMOUNT
94849	10/10/2019	5166	ADVANCED GREEN SOLUTIONS LLC	1,280.00	0.00	1,280.00
94850	10/10/2019	4551	ACCOUNTING PRINCIPALS. INC	900.16	0.00	900.16
94851	10/10/2019	45721	AMERICAN PUBLIC WORKS ASSOCIATION	252.50	0.00	252.50
94852	10/10/2019	5251	ARAMEXX GROUP INC.	691,910.33	0.00	691,910.33
94853	10/10/2019	443	B&M LAWN AND GARDEN INC	140.05	0.00	140.05
94854	10/10/2019	4878	B.R. BREWER SIGN & GRAPHICS	289.08	0.00	289.08
94855	10/10/2019	39123	BACKFLOW APPARATUS & VALUE COMPANY	71.22	0.00	71.22
94856	10/10/2019	5266	BAY AREA DRIVING SCHOOL. INC.	29.25	0.00	29.25
94857	10/10/2019	53983	CALIF STATE FRANCHISE TAX BOARD	200.00	0.00	200.00
94858	10/10/2019	5119	CARRION. LUIS	69.60	0.00	69.60
94859	10/10/2019	45894	CINTAS CORPORATION	64.15	0.00	64.15
94860	10/10/2019	4654	BRAGG INVESTMENT COMPANY. INC.	23.76	0.00	23.76
94861	10/10/2019	4243	COMPLETE FIRE SERVICE INC	3,950.63	0.00	3,950.63
94862	10/10/2019	4737	COMPUTER PROTECTION TECHNOLOGY INC	485.00	0.00	485.00
94863	10/10/2019	60195	CR TRANSFER INC	3,122.67	0.00	3,122.67
94864	10/10/2019	59607	DANGELO COMPANY	1,447.51	0.00	1,447.51
94865	10/10/2019	4442	DANIEL'S TIRE SERVICE INC	660.50	0.00	660.50
94866	10/10/2019	4739	DEERE & COMPANY	12,232.42	0.00	12,232.42
94867	10/10/2019	27200	DICKSON R F CO INC	4,030.00	0.00	4,030.00
94868	10/10/2019	5229	DUNRITE PEST CONTROL INC.	260.00	0.00	260.00
94869	10/10/2019	4435	ELLIOTT AUTO SUPPLY COMPANY INC	279.93	0.00	279.93
94870	10/10/2019	66217	MAGNASYNC-MOVIOLA CORP	52.23	0.00	52.23
94871	10/10/2019	3188	GALLS LLC/OUARTEMASTER LLC	140.58	0.00	140.58
94872	10/10/2019	3188	GALLS LLC/OUARTEMASTER LLC	456.36	0.00	456.36
94873	10/10/2019	4422	GARIBALDO'S NURSERY	93.08	0.00	93.08
94874	10/10/2019	52540	GONSALVES JOE A & SON	4,526.00	0.00	4,526.00
94875	10/10/2019	4852	GOVINVEST INC.	3,000.00	0.00	3,000.00
94876	10/10/2019	5107	GREEN WISE SOIL TECHNOLOGIES	635.10	0.00	635.10
94877	10/10/2019	65575	HAP'S AUTO PARTS	66.63	0.00	66.63
94878	10/10/2019	5106	HARRINGTON INDUSTRIAL PLASTICS LLC	834.56	0.00	834.56
94879	10/10/2019	4872	HEATON. KATHRYN	39.00	0.00	39.00
94880	10/10/2019	5173	HOLMES. JASON	103.35	0.00	103.35
94881	10/10/2019	42031	HOME DEPOT	334.52	0.00	334.52
94882	10/10/2019	5144	ISES CORPORATION	4,975.00	0.00	4,975.00
94883	10/10/2019	5238	JAKSE SECOND STORE LLC	881.25	0.00	881.25
94884	10/10/2019	4622	JHM SUPPLY INC	436.78	0.00	436.78
94885	10/10/2019	4180	JONES RICHARD D. A PROF LAW CORP	16,750.00	0.00	16,750.00
94886	10/10/2019	4458	KIM. YVONNE	57.60	0.00	57.60
94887	10/10/2019	53311	LAKEWOOD MEALS ON WHEELS	1,540.50	0.00	1,540.50
94888	10/10/2019	4783	LANDCARE HOLDINGS INC	7,184.28	0.00	7,184.28
94889	10/10/2019	20950	LOS ANGELES CO ASSESSOR	5.00	0.00	5.00
94890	10/10/2019	21600	LOS ANGELES CO SHERIFFS DEPT	8,198.13	0.00	8,198.13
94891	10/10/2019	60839	MARKOPULOS. CYNTHIA	126.75	0.00	126.75
94892	10/10/2019	332	MERRIMAC PETROLEUM INC	17,342.05	0.00	17,342.05

CITY OF LAKEWOOD SUMMARY CHECK REGISTER

CHECK #	CHECK DATE	VEND #	VENDOR NAME	GROSS	DISC.	CHECK AMOUNT
94893	10/10/2019	5201	NACHREINER. MATTHEW JASON	700.00	0.00	700.00
94894	10/10/2019	4207	NOVAK. NORA	80.00	0.00	80.00
94895	10/10/2019	4443	O'REILLY AUTOMOTIVE STORES INC	802.76	14.97	787.79
94896	10/10/2019	47554	OFFICE DEPOT BUSINESS SVCS	159.22	0.00	159.22
94897	10/10/2019	5136	OPUS INSPECTION. INC.	1,396.13	0.00	1,396.13
94898	10/10/2019	450	PACIFIC EH & S SERVICES INC	1,792.00	0.00	1,792.00
94899	10/10/2019	46945	TAYLOR CORPORATION	262.77	0.00	262.77
94900	10/10/2019	51171	PERS LONG TERM CARE PROGRAM	70.64	0.00	70.64
94901	10/10/2019	4760	PUN GROUP. THE LLP	17,500.00	0.00	17,500.00
94902	10/10/2019	45437	S & J SUPPLY CO	595.33	0.00	595.33
94903	10/10/2019	65297	S.T.E.A.M.	10,139.60	0.00	10,139.60
94904	10/10/2019	3991	SEGERSTROM CENTER FOR THE ARTS	250.00	0.00	250.00
94905	10/10/2019	5230	SITEONE LANDSCAPE SUPPLY. LLC	1,531.71	0.00	1,531.71
94906	10/10/2019	5135	SOLID SURFACE CARE. INC.	730.26	0.00	730.26
94907	10/10/2019	47054	SOUTHEAST AREA ANIMAL CONTROL AUTH	100.00	0.00	100.00
94908	10/10/2019	4581	STEIN. ANDREW T	615.64	0.00	615.64
94909	10/10/2019	5180	SUPERCO SPECIALTY PRODUCTS	145.04	0.00	145.04
94910	10/10/2019	66215	SUPERIOR COURT OF CALIFORNIA	12,022.50	0.00	12,022.50
94911	10/10/2019	66215	SUPERIOR COURT OF CALIFORNIA	10,734.00	0.00	10,734.00
94912	10/10/2019	66215	SUPERIOR COURT OF CALIFORNIA	12,675.00	0.00	12,675.00
94913	10/10/2019	66215	SUPERIOR COURT OF CALIFORNIA	10,429.00	0.00	10,429.00
94914	10/10/2019	2372	TGIS CATERING SVCS INC	919.18	0.00	919.18
94915	10/10/2019	5221	THE LEW EDWARDS GROUP	5,750.00	0.00	5,750.00
94916	10/10/2019	4873	TRANSAMERICA LIFE INSURANCE COMPANY	2,043.52	0.00	2,043.52
94917	10/10/2019	60685	TURF STAR	140.21	0.00	140.21
94918	10/10/2019	5254	US DEPARTMENT OF EDUCATION AWG	348.76	0.00	348.76
94919	10/10/2019	4840	VERITIV OPERATING COMPANY	160.31	0.00	160.31
94920	10/10/2019	64652	CELLCO PARTNERSHIP	225.01	0.00	225.01
94921	10/10/2019	3943	WATERLINE TECHNOLOGIES INC	1,033.69	0.00	1,033.69
94922	10/10/2019	17640	WAXIE ENTERPRISES INC	921.16	0.00	921.16
94923	10/10/2019	36166	WEGENER. KATHY	314.60	0.00	314.60
94924	10/10/2019	62628	WELLS C. PIPELINE MATERIALS	830.02	0.00	830.02
94925	10/10/2019	3699	ARREOLA. PEARL	250.00	0.00	250.00
94926	10/10/2019	3699	CAMARILLO. LAURA	250.00	0.00	250.00
94927	10/10/2019	3699	CUMMINGS. FRANCES	250.00	0.00	250.00
94928	10/10/2019	3699	DENNIS. SANDRA	250.00	0.00	250.00
94929	10/10/2019	3699	HOLT. ANNA	250.00	0.00	250.00
94930	10/10/2019	3699	INTER-CITY ENERGY SYSTEMS. INC.	28.80	0.00	28.80
94931	10/10/2019	3699	MCCLAIN. SHARON	250.00	0.00	250.00
94932	10/10/2019	3699	MEDRANO. LYDIA	15.00	0.00	15.00
94933	10/10/2019	3699	PAYTON. MAYA	240.00	0.00	240.00
94934	10/10/2019	3699	PEDROZA. LUPE	200.00	0.00	200.00
94935	10/10/2019	3699	PHY. CHREP	100.00	0.00	100.00
94936	10/10/2019	3699	ROMERO. ZOILA	75.00	0.00	75.00

CITY OF LAKEWOOD SUMMARY CHECK REGISTER

CHECK #	CHECK DATE	VEND #	VENDOR NAME	GROSS	DISC.	CHECK AMOUNT
94937	10/10/2019	3699	SPARKS. RAMONA	250.00	0.00	250.00
94938	10/10/2019	3699	WATER REPLENISHMENT DISTRICT	250.00	0.00	250.00
94939	10/10/2019	3699	WYMAN. DEBORAH	54.00	0.00	54.00
Totals:				<u>887,608.37</u>	<u>14.97</u>	<u>887,593.40</u>

**CITY OF LAKEWOOD
FUND SUMMARY 10/17/2019**

In accordance with section 2521 of the Lakewood Municipal Code there is presented herewith a summary of obligations to be paid by voucher 94940 through 95031. Each of the following demands has been audited by the Director of Administrative Services and approved by the City Manager.

1010	GENERAL FUND	321,409.98
1015	SPECIAL OLYMPICS	131.65
1020	CABLE TV	169.56
1030	CDBG CURRENT YEAR	3,949.58
1050	COMMUNITY FACILITY	13,539.32
1630	USED OIL GRANT	368.00
1640	BEV CONTAINER REC GRANT	322.00
3070	PROPOSITION "C"	1,628.10
5020	CENTRAL STORES	2,835.80
5030	FLEET MAINTENANCE	4,037.37
6020	GEOGRAPHIC INFORMATION SYSTEM	57.49
7500	WATER UTILITY FUND	368,841.96
8020	LOCAL REHAB LOAN	780.00
8030	TRUST DEPOSIT	77.50
		<hr/>
		718,148.31

Council Approval

Date

City Manager

Attest

City Clerk

Director of Administrative Services

CITY OF LAKEWOOD SUMMARY CHECK REGISTER

CHECK #	CHECK DATE	VEND #	VENDOR NAME	GROSS	DISC.	CHECK AMOUNT
94940	10/17/2019	4842	A T & T CORP	243.91	0.00	243.91
94941	10/17/2019	61142	ADAMS-HILLERY SHARRON	3,199.58	0.00	3,199.58
94942	10/17/2019	2701	AIRE RITE A/C & REFRIGERATION INC	5,705.65	0.00	5,705.65
94943	10/17/2019	4551	ACCOUNTING PRINCIPALS. INC	1,125.20	0.00	1,125.20
94944	10/17/2019	4763	ALBANO'S PLUMBING. INC.	158.00	0.00	158.00
94945	10/17/2019	1700	ALLIED REFRIGERATION INC	67.04	0.00	67.04
94946	10/17/2019	58000	AMERICAN TRUCK & TOOL RENTAL INC	193.97	0.00	193.97
94947	10/17/2019	57770	B & H FOTO & ELECTRONICS CORP	169.56	0.00	169.56
94948	10/17/2019	443	B&M LAWN AND GARDEN INC	15.83	0.00	15.83
94949	10/17/2019	66457	BRENNTAG PACIFIC INC	3,477.33	0.00	3,477.33
94950	10/17/2019	51331	CERRITOS POOL SUPPLY	38.28	0.00	38.28
94951	10/17/2019	45894	CINTAS CORPORATION	69.92	0.00	69.92
94952	10/17/2019	5214	CLEANCOR HOLDINGS LLC	465.00	0.00	465.00
94953	10/17/2019	5008	COLOR CARD ADMINISTRATOR CORP.	31.10	0.00	31.10
94954	10/17/2019	53451	COMMUNITY FAMILY GUIDANCE CTR	750.00	0.00	750.00
94955	10/17/2019	5200	DAHLIN GROUP. INC.	16,446.00	0.00	16,446.00
94956	10/17/2019	27200	DICKSON R F CO INC	45,836.43	0.00	45,836.43
94957	10/17/2019	4435	ELLIOTT AUTO SUPPLY COMPANY INC	528.51	0.00	528.51
94958	10/17/2019	5030	FATHOM WATER MANAGEMENT INC.	115,715.45	0.00	115,715.45
94959	10/17/2019	4947	FILE KEEPERS. LLC	20.00	0.00	20.00
94960	10/17/2019	4884	FRONTIER CALIFORNIA INC.	2,733.10	0.00	2,733.10
94961	10/17/2019	4422	GARIBALDO'S NURSERY	249.66	0.00	249.66
94962	10/17/2019	58088	GEOSCIENCE SUPPORT SERVICES INC	17,829.25	0.00	17,829.25
94963	10/17/2019	3830	GRADY. WILLIAM	8.64	0.00	8.64
94964	10/17/2019	33150	GRAINGER W W INC	41.45	0.00	41.45
94965	10/17/2019	5272	GREENE BACKFLOW	320.00	0.00	320.00
94966	10/17/2019	35477	HARA M LAWNMOWER CENTER	427.60	0.00	427.60
94967	10/17/2019	42031	HOME DEPOT	1,955.66	0.00	1,955.66
94968	10/17/2019	4622	JHM SUPPLY INC	284.74	0.00	284.74
94969	10/17/2019	64510	KRAUSE. DIANN	259.17	0.00	259.17
94970	10/17/2019	2409	LIFTECH ELEVATOR SERVICES INC	375.00	0.00	375.00
94971	10/17/2019	3564	LONG BEACH. CITY OF	477.83	0.00	477.83
94972	10/17/2019	45069	LOS ANGELES CO/DEPT PW BLDG SVCS	22,294.10	0.00	22,294.10
94973	10/17/2019	59113	MACRO AUTOMATICS	2,934.00	0.00	2,934.00
94974	10/17/2019	4887	MATHESON TRI-GAS. INC.	242.70	0.00	242.70
94975	10/17/2019	23130	MC MASTER-CARR SUPPLY CO	370.21	0.00	370.21
94976	10/17/2019	52588	MILLER DON & SONS	999.74	0.00	999.74
94977	10/17/2019	5111	MORENO. DANNY	450.00	0.00	450.00
94978	10/17/2019	5033	NICHOLLS CONSULTING. INC.	874.00	0.00	874.00
94979	10/17/2019	4443	O'REILLY AUTOMOTIVE STORES INC	239.88	4.37	235.51
94980	10/17/2019	4513	OCEAN BLUE ENVIRONMENTAL SERVICES	2,496.54	0.00	2,496.54
94981	10/17/2019	63708	DY-JO CORPORATION	740.00	0.00	740.00
94982	10/17/2019	35124	PARAMOUNT SAW CORP	32.17	0.00	32.17
94983	10/17/2019	15600	LONG BEACH PUBLISHING CO	809.44	0.00	809.44

CITY OF LAKEWOOD SUMMARY CHECK REGISTER

CHECK #	CHECK DATE	VEND #	VENDOR NAME	GROSS	DISC.	CHECK AMOUNT
94984	10/17/2019	4956	ROSS AVIATION INVESTMENT. LLC	4,423.87	0.00	4,423.87
94985	10/17/2019	47285	ROTARY CORP	267.18	0.00	267.18
94986	10/17/2019	45437	S & J SUPPLY CO	1,949.10	0.00	1,949.10
94987	10/17/2019	50796	S C P L R C	250.00	0.00	250.00
94988	10/17/2019	4761	SANCHEZ. EUGENE	140.00	0.00	140.00
94989	10/17/2019	66280	BARRY SANDLER ENTERPRISES	147.55	0.00	147.55
94990	10/17/2019	65712	SEDARU INC.	6,860.00	0.00	6,860.00
94991	10/17/2019	5197	SIGNAL HILL AUTO ENTERPRISES INC.	283.06	0.00	283.06
94992	10/17/2019	52279	SMART & FINAL INC	304.11	0.00	304.11
94993	10/17/2019	26900	SO CALIF SECURITY CENTERS INC	7.67	0.00	7.67
94994	10/17/2019	5022	MWB COPY PRODUCTS. INC.	114.98	0.00	114.98
94995	10/17/2019	36658	SOUTH COAST A.O.M.D.	1,114.84	0.00	1,114.84
94996	10/17/2019	29400	SOUTHERN CALIFORNIA EDISON CO	118,144.70	0.00	118,144.70
94997	10/17/2019	29500	SOUTHERN CALIFORNIA GAS CO	3,940.28	0.00	3,940.28
94998	10/17/2019	4026	SPASEFF TED C	500.00	0.00	500.00
94999	10/17/2019	4368	SPECIALTY TIRES LLC	321.68	0.00	321.68
95000	10/17/2019	52610	SWANK MOTION PICTURES INC	497.00	0.00	497.00
95001	10/17/2019	5198	THE ILLINI COMPANIES. INC.	1,550.11	0.00	1,550.11
95002	10/17/2019	3110	TORRES LOPEZ JAVIER	295.00	0.00	295.00
95003	10/17/2019	60685	TURF STAR	25,289.79	0.00	25,289.79
95004	10/17/2019	64024	U S POSTAL SERVICE	4,394.25	0.00	4,394.25
95005	10/17/2019	3906	UNDERGROUND VAULTS & STORAGE	56.80	0.00	56.80
95006	10/17/2019	4840	VERITIV OPERATING COMPANY	124.17	0.00	124.17
95007	10/17/2019	64652	CELLCO PARTNERSHIP	3,333.04	0.00	3,333.04
95008	10/17/2019	33200	WALTERS WHOLESALE ELECTRIC CO	128.84	0.00	128.84
95009	10/17/2019	7400	WATER REPLENISHMENT DISTRICT OF	225,858.35	0.00	225,858.35
95010	10/17/2019	3943	WATERLINE TECHNOLOGIES INC	633.13	0.00	633.13
95011	10/17/2019	17640	WAXIE ENTERPRISES INC	2,017.04	0.00	2,017.04
95012	10/17/2019	40925	WEST COAST ARBORISTS INC	58,553.00	0.00	58,553.00
95013	10/17/2019	37745	WESTERN EXTERMINATOR CO	53.50	0.00	53.50
95014	10/17/2019	50058	WHITE HOUSE FLORIST INC	109.50	0.00	109.50
95015	10/17/2019	35146	WILLDAN ASSOCIATES	77.50	0.00	77.50
95016	10/17/2019	3699	ABRAHAM. AVIANTA	267.50	0.00	267.50
95017	10/17/2019	3699	CAGNOLATTI. CURTIS	250.00	0.00	250.00
95018	10/17/2019	3699	DILL. KRISTI	250.00	0.00	250.00
95019	10/17/2019	3699	DIONISIO. MARIE ANTONETTE TEEHANKEE	250.00	0.00	250.00
95020	10/17/2019	3699	HEIDA. SYLVIA	250.00	0.00	250.00
95021	10/17/2019	3699	LACEFIELD. BRIDGETTE	250.00	0.00	250.00
95022	10/17/2019	3699	MCGEE. MELISSA	36.00	0.00	36.00
95023	10/17/2019	3699	MILLER. DENNIS	627.50	0.00	627.50
95024	10/17/2019	3699	MTZ SHEET METAL. INC.	780.00	0.00	780.00
95025	10/17/2019	3699	NIETO. KIMBERLY	250.00	0.00	250.00
95026	10/17/2019	3699	PARHAM. CAROLYN	250.00	0.00	250.00
95027	10/17/2019	3699	PEREZ. ELIZABETH	250.00	0.00	250.00

CITY OF LAKEWOOD SUMMARY CHECK REGISTER

<u>CHECK #</u>	<u>CHECK DATE</u>	<u>VEND #</u>	<u>VENDOR NAME</u>	<u>GROSS</u>	<u>DISC.</u>	<u>CHECK AMOUNT</u>
95028	10/17/2019	3699	SEWARD. DANIELLE	250.00	0.00	250.00
95029	10/17/2019	3699	SMITH. TRENNELL	250.00	0.00	250.00
95030	10/17/2019	3699	WALKER. KIARAH	250.00	0.00	250.00
95031	10/17/2019	3699	WOOD. JEFFREY	250.00	0.00	250.00
Totals:				<u>718,152.68</u>	<u>4.37</u>	<u>718,148.31</u>

D I V I D E R S H E E T

COUNCIL AGENDA

October 22, 2019

TO: The Honorable Mayor and City Council**SUBJECT:** Monthly Report of Investment Transactions – September 2019**INTRODUCTION**

In accordance with California Government Code Section 53607, the City Council has delegated to the City Treasurer the responsibility to invest or to reinvest funds, or to sell or exchange securities so purchased. The California Government Code Section 53607 requires that, if such responsibility has been delegated, then the Treasurer “shall make a monthly report of those transactions to the legislative body.” In compliance with this requirement, the Monthly Report of Investment Transactions is being rendered to be received and filed.

STATEMENT OF MONTHLY ACTIVITY

<u>Date</u>	<u>Amount at Cost</u>	<u>Vehicle</u>	<u>Transaction</u>
09/01/2019	\$ 1,680.00	CORP	Interest 2.800%
09/01/2019	1,706.25	CORP	Interest 3.250%
09/03/2019	380,000.00	CD	Purchase 1.860%
09/03/2019	365.74	MMF	Interest
09/03/2019	7,000.00	CORP	Interest 4.000%
09/03/2019	558,588.28	CD	Sell 3.080%
09/04/2019	2,405.00	CORP	Interest 1.850%
09/05/2019	75,247.06	CORP	Sell 1.950%
09/05/2019	176,226.75	CORP	Sell 2.600%
09/05/2019	85,151.94	CORP	Sell 1.950%
09/05/2019	175,813.46	CORP	Sell 1.850%
09/05/2019	195,227.16	CORP	Sell 1.850%
09/05/2019	734,814.93	ABS	Purchase 1.720%
09/06/2019	348,572.00	CORP	Purchase 1.750%
09/06/2019	2,097.38	CORP	Interest 2.397%
09/07/2019	1,575.00	CORP	Interest 3.150%
09/09/2019	4,942.50	CORP	Interest 2.635%
09/10/2019	184,044.37	CORP	Purchase 1.750%
09/10/2019	195,227.16	TREAS	Sell 2.500%
09/12/2019	2,733.50	CORP	Interest 1.561%
09/12/2019	2,515.63	CORP	Interest 2.875%
09/14/2019	1,350.00	CORP	Interest 3.000%
09/15/2019	3,525.00	CORP	Interest 3.000%
09/15/2019	2,247.50	CORP	Interest 2.900%
09/18/2019	650,000.00	LAIF	Withdrawal
09/22/2019	5,156.25	CORP	Interest 2.750%
09/25/2019	408.01	FHMS	Interest 3.203%
09/25/2019	585.81	FNA	Interest 3.560%
09/25/2019	7,020.52	FNA	Paydown 3.560%

09/25/2019	248.86	FHMS	Paydown ^{3.203%}
09/25/2019	7,020.52	TREAS	Interest ^{1.500%}
09/25/2019	248.86	TREAS	Interest ^{2.125%}

RECOMMENDATION

It is recommended that the City Council receive and file the Monthly Report of Investment Transactions rendered for the month of September 2019.



Jose Gomez
Director of Finance & Administrative Services



Thaddeus McCormack
City Manager

D I V I D E R S H E E T

COUNCIL AGENDA

October 22, 2019

TO: The Honorable Mayor and City Council

SUBJECT: Quarterly Schedule of Investments – September 30, 2019

INTRODUCTION

The City invests idle funds in compliance with the California Government Code and the City's investment policy, which the City Council last reviewed and approved in January 2019. The investments represented in this report are allocated to a variety of funds such as the General Fund, Water Utility Fund, Redevelopment Successor Agency Funds, Restricted Special Revenue Funds, and Fiduciary Funds.

The City's investment objectives, in order of priority, are safety, liquidity and yield. To meet these objectives, the City utilizes the following types of investments:

U.S. Treasury Notes

Treasury Obligations of the U.S. Government to provide for the cash flow needs of the Federal Government.

Federal Agency Bonds or Notes:

Federal agency or United States government-sponsored enterprise obligations, participations, or other instruments, including those issued by or fully guaranteed as to principal and interest by federal agencies or United States government-sponsored enterprises. This includes Collateralized Mortgage Obligations (CMOs).

- **FHLB (Federal Home Loan Bank Bonds)**
Bonds and discount notes issued by the Federal Home Loan Bank to provide funding to member institutions and make available money to the residential mortgage market.
- **FHLMC (Federal Home Loan Mortgage Corp)**
A publicly chartered agency that buys qualifying residential mortgages from lenders, packages them into new securities backed by those pooled mortgages, provides certain guarantees and then re-sells the securities on the open market.
- **FNMA (Federal National Mortgage Association)**
A government-sponsored, privately owned corporation established to create a secondary market for Federal Housing Administration mortgages.
- **FFCB (Federal Farm Credit Bank)**
The Federal Farm Credit Bank is an independent agency of the U.S. Government that issues bonds and discount notes to provide short- and long-term credit and credit-related services to farmers, ranchers, rural homeowners, producers and harvesters.

Supra-National Agency Bonds or Notes

Supranational bonds and notes are debt of international or multi-lateral financial agencies. The debt is used to finance economic/infrastructure development, environmental protection, poverty

reduction and renewable energy around the globe, rated AAA, highly liquid and issued in a range of maturities.

Negotiable Certificates of Deposit (CDs)

Negotiable CDs are issued by large banks and are freely traded in secondary markets as short term (2 to 52 weeks), large denomination (\$100,000 minimum) CDs, that are either issued at a discount on its par value, or at a fixed interest rate payable at maturity.

Municipal Bonds or Notes:

Registered treasury notes or bonds issued by states or municipalities, including bonds payable solely out of the revenues from a revenue-producing property owned, controlled, or operated by a state or by a department, board, agency, or authority of any of the other 49 United States, in addition to California.

Corporate Notes:

Medium-term notes, defined as all corporate and depository institution debt securities with a maximum remaining maturity of five years or less, issued by corporations organized and operating within the United States or by depository institutions licensed by the United States, or any state and operating within the United States. Medium-term corporate notes shall be rated in a rating category of “A” or its equivalent or better.

Commercial Paper:

Commercial paper of “prime” quality of the highest ranking or of the highest letter and number rating as provided for by a nationally recognized statistical-rating organization.

Pooled Funds:

- **LAIF (Local Agency Investment Fund, State of California)**
The Treasurer of the State of California administers this investment pool, providing a high-level of liquidity and strong safety through diversification of investments.
- **CAMP (California Asset Management Program)**
A Joint Powers Authority established in 1989 by the treasurers and finance directors of several California public agencies to provide professional investment services at a reasonable cost. Participation is limited to California public agencies.
- **Los Angeles County Pool**
This pool is very similar to LAIF. It is well-diversified, very liquid, and offers competitive yields.
- **Money Market Fund (MMF)**
This is a money market interest-bearing checking account that is fully insured and collateralized.

SUMMARY – Schedule of Investments as of September 30, 2019

MANAGED PORTFOLIO

Security Type	Market Value	% of Portfolio	% Change vs. 6/30/19	Permitted by Policy	In Compliance
U.S. Treasury Notes	\$ 19,841,121.46	53.0%	1.4%	100%	Yes
Corporate Notes	7,345,449.02	20.0%	0.0%	30%	Yes
Negotiable CDs	3,274,598.75	9.0%	-2.8%	30%	Yes
Federal Agency	2,814,333.18	7.0%	-1.4%	100%	Yes
Supranationals	2,012,887.99	5.0%	-0.4%	30%	Yes
Municipal Bonds	1,172,518.45	3.0%	1.8%	30%	Yes
Federal Agency CMO	342,132.64	1.0%	0.0%	30%	Yes
Asset-Backed Security	732,037.73	2.0%	2.0%	30%	Yes
Securities Sub-Total	\$37,535,079.22				
Accrued Interest	199,469.90				
Money Market Fund	-	0%	-0.6%	20%	Yes
Total Managed Portfolio	\$37,734,549.12	100%			

POOLED INVESTMENT ACCOUNTS

	Market Value
LAIF	\$4,312,881.84
CAMP	\$7,165,132.67
	<u>\$11,478,014.51</u>

BANK ACCOUNTS

	Balance
City – Checking *	\$3,359,183.38
City Payroll	\$56,363.31
Successor Housing - Checking	\$403,467.40
	<u>\$ 3,819,014.09</u>

Funds held in reserve as required by debt issuance or non-agency funds - not available for City expenditures:

Successor Agency – Checking	F&M	\$1,972,001.16
Total Portfolio		\$17,269,029.76

* The balance is higher than usual as it includes almost \$3 million in uncashed (recently-issued) checks.

Attached is a more detailed report provided by Public Financial Management (PFM), the City's investment advisor.

STAFF RECOMMENDATION

It is recommended that the City Council receive and file this report.

A handwritten signature in black ink, appearing to be 'JG'.

Jose Gomez
Director of Finance & Administrative Services

A handwritten signature in black ink, appearing to be 'Thaddeus McCormack'.

Thaddeus McCormack
City Manager



Managed Account Summary Statement

For the Month Ending **September 30, 2019**

CITY OF LAKEWOOD - 51260100

Transaction Summary - Managed Account

Opening Market Value	\$37,709,348.68
Maturities/Calls	(7,269.38)
Principal Dispositions	(963,847.09)
Principal Acquisitions	532,580.40
Unsettled Trades	400,000.00
Change in Current Value	(135,733.39)
Closing Market Value	\$37,535,079.22

Cash Transactions Summary - Managed Account

Maturities/Calls	0.00
Sale Proceeds	1,525,688.21
Coupon/Interest/Dividend Income	52,824.82
Principal Payments	7,269.38
Security Purchases	(1,647,431.30)
Net Cash Contribution	0.00
Reconciling Transactions	0.00

Earnings Reconciliation (Cash Basis) - Managed Account

Interest/Dividends/Coupons Received	60,218.55
Less Purchased Interest Related to Interest/Coupons	(35.97)
Plus Net Realized Gains/Losses	9,422.00
Total Cash Basis Earnings	\$69,604.58

Cash Balance

Closing Cash Balance **\$481,513.97**

Earnings Reconciliation (Accrual Basis)

	Total
Ending Amortized Value of Securities	36,953,444.90
Ending Accrued Interest	199,469.90
Plus Proceeds from Sales	967,099.93
Plus Proceeds of Maturities/Calls/Principal Payments	7,269.38
Plus Coupons/Dividends Received	52,824.82
Less Cost of New Purchases	(932,616.37)
Less Beginning Amortized Value of Securities	(36,982,841.56)
Less Beginning Accrued Interest	(187,791.95)
Total Accrual Basis Earnings	\$76,859.05



Portfolio Summary and Statistics

For the Month Ending **September 30, 2019**

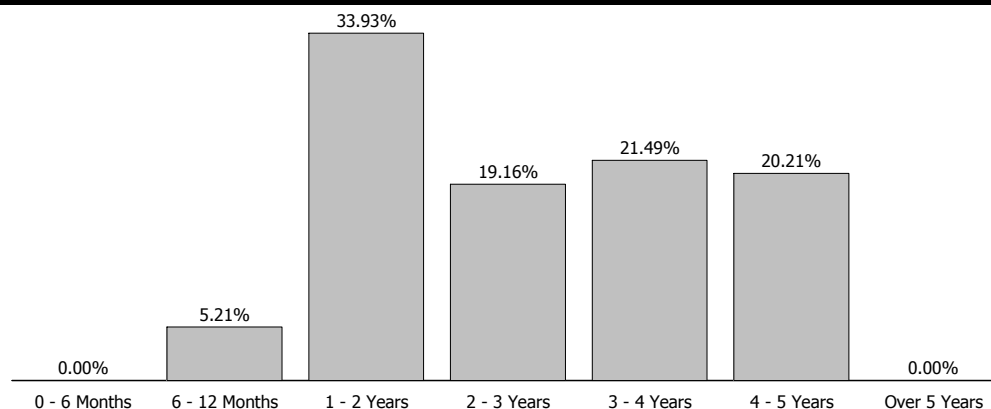
CITY OF LAKEWOOD - 51260100

Account Summary

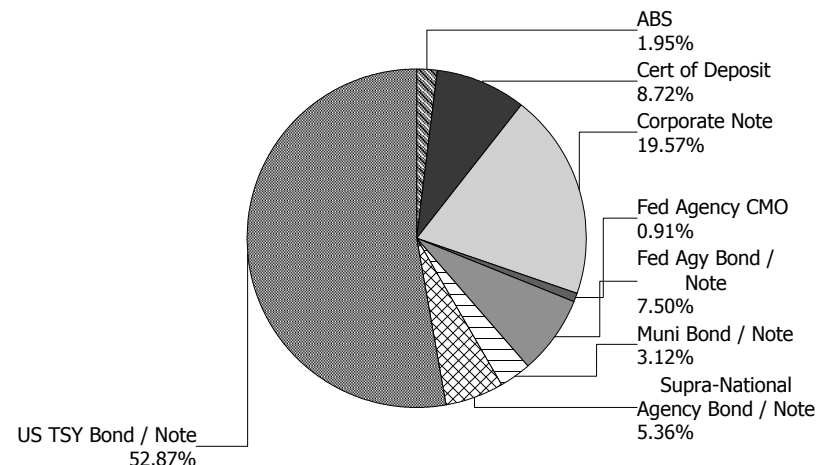
Description	Par Value	Market Value	Percent
U.S. Treasury Bond / Note	19,670,000.00	19,841,121.46	52.87
Supra-National Agency Bond / Note	1,995,000.00	2,012,887.99	5.36
Municipal Bond / Note	1,160,000.00	1,172,518.45	3.12
Federal Agency Collateralized Mortgage Obligation	336,102.27	342,132.64	0.91
Federal Agency Bond / Note	2,760,000.00	2,814,333.18	7.50
Corporate Note	7,210,000.00	7,345,449.02	19.57
Certificate of Deposit	3,250,000.00	3,274,598.75	8.72
Asset-Backed Security	735,000.00	732,037.73	1.95
Managed Account Sub-Total	37,116,102.27	37,535,079.22	100.00%
Accrued Interest		199,469.90	
Total Portfolio	37,116,102.27	37,734,549.12	

Unsettled Trades **400,000.00** **401,931.70**

Maturity Distribution



Sector Allocation



Characteristics

Yield to Maturity at Cost	2.42%
Yield to Maturity at Market	1.76%
Duration to Worst	2.57
Weighted Average Days to Maturity	1002



Managed Account Issuer Summary

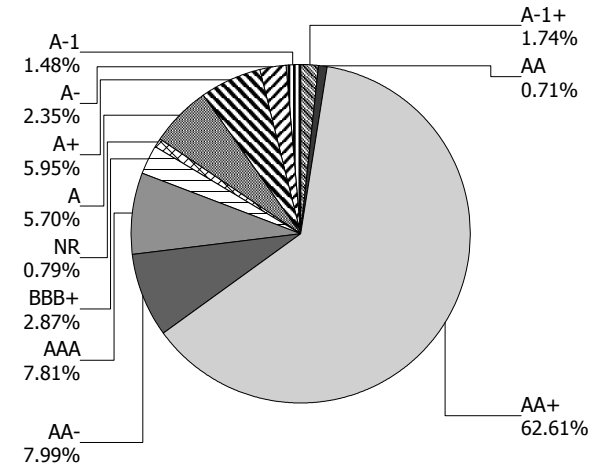
For the Month Ending **September 30, 2019**

CITY OF LAKEWOOD - 51260100

Issuer Summary

Issuer	Market Value of Holdings	Percent
3M COMPANY	407,120.22	1.08
AMERICAN EXPRESS CO	175,260.93	0.47
AMERICAN HONDA FINANCE	405,902.75	1.08
BANK OF AMERICA CO	349,793.93	0.93
BANK OF MONTREAL	554,668.95	1.48
CALIFORNIA ST	441,329.25	1.18
CAPITAL ONE FINANCIAL CORP	732,037.73	1.95
CATERPILLAR INC	102,068.80	0.27
CHARLES SCHWAB	178,609.38	0.48
CITIGROUP INC	353,437.70	0.94
COCA-COLA COMPANY	183,265.26	0.49
CREDIT AGRICOLE SA	368,771.18	0.98
DEERE & COMPANY	252,703.96	0.67
EXXON MOBIL CORP	177,668.05	0.47
FANNIE MAE	1,696,543.85	4.52
FEDERAL HOME LOAN BANKS	1,304,678.36	3.48
FREDDIE MAC	155,243.61	0.41
GENERAL DYNAMICS CORP	209,377.77	0.56
GOLDMAN SACHS GROUP INC	372,968.05	0.99
HERSHEY COMPANY	137,255.18	0.37
HOME DEPOT INC	108,583.76	0.29
INTER-AMERICAN DEVELOPMENT BANK	766,436.84	2.04
INTERNATIONAL FINANCE CORPORATION	377,781.75	1.01
INTL BANK OF RECONSTRUCTION AND DEV	868,669.40	2.31
JOHNSON & JOHNSON	80,036.16	0.21
JP MORGAN CHASE & CO	533,826.30	1.42
MASTERCARD INC	185,862.95	0.50
MORGAN STANLEY	176,173.38	0.47
NATIONAL RURAL UTILITIES CO FINANCE CORP	156,941.84	0.42
NORDEA BANK AB	380,418.38	1.01
PACCAR FINANCIAL CORP	221,597.00	0.59
PFIZER INC	239,758.05	0.64

Credit Quality (S&P Ratings)





Managed Account Issuer Summary

For the Month Ending **September 30, 2019**

CITY OF LAKEWOOD - 51260100

Issuer	Market Value of Holdings	Percent
ROYAL BANK OF CANADA	563,148.85	1.50
SAN DIEGO CA CMNTY CLG DIST	105,764.75	0.28
SAN JOSE CA	329,257.50	0.88
SKANDINAVISKA ENSKILDA BANKEN AB	380,527.06	1.01
SWEDBANK AB	375,703.88	1.00
TAMALPAIS CA UNION HIGH SCH DIST	296,166.95	0.79
THE BANK OF NEW YORK MELLON CORPORATION	231,370.49	0.62
THE WALT DISNEY CORPORATION	346,551.10	0.92
TOYOTA MOTOR CORP	489,744.79	1.30
UNILEVER PLC	379,303.88	1.01
UNITED PARCEL SERVICE INC	220,170.28	0.59
UNITED STATES TREASURY	19,841,121.46	52.86
US BANCORP	303,857.40	0.81
VISA INC	100,371.20	0.27
WAL-MART STORES INC	265,868.46	0.71
WESTPAC BANKING CORP	651,360.45	1.74
Total	\$37,535,079.22	100.00%



Managed Account Detail of Securities Held

For the Month Ending **September 30, 2019**

CITY OF LAKEWOOD - 51260100

Security Type/Description Dated Date/Coupon/Maturity	CUSIP	Par	S&P Rating	Moody's Rating	Trade Date	Settle Date	Original Cost	YTM at Cost	Accrued Interest	Amortized Cost	Market Value
U.S. Treasury Bond / Note											
US TREASURY NOTES DTD 11/30/2015 1.625% 11/30/2020	912828M98	255,000.00	AA+	Aaa	11/01/17	11/03/17	253,894.34	1.77	1,392.57	254,574.88	254,482.10
US TREASURY NOTES DTD 01/31/2016 1.375% 01/31/2021	912828N89	450,000.00	AA+	Aaa	01/02/18	01/04/18	441,000.00	2.05	1,042.46	446,034.00	447,644.70
US TREASURY NOTES DTD 06/02/2014 2.000% 05/31/2021	912828WN6	1,750,000.00	AA+	Aaa	06/04/18	06/06/18	1,718,896.48	2.62	11,762.30	1,732,365.50	1,758,134.00
US TREASURY NOTES DTD 08/15/2018 2.750% 08/15/2021	9128284W7	275,000.00	AA+	Aaa	10/02/18	10/04/18	273,958.01	2.89	965.86	274,313.00	280,381.75
US TREASURY NOTES DTD 08/15/2018 2.750% 08/15/2021	9128284W7	325,000.00	AA+	Aaa	10/01/18	10/03/18	323,730.47	2.89	1,141.47	324,163.55	331,360.25
US TREASURY NOTES DTD 08/15/2018 2.750% 08/15/2021	9128284W7	375,000.00	AA+	Aaa	09/10/18	09/12/18	374,721.68	2.78	1,317.09	374,822.24	382,338.75
US TREASURY NOTES DTD 08/15/2018 2.750% 08/15/2021	9128284W7	600,000.00	AA+	Aaa	09/26/18	09/28/18	597,445.31	2.91	2,107.34	598,323.14	611,742.00
US TREASURY NOTES DTD 08/15/2018 2.750% 08/15/2021	9128284W7	1,000,000.00	AA+	Aaa	09/05/18	09/07/18	1,000,820.31	2.72	3,512.23	1,000,536.72	1,019,570.00
UNITED STATES TREASURY NOTES DTD 10/15/2018 2.875% 10/15/2021	9128285F3	725,000.00	AA+	Aaa	12/11/18	12/12/18	727,067.38	2.77	9,624.57	726,510.78	742,700.15
US TREASURY NOTES DTD 01/31/2017 1.875% 01/31/2022	912828V72	2,100,000.00	AA+	Aaa	01/07/19	01/09/19	2,061,773.44	2.50	6,633.83	2,070,628.79	2,111,648.70
US TREASURY N/B NOTES DTD 06/01/2015 1.875% 05/31/2022	912828XD7	1,200,000.00	AA+	Aaa	06/03/19	06/05/19	1,201,687.50	1.83	7,561.48	1,201,510.19	1,208,812.80
US TREASURY NOTES DTD 08/15/2012 1.625% 08/15/2022	912828TJ9	750,000.00	AA+	Aaa	03/12/19	03/13/19	730,253.91	2.43	1,556.56	733,352.84	750,996.00
US TREASURY N/B NOTES DTD 11/02/2015 1.875% 10/31/2022	912828M49	750,000.00	AA+	Aaa	03/12/19	03/13/19	735,585.94	2.43	5,884.85	737,700.68	756,591.75
US TREASURY NOTES DTD 11/15/2012 1.625% 11/15/2022	912828TY6	725,000.00	AA+	Aaa	07/01/19	07/03/19	721,743.16	1.76	4,449.98	721,976.57	725,991.08



Managed Account Detail of Securities Held

For the Month Ending **September 30, 2019**

CITY OF LAKEWOOD - 51260100

Security Type/Description Dated Date/Coupon/Maturity	CUSIP	Par	S&P Rating	Moody's Rating	Trade Date	Settle Date	Original Cost	YTM at Cost	Accrued Interest	Amortized Cost	Market Value
U.S. Treasury Bond / Note											
US TREASURY NOTES DTD 03/31/2016 1.500% 03/31/2023	912828Q29	750,000.00	AA+	Aaa	03/12/19	03/13/19	723,076.17	2.44	30.74	726,596.66	748,271.25
US TREASURY N/B NOTES DTD 05/31/2016 1.625% 05/31/2023	912828R69	750,000.00	AA+	Aaa	03/12/19	03/13/19	725,683.59	2.44	4,095.80	728,744.71	751,464.75
US TREASURY NOTES DTD 06/30/2016 1.375% 06/30/2023	912828S35	500,000.00	AA+	Aaa	06/17/19	06/18/19	490,781.25	1.85	1,737.43	491,414.54	496,347.50
US TREASURY NOTES DTD 08/01/2016 1.250% 07/31/2023	912828S92	1,000,000.00	AA+	Aaa	06/24/19	06/26/19	981,015.63	1.73	2,105.98	982,210.34	987,930.00
US TREASURY NOTES DTD 08/31/2016 1.375% 08/31/2023	912828D1	1,800,000.00	AA+	Aaa	06/03/19	06/05/19	1,764,632.81	1.86	2,107.83	1,767,237.17	1,786,921.20
US TREASURY NOTES DTD 01/03/2017 2.250% 12/31/2023	912828V23	650,000.00	AA+	Aaa	04/02/19	04/04/19	648,654.30	2.30	3,695.99	648,797.16	668,001.75
UNITED STATES TREASURY NOTES DTD 02/28/2019 2.375% 02/29/2024	912828G0	550,000.00	AA+	Aaa	03/05/19	03/07/19	545,337.89	2.56	1,112.47	545,840.31	569,013.50
US TREASURY N/B DTD 03/31/2017 2.125% 03/31/2024	912828W71	650,000.00	AA+	Aaa	04/02/19	04/04/19	644,998.05	2.29	37.74	645,467.04	665,717.00
US TREASURY N/B NOTES DTD 05/01/2017 2.000% 04/30/2024	912828X70	1,200,000.00	AA+	Aaa	05/09/19	05/10/19	1,186,078.13	2.25	10,043.48	1,187,121.95	1,222,827.60
US TREASURY NOTES DTD 05/15/2014 2.500% 05/15/2024	912828WJ5	540,000.00	AA+	Aaa	06/03/19	06/05/19	555,229.69	1.90	5,099.18	554,285.34	562,232.88
Security Type Sub-Total		19,670,000.00					19,428,065.44	2.31	89,019.23	19,474,528.10	19,841,121.46
Supra-National Agency Bond / Note											
INTL BANK OF RECONSTRUCTION AND DEV NOTE DTD 09/19/2017 1.561% 09/12/2020	45905UP32	350,000.00	AAA	Aaa	09/12/17	09/19/17	349,160.00	1.64	288.35	349,728.51	349,229.30
INTER-AMERICAN DEVELOPMENT BANK DTD 11/08/2013 2.125% 11/09/2020	4581X0CD8	345,000.00	AAA	Aaa	10/02/17	10/10/17	348,197.84	1.81	2,891.77	346,168.59	346,066.74



Managed Account Detail of Securities Held

For the Month Ending **September 30, 2019**

CITY OF LAKEWOOD - 51260100

Security Type/Description Dated Date/Coupon/Maturity	CUSIP	Par	S&P Rating	Moody's Rating	Trade Date	Settle Date	Original Cost	YTM at Cost	Accrued Interest	Amortized Cost	Market Value
Supra-National Agency Bond / Note											
INTERNATIONAL FINANCE CORPORATION NOTE DTD 03/16/2018 2.635% 03/09/2021	45950VLQ7	375,000.00	AAA	Aaa	03/09/18	03/16/18	374,718.75	2.66	603.85	374,860.89	377,781.75
INTER-AMERICAN DEVELOPMENT BANK NOTE DTD 04/19/2018 2.625% 04/19/2021	4581X0DB1	415,000.00	AAA	Aaa	04/12/18	04/19/18	414,087.00	2.70	4,902.19	414,519.20	420,370.10
INTL BANK OF RECONSTRUCTION AND DEV NOTE DTD 07/25/2018 2.750% 07/23/2021	459058GH0	510,000.00	AAA	Aaa	07/18/18	07/25/18	508,806.60	2.83	2,649.17	509,266.23	519,440.10

Security Type Sub-Total		1,995,000.00					1,994,970.19	2.39	11,335.33	1,994,543.42	2,012,887.99
--------------------------------	--	---------------------	--	--	--	--	---------------------	-------------	------------------	---------------------	---------------------

Municipal Bond / Note											
CA ST TXBL GO BONDS DTD 04/25/2018 2.800% 04/01/2021	13063DGA0	435,000.00	AA-	Aa3	04/18/18	04/25/18	435,017.40	2.80	6,090.00	435,006.55	441,329.25
SAN DIEGO CCD, CA TXBL GO BONDS DTD 10/16/2019 1.996% 08/01/2023	797272QN4	70,000.00	AAA	Aaa	09/18/19	10/16/19	70,000.00	2.00	0.00	70,000.00	70,445.90
TAMALPAIS UHSD, CA TXBL GO BONDS DTD 10/09/2019 1.971% 08/01/2023	874857KJ3	160,000.00	NR	Aaa	09/20/19	10/09/19	160,000.00	1.97	0.00	160,000.00	160,582.40
SAN JOSE, CA TXBL GO BONDS DTD 07/25/2019 2.300% 09/01/2023	798135H51	325,000.00	AA+	Aa1	07/09/19	07/25/19	327,154.75	2.13	622.92	327,059.14	329,257.50
SAN DIEGO CCD, CA TXBL GO BONDS DTD 10/16/2019 2.046% 08/01/2024	797272QP9	35,000.00	AAA	Aaa	09/18/19	10/16/19	35,000.00	2.05	0.00	35,000.00	35,318.85
TAMALPAIS UHSD, CA TXBL GO BONDS DTD 10/09/2019 2.021% 08/01/2024	874857KK0	135,000.00	NR	Aaa	09/20/19	10/09/19	135,000.00	2.02	0.00	135,000.00	135,584.55

Security Type Sub-Total		1,160,000.00					1,162,172.15	2.34	6,712.92	1,162,065.69	1,172,518.45
--------------------------------	--	---------------------	--	--	--	--	---------------------	-------------	-----------------	---------------------	---------------------

Federal Agency Collateralized Mortgage Obligation											
FNA 2018-M5 A2 DTD 04/01/2018 3.560% 09/25/2021	3136B1XP4	183,490.51	AA+	Aaa	04/11/18	04/30/18	187,140.32	2.27	544.36	185,568.75	186,889.03



Managed Account Detail of Securities Held

For the Month Ending **September 30, 2019**

CITY OF LAKEWOOD - 51260100

Security Type/Description Dated Date/Coupon/Maturity	CUSIP	Par	S&P Rating	Moody's Rating	Trade Date	Settle Date	Original Cost	YTM at Cost	Accrued Interest	Amortized Cost	Market Value
Federal Agency Collateralized Mortgage Obligation											
FHMS KP05 A DTD 12/01/2018 3.203% 07/01/2023	3137FKK39	152,611.76	AA+	Aaa	12/07/18	12/17/18	152,611.30	3.11	407.35	152,611.30	155,243.61
Security Type Sub-Total		336,102.27					339,751.62	2.65	951.71	338,180.05	342,132.64
Federal Agency Bond / Note											
FNMA NOTES DTD 08/01/2017 1.500% 07/30/2020	3135G0T60	400,000.00	AA+	Aaa	08/31/17	09/01/17	400,104.00	1.49	1,016.67	400,030.52	398,910.00
FANNIE MAE NOTES DTD 11/01/2018 2.875% 10/30/2020	3135G0U84	725,000.00	AA+	Aaa	11/02/18	11/06/18	723,970.50	2.95	8,742.80	724,432.86	732,840.88
FEDERAL HOME LOAN BANKS NOTES DTD 10/12/2018 3.000% 10/12/2021	3130AF5B9	725,000.00	AA+	Aaa	11/02/18	11/06/18	724,579.50	3.02	10,210.42	724,711.62	744,218.30
FANNIE MAE NOTES DTD 01/11/2019 2.625% 01/11/2022	3135G0U92	370,000.00	AA+	Aaa	01/09/19	01/11/19	369,733.60	2.65	2,158.33	369,795.89	377,903.94
FHLB BONDS DTD 02/15/2019 2.500% 02/13/2024	3130AFW94	540,000.00	AA+	Aaa	02/14/19	02/15/19	538,088.40	2.58	1,800.00	538,315.28	560,460.06
Security Type Sub-Total		2,760,000.00					2,756,476.00	2.65	23,928.22	2,757,286.17	2,814,333.18
Corporate Note											
CITIGROUP INC CORP NOTES DTD 10/26/2015 2.650% 10/26/2020	172967KB6	200,000.00	BBB+	A3	09/22/17	09/26/17	202,224.00	2.27	2,281.94	200,789.51	201,224.60
AMERICAN EXPRESS CO CORP (CALLABLE) NOTE DTD 10/30/2017 2.200% 10/30/2020	025816BP3	175,000.00	BBB+	A3	10/23/17	10/30/17	174,772.50	2.25	1,614.86	174,916.33	175,260.93
JOHNSON & JOHNSON CORP NOTE DTD 11/10/2017 1.950% 11/10/2020	478160CH5	80,000.00	AAA	Aaa	11/08/17	11/10/17	79,914.40	1.99	611.00	79,967.79	80,036.16
PACCAR FINANCIAL CORP NOTES DTD 11/13/2017 2.050% 11/13/2020	69371RN85	100,000.00	A+	A1	11/06/17	11/13/17	99,991.00	2.05	785.83	99,996.59	100,148.60
VISA INC (CALLABLE) CORP NOTES DTD 12/14/2015 2.200% 12/14/2020	92826CAB8	100,000.00	AA-	Aa3	08/25/17	08/30/17	101,100.00	1.85	653.89	100,392.22	100,371.20



Managed Account Detail of Securities Held

For the Month Ending **September 30, 2019**

CITY OF LAKEWOOD - 51260100

Security Type/Description Dated Date/Coupon/Maturity	CUSIP	Par	S&P Rating	Moody's Rating	Trade Date	Settle Date	Original Cost	YTM at Cost	Accrued Interest	Amortized Cost	Market Value
Corporate Note											
JOHN DEERE CAPITAL CORP NOTES DTD 01/08/2018 2.350% 01/08/2021	24422ETZ2	75,000.00	A	A2	01/03/18	01/08/18	74,961.00	2.37	406.35	74,983.17	75,436.13
AMERICAN HONDA FINANCE DTD 02/15/2018 2.650% 02/12/2021	02665WCD1	50,000.00	A	A2	02/12/18	02/15/18	49,930.00	2.70	180.35	49,967.37	50,486.50
PACCAR FINANCIAL CORP NOTES DTD 02/27/2018 2.800% 03/01/2021	69371RN93	120,000.00	A+	A1	02/22/18	02/27/18	119,941.20	2.82	280.00	119,971.61	121,448.40
JOHN DEERE CAPITAL CORP NOTES DTD 03/13/2018 2.875% 03/12/2021	24422EUD9	175,000.00	A	A2	03/08/18	03/13/18	174,881.00	2.90	265.54	174,941.22	177,267.83
NATIONAL RURAL UTIL COOP NOTE DTD 02/26/2018 2.900% 03/15/2021	63743HER9	155,000.00	A	A2	02/21/18	02/26/18	154,827.95	2.94	199.78	154,915.32	156,941.84
UNILEVER CAPITAL CORP NOTES DTD 03/22/2018 2.750% 03/22/2021	904764AZ0	375,000.00	A+	A1	03/19/18	03/22/18	373,083.75	2.93	257.81	374,037.06	379,303.88
UNITED PARCEL SERVICE CORPORATE BOND DTD 11/14/2017 2.050% 04/01/2021	911312BP0	220,000.00	A	A2	11/09/17	11/14/17	219,652.40	2.10	2,255.00	219,841.77	220,170.28
TOYOTA MOTOR CREDIT CORP NOTES DTD 04/13/2018 2.950% 04/13/2021	89236TEU5	110,000.00	AA-	Aa3	04/10/18	04/13/18	109,956.00	2.96	1,514.33	109,977.03	111,772.54
BANK OF NEW YORK MELLON CORP (CALLABLE) DTD 02/19/2016 2.500% 04/15/2021	06406FAA1	175,000.00	A	A1	02/14/18	02/16/18	172,723.25	2.93	2,017.36	173,868.34	176,340.68
MORGAN STANLEY CORP NOTES DTD 04/21/2016 2.500% 04/21/2021	61746BEA0	175,000.00	BBB+	A3	02/13/18	02/15/18	172,060.00	3.06	1,944.44	173,530.14	176,173.38
HERSHEY COMPANY CORP NOTES DTD 05/10/2018 3.100% 05/15/2021	427866BA5	135,000.00	A	A1	05/03/18	05/10/18	134,906.85	3.12	1,581.00	134,948.56	137,255.18
CHARLES SCHWAB CORP NOTES DTD 05/22/2018 3.250% 05/21/2021	808513AW5	175,000.00	A	A2	05/17/18	05/22/18	174,994.75	3.25	2,053.82	174,997.00	178,609.38
WAL-MART STORES INC CORP NOTES DTD 06/27/2018 3.125% 06/23/2021	931142EJ8	260,000.00	AA	Aa2	06/20/18	06/27/18	259,987.00	3.13	2,211.81	259,991.95	265,868.46



Managed Account Detail of Securities Held

For the Month Ending **September 30, 2019**

CITY OF LAKEWOOD - 51260100

Security Type/Description Dated Date/Coupon/Maturity	CUSIP	Par	S&P Rating	Moody's Rating	Trade Date	Settle Date	Original Cost	YTM at Cost	Accrued Interest	Amortized Cost	Market Value
Corporate Note											
CATERPILLAR FINANCIAL SERVICES CORP CORP DTD 09/07/2018 3.150% 09/07/2021	14913Q2N8	100,000.00	A	A3	09/04/18	09/07/18	99,923.00	3.18	210.00	99,949.56	102,068.80
3M COMPANY DTD 09/14/2018 3.000% 09/14/2021	88579YBA8	90,000.00	AA-	A1	09/11/18	09/14/18	89,815.50	3.07	127.50	89,878.02	91,635.12
PFIZER INC CORP NOTE DTD 09/07/2018 3.000% 09/15/2021	717081EM1	235,000.00	AA-	A1	09/04/18	09/07/18	234,682.75	3.05	313.33	234,790.72	239,758.05
CITIGROUP INC CORP (CALLABLE) NOTE DTD 12/08/2016 2.900% 12/08/2021	172967LC3	150,000.00	BBB+	A3	01/15/19	01/17/19	147,271.50	3.57	1,365.42	147,915.18	152,213.10
HOME DEPOT INC DTD 12/06/2018 3.250% 03/01/2022	437076BV3	105,000.00	A	A2	11/27/18	12/06/18	104,712.30	3.34	284.38	104,779.67	108,583.76
EXXON MOBIL CORP (CALLABLE) NOTE DTD 03/06/2015 2.397% 03/06/2022	30231GAJ1	175,000.00	AA+	Aaa	11/26/18	11/28/18	169,687.00	3.38	291.30	171,002.44	177,668.05
BANK OF NY MELLON CORP CORP NOTES DTD 08/23/2019 1.950% 08/23/2022	06406RAK3	55,000.00	A	A1	08/20/19	08/23/19	54,982.40	1.96	113.21	54,983.00	55,029.81
AMERICAN HONDA FINANCE CORP NOTES DTD 11/16/2017 2.600% 11/16/2022	02665WCA7	350,000.00	A	A2	07/01/19	07/03/19	353,937.50	2.25	3,412.50	353,664.24	355,416.25
JPMORGAN CHASE & CO CORP NOTES DTD 05/18/2016 2.700% 05/18/2023	46625HRL6	525,000.00	A-	A2	04/02/19	04/04/19	519,408.75	2.98	5,236.88	520,049.93	533,826.30
GENERAL DYNAMICS CORP CORP NOTES DTD 08/12/2016 1.875% 08/15/2023	369550AW8	210,000.00	A+	A2	07/11/19	07/15/19	207,475.80	2.18	503.13	207,602.61	209,377.77
TOYOTA MOTOR CREDIT CORP CORP NOTES DTD 10/18/2016 2.250% 10/18/2023	89236TDK8	375,000.00	AA-	Aa3	07/11/19	07/15/19	375,660.00	2.21	3,820.31	375,633.14	377,972.25
BANK OF AMERICA CORP NOTE DTD 01/21/2014 4.125% 01/22/2024	06051GFB0	325,000.00	A-	A2	07/17/19	07/19/19	346,011.25	2.60	2,569.53	345,127.33	349,793.93
3M COMPANY DTD 09/14/2018 3.250% 02/14/2024	88579YBB6	300,000.00	AA-	A1	06/17/19	06/19/19	311,115.00	2.40	1,272.92	310,477.41	315,485.10



Managed Account Detail of Securities Held

For the Month Ending **September 30, 2019**

CITY OF LAKEWOOD - 51260100

Security Type/Description Dated Date/Coupon/Maturity	CUSIP	Par	S&P Rating	Moody's Rating	Trade Date	Settle Date	Original Cost	YTM at Cost	Accrued Interest	Amortized Cost	Market Value
Corporate Note											
GOLDMAN SACHS CORP NOTES DTD 03/03/2014 4.000% 03/03/2024	38141GVM3	350,000.00	BBB+	A3	04/02/19	04/04/19	360,251.50	3.35	1,088.89	359,305.86	372,968.05
MASTERCARD INC CORP NOTES DTD 03/31/2014 3.375% 04/01/2024	57636QAB0	175,000.00	A+	A1	04/02/19	04/04/19	180,498.50	2.70	2,953.13	179,989.27	185,862.95
US BANCORP DTD 07/29/2019 2.400% 07/30/2024	91159HHX1	300,000.00	A+	A1	08/02/19	08/06/19	302,298.00	2.24	1,240.00	302,231.27	303,857.40
WALT DISNEY COMPANY/THE DTD 09/06/2019 1.750% 08/30/2024	254687FK7	350,000.00	A	A2	09/03/19	09/06/19	348,572.00	1.84	425.35	348,591.03	346,551.10
COCA-COLA CO/THE DTD 09/06/2019 1.750% 09/06/2024	191216CL2	185,000.00	A+	A1	09/06/19	09/10/19	184,008.40	1.86	224.83	184,019.54	183,265.26
Security Type Sub-Total		7,210,000.00					7,240,218.20	2.66	46,567.72	7,242,023.20	7,345,449.02
Certificate of Deposit											
BANK OF MONTREAL CHICAGO CERT DEPOS DTD 08/03/2018 3.190% 08/03/2020	06370REU9	550,000.00	A-1	P-1	08/01/18	08/03/18	550,000.00	3.23	2,777.96	550,000.00	554,668.95
WESTPAC BANKING CORP NY CD DTD 08/07/2017 2.050% 08/03/2020	96121T4A3	650,000.00	A-1+	P-1	08/03/17	08/07/17	650,000.00	2.05	1,998.75	650,000.00	651,360.45
SWEDBANK (NEW YORK) CERT DEPOS DTD 11/17/2017 2.270% 11/16/2020	87019U6D6	375,000.00	AA-	Aa2	11/16/17	11/17/17	375,000.00	2.30	3,263.13	375,000.00	375,703.88
CREDIT AGRICOLE CIB NY CERT DEPOS DTD 04/04/2019 2.830% 04/02/2021	22535CDU2	365,000.00	A+	Aa3	04/03/19	04/04/19	365,000.00	2.85	5,164.75	365,000.00	368,771.18
ROYAL BANK OF CANADA NY CD DTD 06/08/2018 3.240% 06/07/2021	78012UEE1	550,000.00	AA-	Aa2	06/07/18	06/08/18	550,000.00	3.24	5,643.00	550,000.00	563,148.85
NORDEA BANK ABP NEW YORK CERT DEPOS DTD 08/29/2019 1.850% 08/26/2022	65558TLL7	380,000.00	AA-	Aa3	08/27/19	08/29/19	380,000.00	1.87	644.42	380,000.00	380,418.38
SKANDINAV ENSKILDA BANK LT CD DTD 09/03/2019 1.860% 08/26/2022	83050PDR7	380,000.00	A+	Aa2	08/29/19	09/03/19	380,000.00	1.88	549.73	380,000.00	380,527.06
Security Type Sub-Total		3,250,000.00					3,250,000.00	2.53	20,041.74	3,250,000.00	3,274,598.75



Managed Account Detail of Securities Held

For the Month Ending September 30, 2019

CITY OF LAKEWOOD - 51260100											
Security Type/Description			S&P	Moody's	Trade	Settle	Original	YTM	Accrued	Amortized	Market
Dated Date/Coupon/Maturity	CUSIP	Par	Rating	Rating	Date	Date	Cost	at Cost	Interest	Cost	Value
Asset-Backed Security											
COMET 2019-A2 A2	14041NFU0	735,000.00	AAA	NR	08/28/19	09/05/19	734,814.93	1.73	913.03	734,818.27	732,037.73
DTD 09/05/2019 1.720% 08/15/2024											
Security Type Sub-Total		735,000.00					734,814.93	1.73	913.03	734,818.27	732,037.73
Managed Account Sub-Total		37,116,102.27					36,906,468.53	2.42	199,469.90	36,953,444.90	37,535,079.22
Securities Sub-Total		\$37,116,102.27					\$36,906,468.53	2.42%	\$199,469.90	\$36,953,444.90	\$37,535,079.22
Accrued Interest											\$199,469.90
Total Investments											\$37,734,549.12

Bolded items are forward settling trades.



Managed Account Fair Market Value & Analytics

For the Month Ending **September 30, 2019**

CITY OF LAKEWOOD - 51260100

Security Type/Description Dated Date/Coupon/Maturity	CUSIP	Par	Broker	Next Call Date	Market Price	Market Value	Unreal G/L On Cost	Unreal G/L Amort Cost	Effective Duration	Duration to Worst at Mkt	YTM
U.S. Treasury Bond / Note											
US TREASURY NOTES DTD 11/30/2015 1.625% 11/30/2020	912828M98	255,000.00	JPM_CHAS		99.80	254,482.10	587.76	(92.78)	1.14	1.14	1.80
US TREASURY NOTES DTD 01/31/2016 1.375% 01/31/2021	912828N89	450,000.00	MORGAN_S		99.48	447,644.70	6,644.70	1,610.70	1.31	1.31	1.77
US TREASURY NOTES DTD 06/02/2014 2.000% 05/31/2021	912828WN6	1,750,000.00	JPM_CHAS		100.46	1,758,134.00	39,237.52	25,768.50	1.62	1.62	1.72
US TREASURY NOTES DTD 08/15/2018 2.750% 08/15/2021	9128284W7	275,000.00	NOMURA		101.96	280,381.75	6,423.74	6,068.75	1.82	1.82	1.68
US TREASURY NOTES DTD 08/15/2018 2.750% 08/15/2021	9128284W7	325,000.00	GOLDMAN		101.96	331,360.25	7,629.78	7,196.70	1.82	1.82	1.68
US TREASURY NOTES DTD 08/15/2018 2.750% 08/15/2021	9128284W7	375,000.00	MERRILL		101.96	382,338.75	7,617.07	7,516.51	1.82	1.82	1.68
US TREASURY NOTES DTD 08/15/2018 2.750% 08/15/2021	9128284W7	600,000.00	NOMURA		101.96	611,742.00	14,296.69	13,418.86	1.82	1.82	1.68
US TREASURY NOTES DTD 08/15/2018 2.750% 08/15/2021	9128284W7	1,000,000.00	MERRILL		101.96	1,019,570.00	18,749.69	19,033.28	1.82	1.82	1.68
UNITED STATES TREASURY NOTES DTD 10/15/2018 2.875% 10/15/2021	9128285F3	725,000.00	MERRILL		102.44	742,700.15	15,632.77	16,189.37	1.96	1.96	1.65
US TREASURY NOTES DTD 01/31/2017 1.875% 01/31/2022	912828V72	2,100,000.00	CITIGRP		100.55	2,111,648.70	49,875.26	41,019.91	2.27	2.27	1.63
US TREASURY N/B NOTES DTD 06/01/2015 1.875% 05/31/2022	912828XD7	1,200,000.00	BNP_PARI		100.73	1,208,812.80	7,125.30	7,302.61	2.58	2.58	1.59
US TREASURY NOTES DTD 08/15/2012 1.625% 08/15/2022	912828TJ9	750,000.00	JPM_CHAS		100.13	750,996.00	20,742.09	17,643.16	2.79	2.79	1.58
US TREASURY N/B NOTES DTD 11/02/2015 1.875% 10/31/2022	912828M49	750,000.00	BARCLAYS		100.88	756,591.75	21,005.81	18,891.07	2.97	2.97	1.58
US TREASURY NOTES DTD 11/15/2012 1.625% 11/15/2022	912828TY6	725,000.00	RBC		100.14	725,991.08	4,247.92	4,014.51	3.02	3.02	1.58
US TREASURY NOTES DTD 03/31/2016 1.500% 03/31/2023	912828O29	750,000.00	BARCLAYS		99.77	748,271.25	25,195.08	21,674.59	3.40	3.40	1.57
US TREASURY N/B NOTES DTD 05/31/2016 1.625% 05/31/2023	912828R69	750,000.00	BARCLAYS		100.20	751,464.75	25,781.16	22,720.04	3.53	3.53	1.57
US TREASURY NOTES DTD 06/30/2016 1.375% 06/30/2023	912828S35	500,000.00	BNP_PARI		99.27	496,347.50	5,566.25	4,932.96	3.63	3.63	1.58



Managed Account Fair Market Value & Analytics

For the Month Ending **September 30, 2019**

CITY OF LAKEWOOD - 51260100

Security Type/Description Dated Date/Coupon/Maturity	CUSIP	Par	Broker	Next Call Date	Market Price	Market Value	Unreal G/L On Cost	Unreal G/L Amort Cost	Effective Duration	Duration to Worst at Mkt	YTM
U.S. Treasury Bond / Note											
US TREASURY NOTES DTD 08/01/2016 1.250% 07/31/2023	912828S92	1,000,000.00	BARCLAYS		98.79	987,930.00	6,914.37	5,719.66	3.72	3.72	1.58
US TREASURY NOTES DTD 08/31/2016 1.375% 08/31/2023	912828D1	1,800,000.00	BNP_PARI		99.27	1,786,921.20	22,288.39	19,684.03	3.79	3.79	1.57
US TREASURY NOTES DTD 01/03/2017 2.250% 12/31/2023	912828V23	650,000.00	BNP_PARI		102.77	668,001.75	19,347.45	19,204.59	4.03	4.03	1.57
UNITED STATES TREASURY NOTES DTD 02/28/2019 2.375% 02/29/2024	9128286G0	550,000.00	BNP_PARI		103.46	569,013.50	23,675.61	23,173.19	4.18	4.18	1.56
US TREASURY N/B DTD 03/31/2017 2.125% 03/31/2024	912828W71	650,000.00	MERRILL		102.42	665,717.00	20,718.95	20,249.96	4.28	4.28	1.57
US TREASURY N/B NOTES DTD 05/01/2017 2.000% 04/30/2024	912828X70	1,200,000.00	BNP_PARI		101.90	1,222,827.60	36,749.47	35,705.65	4.34	4.34	1.57
US TREASURY NOTES DTD 05/15/2014 2.500% 05/15/2024	912828WJ5	540,000.00	BNP_PARI		104.12	562,232.88	7,003.19	7,947.54	4.33	4.33	1.57
Security Type Sub-Total		19,670,000.00				19,841,121.46	413,056.02	366,593.36	2.90	2.90	1.62
Supra-National Agency Bond / Note											
INTL BANK OF RECONSTRUCTION AND DEV NOTE DTD 09/19/2017 1.561% 09/12/2020	45905UP32	350,000.00	HSBC		99.78	349,229.30	69.30	(499.21)	0.94	0.94	1.80
INTER-AMERICAN DEVELOPMENT BANK DTD 11/08/2013 2.125% 11/09/2020	4581X0CD8	345,000.00	HSBC		100.31	346,066.74	(2,131.10)	(101.85)	1.08	1.08	1.84
INTERNATIONAL FINANCE CORPORATION NOTE DTD 03/16/2018 2.635% 03/09/2021	45950VLO7	375,000.00	HSBC		100.74	377,781.75	3,063.00	2,920.86	1.41	1.41	2.11
INTER-AMERICAN DEVELOPMENT BANK NOTE DTD 04/19/2018 2.625% 04/19/2021	4581X0DB1	415,000.00	CITIGRP		101.29	420,370.10	6,283.10	5,850.90	1.50	1.50	1.78
INTL BANK OF RECONSTRUCTION AND DEV NOTE DTD 07/25/2018 2.750% 07/23/2021	459058GH0	510,000.00	MORGAN_S		101.85	519,440.10	10,633.50	10,173.87	1.76	1.76	1.71
Security Type Sub-Total		1,995,000.00				2,012,887.99	17,917.80	18,344.57	1.38	1.38	1.84



Managed Account Fair Market Value & Analytics

For the Month Ending **September 30, 2019**

CITY OF LAKEWOOD - 51260100

Security Type/Description Dated Date/Coupon/Maturity	CUSIP	Par	Broker	Next Call Date	Market Price	Market Value	Unreal G/L On Cost	Unreal G/L Amort Cost	Effective Duration	Duration to Worst at Mkt	YTM
Municipal Bond / Note											
CA ST TXBL GO BONDS DTD 04/25/2018 2.800% 04/01/2021	13063DGA0	435,000.00	JPM_CHAS		101.46	441,329.25	6,311.85	6,322.70	1.45	1.45	1.81
SAN DIEGO CCD, CA TXBL GO BONDS DTD 10/16/2019 1.996% 08/01/2023	797272QN4	70,000.00	RBC		100.64	70,445.90	445.90	445.90	3.64	3.64	1.82
TAMALPAIS UHSD, CA TXBL GO BONDS DTD 10/09/2019 1.971% 08/01/2023	874857KJ3	160,000.00	RBC		100.36	160,582.40	582.40	582.40	3.66	3.66	1.87
SAN JOSE, CA TXBL GO BONDS DTD 07/25/2019 2.300% 09/01/2023	798135H51	325,000.00	MORGAN_S		101.31	329,257.50	2,102.75	2,198.36	3.73	3.73	1.95
SAN DIEGO CCD, CA TXBL GO BONDS DTD 10/16/2019 2.046% 08/01/2024	797272QP9	35,000.00	RBC		100.91	35,318.85	318.85	318.85	4.55	4.55	1.85
TAMALPAIS UHSD, CA TXBL GO BONDS DTD 10/09/2019 2.021% 08/01/2024	874857KK0	135,000.00	RBC		100.43	135,584.55	584.55	584.55	4.56	4.56	1.93
Security Type Sub-Total		1,160,000.00				1,172,518.45	10,346.30	10,452.76	2.98	2.98	1.87
Federal Agency Collateralized Mortgage Obligation											
FNA 2018-M5 A2 DTD 04/01/2018 3.560% 09/25/2021	3136B1XP4	183,490.51	JPM_CHAS		101.85	186,889.03	(251.29)	1,320.28	1.44	1.02	1.53
FHMS KP05 A DTD 12/01/2018 3.203% 07/01/2023	3137FKK39	152,611.76	CSFB		101.72	155,243.61	2,632.31	2,632.31	1.53	1.91	2.20
Security Type Sub-Total		336,102.27				342,132.64	2,381.02	3,952.59	1.48	1.43	1.83
Federal Agency Bond / Note											
FNMA NOTES DTD 08/01/2017 1.500% 07/30/2020	3135G0T60	400,000.00	NOMURA		99.73	398,910.00	(1,194.00)	(1,120.52)	0.82	0.82	1.83
FANNIE MAE NOTES DTD 11/01/2018 2.875% 10/30/2020	3135G0U84	725,000.00	TD		101.08	732,840.88	8,870.38	8,408.02	1.05	1.05	1.86



Managed Account Fair Market Value & Analytics

For the Month Ending **September 30, 2019**

CITY OF LAKEWOOD - 51260100

Security Type/Description Dated Date/Coupon/Maturity	CUSIP	Par	Broker	Next Call Date	Market Price	Market Value	Unreal G/L On Cost	Unreal G/L Amort Cost	Effective Duration	Duration to Worst at Mkt	YTM
Federal Agency Bond / Note											
FEDERAL HOME LOAN BANKS NOTES DTD 10/12/2018 3.000% 10/12/2021	3130AF5B9	725,000.00	CITIGRP		102.65	744,218.30	19,638.80	19,506.68	1.95	1.95	1.67
FANNIE MAE NOTES DTD 01/11/2019 2.625% 01/11/2022	3135G0U92	370,000.00	NOMURA		102.14	377,903.94	8,170.34	8,108.05	2.20	2.20	1.67
FHLB BONDS DTD 02/15/2019 2.500% 02/13/2024	3130AFW94	540,000.00	BARCLAYS		103.79	560,460.06	22,371.66	22,144.78	4.13	4.13	1.60
Security Type Sub-Total		2,760,000.00				2,814,333.18	57,857.18	57,047.01	2.02	2.02	1.73
Corporate Note											
CITIGROUP INC CORP NOTES DTD 10/26/2015 2.650% 10/26/2020	172967KB6	200,000.00	GOLDMAN		100.61	201,224.60	(999.40)	435.09	1.04	1.04	2.07
AMERICAN EXPRESS CO CORP (CALLABLE) NOTE DTD 10/30/2017 2.200% 10/30/2020	025816BP3	175,000.00	RBC	09/29/20	100.15	175,260.93	488.43	344.60	1.01	0.97	2.06
JOHNSON & JOHNSON CORP NOTE DTD 11/10/2017 1.950% 11/10/2020	478160CH5	80,000.00	JPM_CHAS		100.05	80,036.16	121.76	68.37	1.09	1.09	1.91
PACCAR FINANCIAL CORP NOTES DTD 11/13/2017 2.050% 11/13/2020	69371RN85	100,000.00	CITIGRP		100.15	100,148.60	157.60	152.01	1.09	1.09	1.91
VISA INC (CALLABLE) CORP NOTES DTD 12/14/2015 2.200% 12/14/2020	92826CAB8	100,000.00	FIFTH_3R	11/14/20	100.37	100,371.20	(728.80)	(21.02)	1.13	1.10	1.89
JOHN DEERE CAPITAL CORP NOTES DTD 01/08/2018 2.350% 01/08/2021	24422ETZ2	75,000.00	HSBC		100.58	75,436.13	475.13	452.96	1.24	1.24	1.88
AMERICAN HONDA FINANCE DTD 02/15/2018 2.650% 02/12/2021	02665WCD1	50,000.00	MIZUHO		100.97	50,486.50	556.50	519.13	1.33	1.33	1.92
PACCAR FINANCIAL CORP NOTES DTD 02/27/2018 2.800% 03/01/2021	69371RN93	120,000.00	JPM_CHAS		101.21	121,448.40	1,507.20	1,476.79	1.39	1.39	1.93
JOHN DEERE CAPITAL CORP NOTES DTD 03/13/2018 2.875% 03/12/2021	24422EUD9	175,000.00	BARCLAYS		101.30	177,267.83	2,386.83	2,326.61	1.42	1.42	1.96
NATIONAL RURAL UTIL COOP NOTE DTD 02/26/2018 2.900% 03/15/2021	63743HER9	155,000.00	RBC		101.25	156,941.84	2,113.89	2,026.52	1.42	1.42	2.02
UNILEVER CAPITAL CORP NOTES DTD 03/22/2018 2.750% 03/22/2021	904764AZ0	375,000.00	CITIGRP		101.15	379,303.88	6,220.13	5,266.82	1.44	1.44	1.96



Managed Account Fair Market Value & Analytics

For the Month Ending **September 30, 2019**

CITY OF LAKEWOOD - 51260100

Security Type/Description Dated Date/Coupon/Maturity	CUSIP	Par	Broker	Next Call Date	Market Price	Market Value	Unreal G/L On Cost	Unreal G/L Amort Cost	Effective Duration	Duration to Worst at Mkt	YTM
Corporate Note											
UNITED PARCEL SERVICE CORPORATE BOND DTD 11/14/2017 2.050% 04/01/2021	911312BP0	220,000.00	JPM_CHAS		100.08	220,170.28	517.88	328.51	1.46	1.46	2.00
TOYOTA MOTOR CREDIT CORP NOTES DTD 04/13/2018 2.950% 04/13/2021	89236TEU5	110,000.00	JPM_CHAS		101.61	111,772.54	1,816.54	1,795.51	1.48	1.48	1.88
BANK OF NEW YORK MELLON CORP (CALLABLE) DTD 02/19/2016 2.500% 04/15/2021	06406FAA1	175,000.00	BNP_PARI	03/15/21	100.77	176,340.68	3,617.43	2,472.34	1.43	1.41	1.99
MORGAN STANLEY CORP NOTES DTD 04/21/2016 2.500% 04/21/2021	61746BEA0	175,000.00	GOLDMAN		100.67	176,173.38	4,113.38	2,643.24	1.51	1.51	2.06
HERSHEY COMPANY CORP NOTES DTD 05/10/2018 3.100% 05/15/2021	427866BA5	135,000.00	MERRILL		101.67	137,255.18	2,348.33	2,306.62	1.56	1.56	2.05
CHARLES SCHWAB CORP NOTES DTD 05/22/2018 3.250% 05/21/2021	808513AW5	175,000.00	CSFB		102.06	178,609.38	3,614.63	3,612.38	1.58	1.58	1.97
WAL-MART STORES INC CORP NOTES DTD 06/27/2018 3.125% 06/23/2021	931142EJ8	260,000.00	CITIGRP		102.26	265,868.46	5,881.46	5,876.51	1.67	1.67	1.79
CATERPILLAR FINANCIAL SERVICES CORP CORP DTD 09/07/2018 3.150% 09/07/2021	14913Q2N8	100,000.00	BARCLAYS		102.07	102,068.80	2,145.80	2,119.24	1.87	1.87	2.05
3M COMPANY DTD 09/14/2018 3.000% 09/14/2021	88579YBA8	90,000.00	CITIGRP		101.82	91,635.12	1,819.62	1,757.10	1.89	1.89	2.05
PFIZER INC CORP NOTE DTD 09/07/2018 3.000% 09/15/2021	717081EM1	235,000.00	CSFB		102.02	239,758.05	5,075.30	4,967.33	1.90	1.90	1.94
CITIGROUP INC CORP (CALLABLE) NOTE DTD 12/08/2016 2.900% 12/08/2021	172967LC3	150,000.00	RBC	11/08/21	101.48	152,213.10	4,941.60	4,297.92	2.04	2.02	2.20
HOME DEPOT INC DTD 12/06/2018 3.250% 03/01/2022	437076BV3	105,000.00	JPM_CHAS		103.41	108,583.76	3,871.46	3,804.09	2.32	2.32	1.80
EXXON MOBIL CORP (CALLABLE) NOTE DTD 03/06/2015 2.397% 03/06/2022	30231GAJ1	175,000.00	CITIGRP	01/06/22	101.52	177,668.05	7,981.05	6,665.61	2.25	2.20	1.75
BANK OF NY MELLON CORP CORP NOTES DTD 08/23/2019 1.950% 08/23/2022	06406RAK3	55,000.00	CITIGRP		100.05	55,029.81	47.41	46.81	2.80	2.80	1.93
AMERICAN HONDA FINANCE CORP NOTES DTD 11/16/2017 2.600% 11/16/2022	02665WCA7	350,000.00	CITIGRP		101.55	355,416.25	1,478.75	1,752.01	2.97	2.97	2.09



Managed Account Fair Market Value & Analytics

For the Month Ending **September 30, 2019**

CITY OF LAKEWOOD - 51260100

Security Type/Description Dated Date/Coupon/Maturity	CUSIP	Par	Broker	Next Call Date	Market Price	Market Value	Unreal G/L On Cost	Unreal G/L Amort Cost	Effective Duration	Duration to Worst at Mkt	YTM
Corporate Note											
JPMORGAN CHASE & CO CORP NOTES DTD 05/18/2016 2.700% 05/18/2023	46625HRL6	525,000.00	JPM_CHAS		101.68	533,826.30	14,417.55	13,776.37	3.42	3.42	2.22
GENERAL DYNAMICS CORP CORP NOTES DTD 08/12/2016 1.875% 08/15/2023	369550AW8	210,000.00	WELLS_FA		99.70	209,377.77	1,901.97	1,775.16	3.71	3.71	1.95
TOYOTA MOTOR CREDIT CORP CORP NOTES DTD 10/18/2016 2.250% 10/18/2023	89236TDK8	375,000.00	HSBC		100.79	377,972.25	2,312.25	2,339.11	3.82	3.82	2.04
BANK OF AMERICA CORP NOTE DTD 01/21/2014 4.125% 01/22/2024	06051GFB0	325,000.00	SCOTIA		107.63	349,793.93	3,782.68	4,666.60	3.94	3.94	2.26
3M COMPANY DTD 09/14/2018 3.250% 02/14/2024	88579YBB6	300,000.00	MORGAN_S		105.16	315,485.10	4,370.10	5,007.69	4.06	4.06	2.01
GOLDMAN SACHS CORP NOTES DTD 03/03/2014 4.000% 03/03/2024	38141GVM3	350,000.00	GOLDMAN		106.56	372,968.05	12,716.55	13,662.19	4.05	4.05	2.43
MASTERCARD INC CORP NOTES DTD 03/31/2014 3.375% 04/01/2024	57636OAB0	175,000.00	DAIWA		106.21	185,862.95	5,364.45	5,873.68	4.12	4.12	1.93
US BANCORP DTD 07/29/2019 2.400% 07/30/2024	91159HHX1	300,000.00	MKTX		101.29	303,857.40	1,559.40	1,626.13	4.53	4.53	2.12
WALT DISNEY COMPANY/THE DTD 09/06/2019 1.750% 08/30/2024	254687FK7	350,000.00	JPM_CHAS		99.01	346,551.10	(2,020.90)	(2,039.93)	4.68	4.68	1.96
COCA-COLA CO/THE DTD 09/06/2019 1.750% 09/06/2024	191216CL2	185,000.00	MITSU		99.06	183,265.26	(743.14)	(754.28)	4.70	4.70	1.95
Security Type Sub-Total		7,210,000.00				7,345,449.02	105,230.82	103,425.82	2.70	2.69	2.04
Certificate of Deposit											
BANK OF MONTREAL CHICAGO CERT DEPOS DTD 08/03/2018 3.190% 08/03/2020	06370REU9	550,000.00	BMO		100.85	554,668.95	4,668.95	4,668.95	0.84	0.84	2.17
WESTPAC BANKING CORP NY CD DTD 08/07/2017 2.050% 08/03/2020	96121T4A3	650,000.00	JPM_CHAS		100.21	651,360.45	1,360.45	1,360.45	0.84	0.84	1.72
SWEDBANK (NEW YORK) CERT DEPOS DTD 11/17/2017 2.270% 11/16/2020	87019U6D6	375,000.00	MERRILL		100.19	375,703.88	703.88	703.88	1.10	1.10	2.13
CREDIT AGRICOLE CIB NY CERT DEPOS DTD 04/04/2019 2.830% 04/02/2021	22535CDU2	365,000.00	CREDAG		101.03	368,771.18	3,771.18	3,771.18	1.46	1.46	2.15



Managed Account Fair Market Value & Analytics

For the Month Ending **September 30, 2019**

CITY OF LAKEWOOD - 51260100

Security Type/Description Dated Date/Coupon/Maturity	CUSIP	Par	Broker	Next Call Date	Market Price	Market Value	Unreal G/L On Cost	Unreal G/L Amort Cost	Effective Duration	Duration to Worst at Mkt	YTM
Certificate of Deposit											
ROYAL BANK OF CANADA NY CD DTD 06/08/2018 3.240% 06/07/2021	78012UEE1	550,000.00	RBC		102.39	563,148.85	13,148.85	13,148.85	1.63	1.63	1.79
NORDEA BANK ABP NEW YORK CERT DEPOS DTD 08/29/2019 1.850% 08/26/2022	65558TLL7	380,000.00	MERRILL		100.11	380,418.38	418.38	418.38	2.82	2.82	1.83
SKANDINAV ENSKILDA BANK LT CD DTD 09/03/2019 1.860% 08/26/2022	83050PDR7	380,000.00	BARCLAYS		100.14	380,527.06	527.06	527.06	2.82	2.82	1.83
Security Type Sub-Total		3,250,000.00				3,274,598.75	24,598.75	24,598.75	1.53	1.53	1.93
Asset-Backed Security											
COMET 2019-A2 A2 DTD 09/05/2019 1.720% 08/15/2024	14041NFU0	735,000.00	RBC		99.60	732,037.73	(2,777.20)	(2,780.54)	2.79	2.42	1.89
Security Type Sub-Total		735,000.00				732,037.73	(2,777.20)	(2,780.54)	2.79	2.42	1.89
Managed Account Sub-Total		37,116,102.27				37,535,079.22	628,610.69	581,634.32	2.58	2.57	1.76
Securities Sub-Total		\$37,116,102.27				\$37,535,079.22	\$628,610.69	\$581,634.32	2.58	2.57	1.76%
Accrued Interest						\$199,469.90					
Total Investments						\$37,734,549.12					

Bolded items are forward settling trades.



Managed Account Security Transactions & Interest

For the Month Ending **September 30, 2019**

CITY OF LAKEWOOD - 51260100

Transaction Type		Security Description	CUSIP	Par	Principal Proceeds	Accrued Interest	Total	Realized G/L	Realized G/L	Sale Method
Trade	Settle							Cost	Amort Cost	
BUY										
08/28/19	09/05/19	COMET 2019-A2 A2 DTD 09/05/2019 1.720% 08/15/2024	14041NFU0	735,000.00	(734,814.93)	0.00	(734,814.93)			
08/29/19	09/03/19	SKANDINAV ENSKILDA BANK LT CD DTD 09/03/2019 1.860% 08/26/2022	83050PDR7	380,000.00	(380,000.00)	0.00	(380,000.00)			
09/03/19	09/06/19	WALT DISNEY COMPANY/THE DTD 09/06/2019 1.750% 08/30/2024	254687FK7	350,000.00	(348,572.00)	0.00	(348,572.00)			
09/06/19	09/10/19	COCA-COLA CO/THE DTD 09/06/2019 1.750% 09/06/2024	191216CL2	185,000.00	(184,008.40)	(35.97)	(184,044.37)			
09/18/19	10/16/19	SAN DIEGO CCD, CA TXBL GO BONDS DTD 10/16/2019 1.996% 08/01/2023	797272ON4	70,000.00	(70,000.00)	0.00	(70,000.00)			
09/18/19	10/16/19	SAN DIEGO CCD, CA TXBL GO BONDS DTD 10/16/2019 2.046% 08/01/2024	797272OP9	35,000.00	(35,000.00)	0.00	(35,000.00)			
09/20/19	10/09/19	TAMALPAIS UHSD, CA TXBL GO BONDS DTD 10/09/2019 2.021% 08/01/2024	874857KK0	135,000.00	(135,000.00)	0.00	(135,000.00)			
09/20/19	10/09/19	TAMALPAIS UHSD, CA TXBL GO BONDS DTD 10/09/2019 1.971% 08/01/2023	874857KJ3	160,000.00	(160,000.00)	0.00	(160,000.00)			
Transaction Type Sub-Total				2,050,000.00	(2,047,395.33)	(35.97)	(2,047,431.30)			
INTEREST										
09/01/19	09/01/19	PACCAR FINANCIAL CORP NOTES DTD 02/27/2018 2.800% 03/01/2021	69371RN93	120,000.00	0.00	1,680.00	1,680.00			
09/01/19	09/01/19	HOME DEPOT INC DTD 12/06/2018 3.250% 03/01/2022	437076BV3	105,000.00	0.00	1,706.25	1,706.25			
09/01/19	09/25/19	FHMS KP05 A DTD 12/01/2018 3.203% 07/01/2023	3137FKK39	152,860.62	0.00	408.01	408.01			



Managed Account Security Transactions & Interest

For the Month Ending **September 30, 2019**

CITY OF LAKEWOOD - 51260100

Transaction Type		Security Description	CUSIP	Par	Principal Proceeds	Accrued Interest	Total	Realized G/L	Realized G/L	Sale Method
Trade	Settle							Cost	Amort Cost	
INTEREST										
09/01/19	09/25/19	FNA 2018-M5 A2 DTD 04/01/2018 3.560% 09/25/2021	3136B1XP4	190,511.03	0.00	585.81	585.81			
09/03/19	09/03/19	MONEY MARKET FUND	MONEY0002	0.00	0.00	365.74	365.74			
09/03/19	09/03/19	GOLDMAN SACHS CORP NOTES DTD 03/03/2014 4.000% 03/03/2024	38141GVM3	350,000.00	0.00	7,000.00	7,000.00			
09/04/19	09/04/19	CATERPILLAR FINL SERVICE NOTE DTD 09/07/2017 1.850% 09/04/2020	14913Q2A6	260,000.00	0.00	2,405.00	2,405.00			
09/06/19	09/06/19	EXXON MOBIL CORP (CALLABLE) NOTE DTD 03/06/2015 2.397% 03/06/2022	30231GAJ1	175,000.00	0.00	2,097.38	2,097.38			
09/07/19	09/07/19	CATERPILLAR FINANCIAL SERVICES CORP CORP DTD 09/07/2018 3.150% 09/07/2021	14913Q2N8	100,000.00	0.00	1,575.00	1,575.00			
09/09/19	09/09/19	INTERNATIONAL FINANCE CORPORATION NOTE DTD 03/16/2018 2.635% 03/09/2021	45950VLO7	375,000.00	0.00	4,942.50	4,942.50			
09/12/19	09/12/19	INTL BANK OF RECONSTRUCTION AND DEV NOTE DTD 09/19/2017 1.561% 09/12/2020	45905UP32	350,000.00	0.00	2,733.50	2,733.50			
09/12/19	09/12/19	JOHN DEERE CAPITAL CORP NOTES DTD 03/13/2018 2.875% 03/12/2021	24422EUD9	175,000.00	0.00	2,515.63	2,515.63			
09/14/19	09/14/19	3M COMPANY DTD 09/14/2018 3.000% 09/14/2021	88579YBA8	90,000.00	0.00	1,350.00	1,350.00			
09/15/19	09/15/19	PFIZER INC CORP NOTE DTD 09/07/2018 3.000% 09/15/2021	717081EM1	235,000.00	0.00	3,525.00	3,525.00			
09/15/19	09/15/19	NATIONAL RURAL UTIL COOP NOTE DTD 02/26/2018 2.900% 03/15/2021	63743HER9	155,000.00	0.00	2,247.50	2,247.50			
09/22/19	09/22/19	UNILEVER CAPITAL CORP NOTES DTD 03/22/2018 2.750% 03/22/2021	904764AZ0	375,000.00	0.00	5,156.25	5,156.25			
09/30/19	09/30/19	US TREASURY NOTES DTD 03/31/2016 1.500% 03/31/2023	912828O29	750,000.00	0.00	5,625.00	5,625.00			
09/30/19	09/30/19	US TREASURY N/B DTD 03/31/2017 2.125% 03/31/2024	912828W71	650,000.00	0.00	6,906.25	6,906.25			
Transaction Type Sub-Total				4,608,371.65	0.00	52,824.82	52,824.82			



Managed Account Security Transactions & Interest

For the Month Ending **September 30, 2019**

CITY OF LAKEWOOD - 51260100

Transaction Type		Security Description	CUSIP	Par	Principal Proceeds	Accrued Interest	Total	Realized G/L	Realized G/L	Sale Method
Trade	Settle							Cost	Amort Cost	
PAYDOWNS										
09/01/19	09/25/19	FNA 2018-M5 A2 DTD 04/01/2018 3.560% 09/25/2021	3136B1XP4	7,020.52	7,020.52	0.00	7,020.52	(139.65)	0.00	
09/01/19	09/25/19	FHMS KP05 A DTD 12/01/2018 3.203% 07/01/2023	3137FKK39	248.86	248.86	0.00	248.86	0.00	0.00	
Transaction Type Sub-Total				7,269.38	7,269.38	0.00	7,269.38	(139.65)	0.00	
SELL										
08/29/19	09/03/19	BANK OF NOVA SCOTIA HOUSTON CD DTD 06/07/2018 3.080% 06/05/2020	06417GU22	550,000.00	554,447.39	4,140.89	558,588.28	4,656.39	4,528.25	FIFO
09/05/19	09/05/19	JOHN DEERE CAPITAL CORP NOTES DTD 06/22/2017 1.950% 06/22/2020	24422ETS8	75,000.00	74,950.50	296.56	75,247.06	(3.75)	(37.09)	FIFO
09/05/19	09/05/19	BNY MELLON CORP NOTE (CALLABLE) DTD 08/17/2015 2.600% 08/17/2020	06406HDD8	175,000.00	175,999.25	227.50	176,226.75	1,858.50	1,334.03	FIFO
09/05/19	09/05/19	AMERICAN HONDA FINANCE CORP NOTES DTD 07/20/2017 1.950% 07/20/2020	02665WBT7	85,000.00	84,944.75	207.19	85,151.94	30.60	(29.70)	FIFO
09/05/19	09/05/19	INTEL CORP NOTES DTD 05/11/2017 1.850% 05/11/2020	458140AZ3	175,000.00	174,788.25	1,025.21	175,813.46	(145.25)	(196.29)	FIFO
09/05/19	09/05/19	CATERPILLAR FINL SERVICE NOTE DTD 09/07/2017 1.850% 09/04/2020	14913Q2A6	260,000.00	259,420.20	13.36	259,433.56	(361.40)	(505.58)	FIFO
09/06/19	09/10/19	US TREASURY NOTES DTD 05/15/2014 2.500% 05/15/2024	912828WJ5	185,000.00	193,744.14	1,483.02	195,227.16	3,526.56	3,792.51	FIFO
Transaction Type Sub-Total				1,505,000.00	1,518,294.48	7,393.73	1,525,688.21	9,561.65	8,886.13	
Managed Account Sub-Total						(521,831.47)	60,182.58	(461,648.89)	9,422.00	8,886.13
Total Security Transactions						(521,831.47)	\$60,182.58	(\$461,648.89)	\$9,422.00	\$8,886.13

Bolded items are forward settling trades.

DIVIDER SHEET

TO: The Honorable Mayor and City Council

SUBJECT: Quarterly Budget Report of Major Funds – as of September 30, 2019

INTRODUCTION

The City is in the second year of the 2018-2020 Two-Year Budget adopted in June 2018, with revisions adopted in June 2019. Following is a quarterly review as of September 30, 2019 for the City's two major funds, the General Fund and the Water Utility Enterprise Fund.

STATEMENT OF FACT

General Fund

The General Fund is the largest City fund and one which the Council has discretionary authority. It includes sub-funds, which are Special Olympics, CATV, The Centre and retiree benefits.

The General Fund operational expenditures are trending as expected and are aligned with the adopted budget. Overall, 18.7% of the year's total expenditure budget has been utilized through the end of the first quarter (or 25% of the fiscal year). Given the normal time lag in receiving and processing costs incurred, the figure seems appropriate. Employee Services and Contract Services represent the two largest expenditure categories. Both are tracking slightly below budget at 21.2% and 14.6%, respectively. An area worth noting is the Other Operating expenditure line item with 63% of the annual budget already expended. It primarily includes the City's various insurance premiums, usually paid in lump sum during July for annual coverage. Of the \$1,361,566 year-to-date (YTD) expenditures, almost \$1 million are attributed to annual insurance premiums. Lastly, Office Expenses are slightly higher YTD as a \$40,000 postage expenditure was made that should provide for almost six months of mailing needs. Below is a summary of the various General Fund expenditure activities:

ACCOUNT DESCRIPTION	ADOPTED BUDGET	YTD EXPENDITURES	% USED
50 EMPLOYEE SERVICES	\$ 21,021,704	\$ 4,461,029	21.2%
51 CONTRACT SERVICES	24,279,865	3,555,525	14.6%
52 FACILITIES EXPENSE	1,860,247	414,051	22.3%
53 OFFICE EXPENSE	138,912	51,664	37.2%
54 MEETING EXPENSE	106,640	8,711	8.2%
55 SPECIAL DEPARTMENT	1,543,810	249,938	16.2%
56 OTHER OPERATING	2,160,750	1,361,566	63.0%
57 INTERDEPT TRANS	1,117,785	500	0.0%
OPERATING TOTAL	52,229,713	10,102,984	19.3%
58 CAPITAL OUTLAY	2,207,213	81,831	3.7%
EXPENDITURE TOTAL	\$ 54,436,926	\$ 10,184,814	18.7%

NOTE: Budget amounts include encumbrances and roll-over contracts approved in the prior year's budget.

Quarterly Budget Report

October 22, 2019

Page 2

General Fund revenues through the first quarter are tracking as expected and according to annual seasonal trends. Not surprisingly, revenues lag expenditures in the first quarter. This delay is to be expected largely due to state and county collection and reconciliation processes taking place prior to the distribution of revenues to the City. Additionally, some revenues are typically received as single payments later in the fiscal year (i.e. SCE franchise fees and Prop A revenues). The following table provides a snapshot:

OBJECT	ACCOUNT DESCRIPTION	ADOPTED BUDGET	YTD REVENUES	% REC'D
40 PROPERTY TAXES				
40100	CURR YR SECRD	5,120,000.00	-	0.0%
40110	CURR YR UNSCRD	185,000.00	136,026	73.5%
	OTHER PROP TAX	(91,000.00)		0.0%
40210	PNLTS & INTEREST	16,000.00	-	0.0%
40230	RESIDUAL PT	302,200.00	-	0.0%
		\$ 5,532,200	\$ 136,026	2.5%
41 OTHER TAXES				
	SALES TAX	14,419,000	1,181,703	8.2%
	FRANCHISE TAX	1,470,000	-	0.0%
	BUSINESS LICENSE TAX	615,000	548,171	89.1%
	DOCUMENTARY TRANSFER TAX	305,000	77,904	25.5%
	TRANSIENT OCCUPANCY TAX	68,000	19,688	29.0%
	UTILITY USERS TAX	3,103,000	437,257	14.1%
		\$ 19,980,000	\$ 2,264,723	11.3%
42 LICENSES & PERMITS				
	BUILDING & SAFETY PERMITS	1,317,350	380,211	28.9%
	OTHER	10,000	-	0.0%
		\$ 1,327,350	\$ 380,211	28.6%
43 FINE FORFEIT PENALTY				
		\$ 816,200	\$ 181,895	22.3%
44 USE OF MONEY & PROPERTY				
	INTEREST EARNINGS	456,000	76,103	16.7%
	LEASES	329,615	98,153	29.8%
	RENTALS	358,043	71,464	20.0%
	CENTRE CONCESSIONS	262,000	38,275	14.6%
		\$ 1,405,658	\$ 283,995	20.2%
45 FROM OTHER AGENCIES				
	MOTOR VEHICLE LICENSE FEES	9,552,300	3,427	0.0%
	SUCCESSOR AGENCY	50,000	-	0.0%
		\$ 9,602,300	\$ 3,427	0.0%

OBJECT	ACCOUNT DESCRIPTION	ADOPTED BUDGET	YTD REVENUES	% REC'D
46 CURRENT SERVICE CHARGE				
	REFUSE COLLECTION CHG	5,839,500	1,277,216	21.9%
	RCS FEES	889,796	531,962	59.8%
	PUBLIC SAFETY FEES	965,500	131,708	13.6%
	BUILDING & SAFETY FEES	595,000	162,924	27.4%
	OTHER CHARGES	146,500	66,909	45.7%
	CATV SUBSCRIBER FEES	175,000	-	0.0%
		\$ 8,611,296	\$ 2,170,719	25.2%
47 OTHER REVENUE				
	PROP A	750,000	-	0.0%
	EMERGENCY MGMT	800	800	100.0%
		\$ 750,800	\$ 800	0.1%
49 BUDGETED TRANSFERS				
	TRANSFER FROM GAS TAX	1,917,000	479,250	25.0%
	TRANSFER FROM TRAFFIC CONG	91,001	22,750	25.0%
	TRANSFER FROM WATER	1,795,704	448,926	25.0%
		\$ 3,803,705	\$ 950,926	25.0%
	REVENUE TOTAL	\$ 51,829,509	6,372,722	12.3%

Water Utility Enterprise Fund

Water expenses are tracking under budget overall. Similar to trending with General Fund expenditures, there is a time lag in receiving and processing incurred costs. Below is a summary of the various Water Utility Enterprise Fund expense activities:

ACCOUNT DESCRIPTION	ADOPTED BUDGET	YTD EXPENDITURES	% USED
50 EMPLOYEE SERVICES	\$ 2,529,596	\$ 474,841	18.8%
51 CONTRACT SERVICES	1,505,612	172,702	11.5%
52 FACILITIES EXPENSE	2,369,200	2,443	0.1%
53 OFFICE EXPENSE	3,000	294	9.8%
54 MEETING EXPENSE	5,859	187	3.2%
55 SPECIAL DEPARTMENT	739,634	63,666	8.6%
56 OTHER OPERATING	4,444,761	656,762	14.8%
57 INTERDEPT TRANS	207,975	0	0.0%
OPERATING TOTAL	11,805,637	1,370,895	11.6%
58 CAPITAL OUTLAY	1,778,516	11,045	0.6%
59 BUDGETED TRANSFERS	1,795,704	448,926	25.0%
EXPENSE TOTAL	\$ 15,379,857	\$ 1,830,866	11.9%

NOTE: Budget amounts include encumbrances and roll-over contracts approved in the prior year's budget.

Quarterly Budget Report

October 22, 2019

Page 4

Overall water revenues are trending close to the anticipated mark. It is early in the year and a significant portion of revenues received during the first quarter were attributable to activities from the prior quarter and posted as such. Water meter sales, the largest revenue source, are highly sensitive to weather patterns and may vary significantly depending on rainfall experienced. The following table provides a snapshot:

OBJECT	ADOPTED BUDGET	YTD REVENUES	% REC'D
44000 INVEST. EARNINGS	\$ 200,000	\$ 33,354	16.7%
44100 RENTS & CONCESSIONS	55,046	13,757	25.0%
46415 OTHER REVENUE	100,000	12,135	12.1%
48000 METERED WATER SALES	11,704,842	1,468,878	12.5%
48010 WTR SALES-INTERCONNECT	1,436,000	209,884	14.6%
48050 FIRE PROTECTION SERVICES	171,694	32,492	18.9%
48100 RECLAIMED WATER	482,993	159,622	33.0%
48250 SERVICE INITIATION FEES	45,000	5,718	12.7%
48300 SERVICE RESTOR. CHARGE	122,000	19,769	16.2%
48350 OTHER OPERATING INCOME	75,000	-	0.0%
REVENUE TOTAL	<u>\$ 14,392,575</u>	<u>\$ 1,955,609</u>	<u>13.6%</u>

RECOMMENDATION

It is recommended that the City Council receive and file this report.



Jose Gomez
Director of Finance & Administrative Services



Thaddeus McCormack
City Manager

D I V I D E R S H E E T

COUNCIL AGENDA

October 22, 2019

TO: The Honorable Mayor and City Council

SUBJECT: Amendment No. 2 to the Funding Agreement with Metro –Improvements at Intersection of Del Amo and Lakewood

INTRODUCTION

In 2014, the Los Angeles County Metropolitan Transportation Authority (LACMTA) and the City of Lakewood entered into a Funding Agreement to provide a grant of \$3,230,000 of Measure R Funds for intersection improvements at Del Amo and Lakewood Boulevards. In 2017, Amendment No. 1 to the Funding Agreement increased the amount by \$2,274,300 for a total of \$5,504,300.

STATEMENT OF FACT

The intersection of Del Amo and Lakewood Boulevards was identified by Metro as a “Hot Spot” along the SR-91, I-605, and I-405 corridors that met requirements for funding. All Measure R funding is regional Measure R funds. No local Measure R is used.

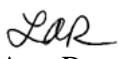
The project will construct an additional left-turn lane in each direction, widen the east and west side of Lakewood Boulevard as it crosses the open drainage channel south of Del Amo Boulevard, modify the traffic signal and other related work. The construction phase is estimated to begin in early 2020 and take about 6 months. On July 28, 2015, the City Council approved Willdan to provide engineering design services.

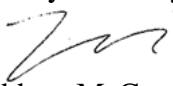
METRO has proposed Amendment No. 2 which are some administrative changes such as:

1. Changes lapsing date of funds to June 30, 2021
2. List new contact person at METRO
3. List new information regarding where City should send invoices
4. Replaced two attachments with updated scope of work and schedule dates

RECOMMENDATION

That the City Council approve Amendment No. 2 to the Funding Agreement with Los Angeles County Metropolitan Transportation Authority that designates \$5,504,300 for improvements to the intersection of Del Amo and Lakewood Boulevards and authorize the City Manager to sign Amendment No. 2 subject to approval of form by the City Attorney.


Lisa Ann Rapp
Director of Public Works


Thaddeus McCormack
City Manager

**AMENDMENT No. 2 TO MEASURE R FUNDING AGREEMENT
BETWEEN CITY OF LAKEWOOD AND THE LOS ANGELES COUNTY
METROPOLITAN TRANSPORTATION AUTHORITY**

This Amendment No. 2 to the Funding Agreement (this "Amendment"), is dated as of July 30, 2019 by and between the City of Lakewood ("Grantee") and the Los Angeles County Metropolitan Transportation Authority ("LACMTA").

RECITALS:

A. Grantee and LACMTA entered into that certain Funding Agreement No. MOU.MR315.04 dated June 6, 2014, which was amended on January 17, 2017, (as amended, the "Existing FA"), which Existing FA provides for Del Amo Boulevard at Lakewood Boulevard Intersection Improvements (the "Project");

B. WHEREAS, the LACMTA Board on October 17, 2018 approved to extend the lapsing date of the Project Funds to June 30, 2021; and

C. Grantee and LACMTA desire to amend the Existing FA as provided herein.

AGREEMENT:

NOW, THEREFORE, for good and valuable consideration, the receipt and adequacy of which are hereby acknowledged, the parties hereby agree as follows:

1. Part II, Section 9.1 (vii) of the Existing FA is hereby amended by deleting it in its entirety and replacing it with the following: "All Measure R Funds programmed for FY 2013-14, FY2014-15, and FY2015-16 are subject to lapse by June 30, 2021."

2. Part I, Paragraph 11 of the Existing FA is hereby amended by deleting it in its entirety and replacing it with the following:

"Los Angeles County Metropolitan Transportation Authority
One Gateway Plaza
Los Angeles, CA 90012
Attention: Carlos Montez, 99-18-2
(213) 418-3241
MontezC@metro.net"

3. Part II, Paragraph 3 of the Existing FA is hereby amended by deleting it in its entirety and replacing it with the following

"3. INVOICE BY GRANTEE

Unless otherwise stated in this FA, the Monthly Progress Report or the Quarterly Expenditure Report, with supporting documentation of expenses, Project progress and other documents as required, which has been pre-approved by LACMTA, all as described in Part II, Section 6.1 of this FA, shall satisfy LACMTA invoicing requirements. Grantee shall only submit for payment, the LACMTA pre-approved Monthly Progress Report or Quarterly Expenditure Report Packets to the LACMTA Project Manager at the email address shown in Part I and to LACMTA Account Payable Department as shown below.

Submit invoice with supporting documentation to:
ACCOUNTSPAYABLE@METRO.NET (preferable)

or
mail to:

**Los Angeles County Metropolitan Transportation Authority
Accounts Payable
P. O. Box 512296
Los Angeles, CA 90051-0296**

All invoice material must contain the following information:
Re: LACMTA Project ID# MR315.04 and FA# MOU.MR315.04
LACMTA Project Manager: Carlos Montez, MS: 99-18-2"

4. Attachment B1-1 of the Existing FA is hereby replaced by Attachment B1-2, attached.

5. Attachment C-1 of the Existing FA is hereby replaced by Attachment C-2, attached.

6. Except as expressly amended hereby, the Existing FA remains in full force and effect as originally executed. All rights and obligations of the parties under the Existing FA that are not expressly amended by this Amendment shall remain unchanged.

IN WITNESS WHEREOF, the parties have caused this Amendment No. 2 to the FA to be executed by their duly authorized representatives as of the dates indicated below:


LACMTA:

LOS ANGELES COUNTY METROPOLITAN TRANSPORTATION AUTHORITY

By: _____ Date: _____
Phillip A. Washington
Chief Executive Officer

APPROVED AS TO FORM:

MARY C. WICKHAM
County Counsel


By:  _____ Date: 10/4/19
Deputy

GRANTEE:

CITY OF LAKEWOOD

By: _____ Date: _____
Thaddeus McCormack
City Manager

APPROVED AS TO FORM:

By:  _____ Date: _____
Steve Skolnik
City Attorney

ATTACHMENT B1-2 - EXPENDITURE PLAN COST & CASH FLOW BUDGET
Measure R Program - Funding Agreement Projects - FA.920000000MR315.04
Project Title: Lakewood - Del Amo Intersection Improvements Project#: MR315.04
PROGRAMMED SOURCES OF FUNDS

SOURCES OF FUNDS	FY 2014-15 Qtr 1	FY 2014-15 Qtr 2	FY 2014-15 Qtr 3	FY 2014-15 Qtr 4	FY 2015-16 Qtr 1	FY 2015-16 Qtr 2	FY 2015-16 Qtr 3	FY 2015-16 Qtr 4	TOTAL BUDGET
LACMTA PROGRAMMED FUNDS:									
MEASURE R FUNDS:									
PAED	\$43,224	\$39,956	\$24,308	\$42,427	\$0	\$0	\$0	\$0	\$149,915
PS&E	\$0	\$0	\$0	\$0	\$30,005	\$90,014	\$120,019	\$60,009	\$300,047
RW Support	\$0	\$0	\$0	\$0	\$0	\$0	\$0	\$0	\$0
Const. Support	\$0	\$0	\$0	\$0	\$0	\$0	\$0	\$0	\$0
RW	\$0	\$0	\$0	\$0	\$0	\$0	\$0	\$0	\$0
Construction	\$0	\$0	\$0	\$0	\$0	\$0	\$0	\$0	\$0
Total MEASURE R	\$43,224	\$39,956	\$24,308	\$42,427	\$30,005	\$90,014	\$120,019	\$60,009	\$449,962
SUM PROG LACMTA FUNDS:	\$43,224	\$39,956	\$24,308	\$42,427	\$30,005	\$90,014	\$120,019	\$60,009	\$449,962
SUM NON-LACMTA FUNDS :	\$0	\$0	\$0	\$0	\$0	\$0	\$0	\$0	\$0
PROJECT FUNDING FY14-15 and FY15-16	\$43,224	\$39,956	\$24,308	\$42,427	\$30,005	\$90,014	\$120,019	\$60,009	\$449,962

SOURCES OF FUNDS	FY 2018-19 Qtr 1	FY 2018-19 Qtr 2	FY 2018-19 Qtr 3	FY 2018-19 Qtr 4	FY 2019-20 Qtr 1	FY 2019-20 Qtr 2	FY 2019-20 Qtr 3	FY 2019-20 Qtr 4	TOTAL BUDGET
LACMTA PROGRAMMED FUNDS:									
MEASURE R FUNDS:									
PAED	\$0	\$0	\$0	\$0	\$0	\$0	\$0	\$0	\$0
PS&E	\$0	\$0	\$8,333	\$8,335	\$16,670	\$0	\$0	\$0	\$33,338
RW Support	\$0	\$0	\$0	\$0	\$0	\$0	\$0	\$0	\$0
Const. Support	\$0	\$0	\$0	\$0	\$0	\$45,000	\$67,500	\$67,500	\$180,000
RW	\$0	\$0	\$0	\$0	\$0	\$0	\$0	\$0	\$0
Construction	\$0	\$0	\$0	\$0	\$0	\$959,200	\$1,438,800	\$1,438,800	\$3,836,800
Total MEASURE R	\$0	\$0	\$8,333	\$8,335	\$16,670	\$1,004,200	\$1,506,300	\$1,506,300	\$4,050,138
SUM PROG LACMTA FUNDS:	\$0	\$0	\$8,333	\$8,335	\$16,670	\$1,004,200	\$1,506,300	\$1,506,300	\$4,050,138
SUM NON-LACMTA FUNDS :	\$0	\$0	\$0	\$0	\$0	\$0	\$0	\$0	\$0
PROJECT FUNDING FY18-19 and FY19-20	\$0	\$0	\$8,333	\$8,335	\$16,670	\$1,004,200	\$1,506,300	\$1,506,300	\$4,050,138

SOURCES OF FUNDS	FY 2020-21 Qtr 1	FY 2020-21 Qtr 2	FY 2020-21 Qtr 3	FY 2020-21 Qtr 4	FY 2021-22 Qtr 1	FY 2021-22 Qtr 2	FY 2021-22 Qtr 3	FY 2021-22 Qtr 4	TOTAL BUDGET
LACMTA PROGRAMMED FUNDS:									
MEASURE R FUNDS:									
PAED	\$0	\$0	\$0	\$0	\$0	\$0	\$0	\$0	\$0
PS&E	\$0	\$0	\$0	\$0	\$0	\$0	\$0	\$0	\$0
RW Support	\$0	\$0	\$0	\$0	\$0	\$0	\$0	\$0	\$0
Const. Support	\$45,000	\$0	\$0	\$0	\$0	\$0	\$0	\$0	\$45,000
RW	\$0	\$0	\$0	\$0	\$0	\$0	\$0	\$0	\$0
Construction	\$959,200	\$0	\$0	\$0	\$0	\$0	\$0	\$0	\$959,200
Total MEASURE R	\$1,004,200	\$0	\$0	\$0	\$0	\$0	\$0	\$0	\$1,004,200
SUM PROG LACMTA FUNDS:	\$1,004,200	\$0	\$0	\$0	\$0	\$0	\$0	\$0	\$1,004,200
SUM NON-LACMTA FUNDS :	\$0	\$0	\$0	\$0	\$0	\$0	\$0	\$0	\$0
PROJECT FUNDING FY20-21 and FY21-22	\$1,004,200	\$0	\$0	\$0	\$0	\$0	\$0	\$0	\$1,004,200

SUMMARY OF ALL FUNDS									
PAED	\$43,224	\$39,956	\$24,308	\$42,427	\$0	\$0	\$0	\$0	\$149,915
PS&E	\$0	\$0	\$8,333	\$8,335	\$46,675	\$90,014	\$120,019	\$60,009	\$333,385
RW Support	\$0	\$0	\$0	\$0	\$0	\$0	\$0	\$0	\$0
Const. Support	\$45,000	\$0	\$0	\$0	\$0	\$45,000	\$67,500	\$67,500	\$225,000
RW	\$0	\$0	\$0	\$0	\$0	\$0	\$0	\$0	\$0
Construction	\$959,200	\$0	\$0	\$0	\$0	\$959,200	\$1,438,800	\$1,438,800	\$4,796,000
TOTAL MILESTONES	\$1,047,424	\$39,956	\$32,641	\$50,762	\$46,675	\$1,094,214	\$1,626,319	\$1,566,309	\$5,504,300
SUM PROG LACMTA FUNDS	\$1,047,424	\$39,956	\$32,641	\$50,762	\$46,675	\$1,094,214	\$1,626,319	\$1,566,309	\$5,504,300
SUM NON-LACMTA FUNDS	\$0	\$0	\$0	\$0	\$0	\$0	\$0	\$0	\$0
TOTAL PROJECT FUNDING	\$1,047,424	\$39,956	\$32,641	\$50,762	\$46,675	\$1,094,214	\$1,626,319	\$1,566,309	\$5,504,300

ATTACHMENT C-2

SCOPE OF WORK

PROJECT TITLE:

Lakewood – Del Amo Intersection Improvements

PROJECT LOCATION:

The project is located in the City of Lakewood.

PROJECT LIMITS:

This project is at the intersection of Lakewood Boulevard and Del Amo Boulevard; the limits are on Lakewood Boulevard from 600 feet north of Del Amo Boulevard to 500 feet south, and on Del Amo Boulevard from 800 feet west of Lakewood Boulevard to 1,000 feet east.

NEXUS TO HIGHWAY OPERATION DEFINITION/PROJECT PURPOSE:

The purpose of this project is to improve traffic flow in a "hot spot," identified as a chronically congested area attributed to increased passenger car and truck traffic and localized design, capacity, and operational deficiencies. The project will add a second left-turn lane in all directions, modify existing traffic signals, widen the box culvert south of Del Amo Boulevard, remove or modify the raised medians on Lakewood Boulevard, widen the south side of Del Amo Boulevard (no new thru lanes), and widen Lakewood Boulevard to accommodate a third thru lane southbound through the intersection within the existing right-of-way in the Cities of Lakewood and Long Beach.

PROJECT BUDGET:

COMPONENT	AMOUNT
PA/ED	\$149,915
PS and E	333,385
Construction Support	225,000
Construction Capital	<u>4,796,000</u>
Total Budget	\$5,504,300

SCOPE:

The Project features include, but are not limited to, the following:

PRELIMINARY DESIGN/ENVIRONMENTAL ANALYSIS

I. Preliminary Design

- A.** Account for field visits of the project area to identify design issues. Record existing site conditions in photographs and/or video.
- B.** Read, review, and understand all aspects and goals of the Lead Agency's General Plan Circulation Element and other plans, as these plans pertain to the intersection improvements contemplated by this project.
- C.** Provide layout plans to be incorporated into the final design.

- D. Provide a complete survey of the project area, establishing horizontal and vertical control for the project. Mapping shall include topographic features within 50 feet of project area.
- E. Identify and coordinate with all utilities in the project area to facilitate the final design of the Project.
- F. Conduct geotechnical investigations of the intersection of Del Amo Boulevard and Lakewood Boulevard.
- G. Identify right-of-way acquisitions and/or vacations to provide for the optimal alignment of roadways in the project area, which shall incorporate roadway widening, development build-outs, and preservation of existing improvements and scenic character of the area, as needed.
- H. Identify street pavement structural sections for project area.
- I. Identify all drainage/BMP structure improvements, based upon hydrology, hydraulic calculations, and water quality issues. Structural BMPs shall be incorporated into the street design for stormwater quality improvements prior to entering natural waterways.
- J. Prepare and submit a report identifying the ultimate alignment of roadway improvements, as well as the recommended ultimate repair strategy. As part of the Report, prepare and provide CAD drawings of the proposed alignment, including vertical and horizontal alignment, improvements, and drainage/BMP structures. Right-of-way acquisitions and/or vacations shall be clearly identified.
- K. Prepare and submit a preliminary Engineer's construction cost estimate for all recommended improvements identified in the report.

II. Environmental Analysis

The project is Categorically Exempt from the California Environmental Quality Act (CEQA) pursuant to Section 15301 of the State CEQA Guidelines (Class 1: Existing Facilities) because the improvements involve a minor alteration to an existing public facility with negligible expansion of an existing facility.

- A. Define a complete and detailed project description and delineate project study areas that will meet the needs of technical analyses and Initial Study/Mitigated Negative Declaration (IS/MND).
- B. Conduct the required technical analysis for the project.
- C. Prepare, following completion of appropriate technical analysis, an Administrative Draft IS checklist for review and approval by the City.
- D. Prepare the Draft IS and Draft MND for public circulation.
- E. Prepare responses to public review of Draft and prepare a Final MND and submit for review to the City.
- F. Prepare a Mitigation Monitoring and Reporting Program (MMRP).
- G. Coordinate with the City and prepare permit applications/notifications for the Project as applicable.

FINAL DESIGN

I. Plans, Specifications, and Estimate (PS&E)

- A. Design the ultimate build-out of the intersection of Del Amo Boulevard and Lakewood Boulevard, based on the City reviewed "Summary Letter Report."
- B. Prepare civil roadway plans for the required improvements, consistent with City format. At a minimum, the plan set shall include Title Sheet, Site Plan, General Construction Notes, Horizontal Control, Typical Sections and Details, Plan and Profile, Drainage/BMP Structure(s) Details, Traffic Striping/Signage/Signal Plans, Street Lighting/Electrical, Bike Lane Plans, and Median/Landscaping Plans.
- C. Submittal of plan set shall be delivered at 50% and 90% complete and final (five (5) sets per submittal). When project is complete, the Consultant shall provide AutoCAD files for all plan sheets.
- D. Assist the City for the Community Information Workshop after the 90% submittal by preparing exhibits and attending workshop and be prepared to discuss concerns of the property owners along Del Amo Boulevard and Lakewood Boulevard.
- E. Prepare construction specifications consistent with City format (SSPWC "Greenbook" APWA, current edition with updates).
- F. Submittal of specifications shall be delivered to the City at 90% complete and final. When project is complete, the Consultant shall provide a digital file of specification package in Microsoft Word format for Windows.
- G. Prepare an engineer's construction cost estimate based on the itemized quantity take-off from the contract documents.
- H. Submittal of the engineer's construction cost estimate shall be delivered to the City at 90% complete and final in a spreadsheet format.

II. Project Management and Preparation of Periodic Updated Schedule, Deliverables, and Meetings

- A. Meet as needed with the City to accomplish Project tasks as outlined. Meetings expected between the Consultant and City shall include but not be limited to: Project Kick-off Meeting, presentation of "Summary Letter Report," progress meetings, and preparation for the Community Information Workshop at 90% design completion.
- B. Provide periodic schedule updates on deliverables and meetings as changes to original schedule occur or as needed based on the needs of the project.

CONSTRUCTION

Grantee expects to provide construction oversight, procure a consultant for construction management and let a low bid contract for construction and to perform the following tasks:

- A. Conduct a "Ground Breaking" ceremony for the project.
- B. Contract with a separate engineering firm to provide Construction Management for the Project. This will be accomplished through an RFP.
- C. Contract with a Contractor for construction.
- D. Conduct a "Ribbon Cutting" ceremony at the completion of the Project.

The Design Consultant shall meet as needed with the Lead Agency to accomplish Project tasks as outlined. Meetings expected between the Consultant and Lead Agency shall be and not be limited to: Pre-Construction Meeting, progress meetings, and preparation of response to RFIs.

MILESTONES: The implementation schedule for this project will be as follows.

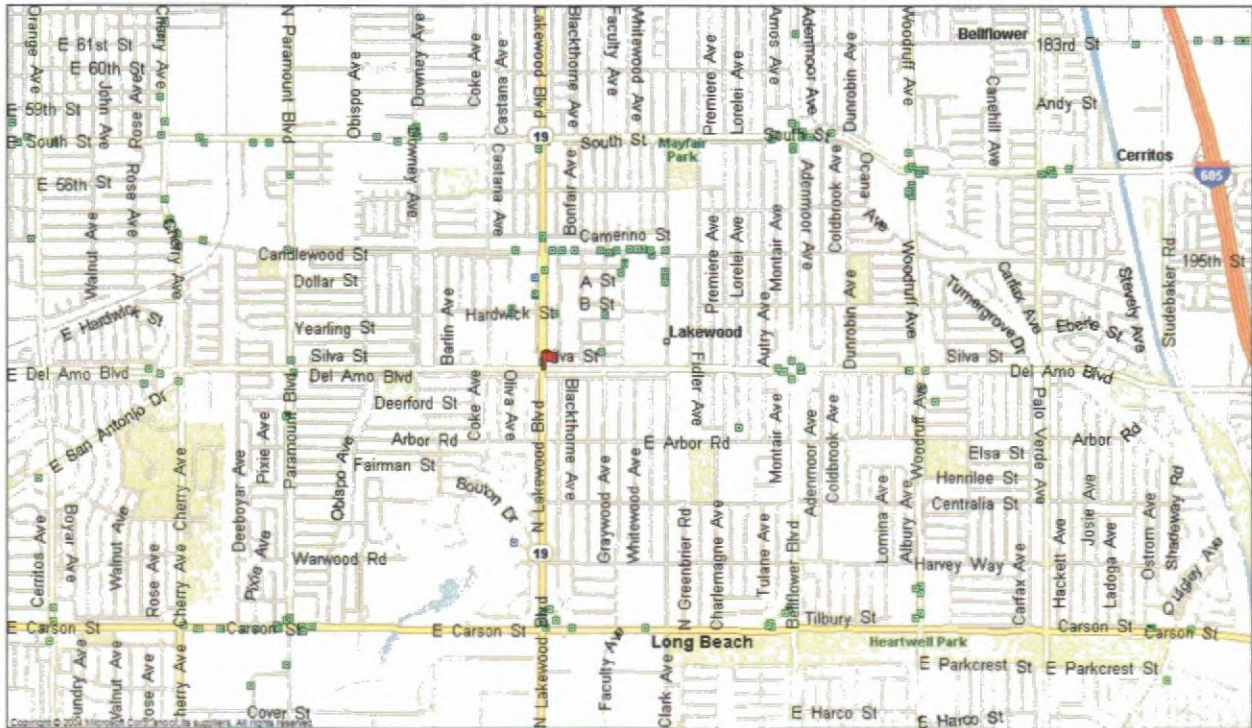
	START DATE	COMPLETION DATE
PRELIMINARY DESIGN		
Prepare Detailed Design Plans	7/1/2014	6/30/2015
Prepare Detailed Construction Plans	7/1/2014	6/30/2015
Prepare Project Cost Estimate	7/1/2014	6/30/2015
PA&ED		
Prepare Environmental document Document Type: IS/MND/ND	7/1/2014	6/30/2015
Scoping	7/1/2014	6/30/2015
Technical Studies	7/1/2014	6/30/2015
Draft Environmental Document	7/1/2014	6/30/2015
Final Environmental Document	5/1/2015	6/30/2015
Categorical Exemption Filing	6/30/2015	1/31/2016
PS&E		
35% PS&E		
Preliminary Investigations	10/1/2016	10/31/2016
Preliminary Foundation	10/1/2016	10/31/2016
Geometric Drawings	10/1/2016	10/31/2016
ADL Review	10/1/2016	10/31/2016
Utilities	10/1/2016	10/31/2016
Right-of-Way	10/1/2016	10/31/2016
Estimating	10/1/2016	10/31/2016
Civil Design	10/1/2016	10/31/2016
Structural Design	10/1/2016	10/31/2016
65% PS&E		
Civil Design Plans	11/1/2016	11/30/2016
Right-of-Way Engineering	11/1/2016	11/30/2016
Structural Design	11/1/2016	11/30/2016
Prepare Project Cost Estimate	11/1/2016	11/30/2016
95% PS&E		
Civil Design Plans	12/1/2016	8/30/2019
Structural Design	12/1/2016	8/30/2019
Submittals & Reviews		
Submit Final PS&E	9/1/2019	9/30/2019

CONSTRUCTION MILESTONES: The implementation schedule for this project will be as follows.

	START DATE	COMPLETION DATE
Solicitation (Bid/Proposal)		
Develop Solicitation Package	10/1/2019	10/15/2019
Solicitation Response	11/1/2019	11/15/2019
Evaluations	11/1/2019	11/15/2019
Selection	11/1/2019	11/15/2019
Board Approval Process	11/15/2019	11/30/2019
Contract Award	12/1/2019	12/15/2019
Fully Executed Contract	12/16/2019	12/31/2019
Excavation		
Clear/Grub	1/1/2020	2/28/2020
Survey	1/1/2020	2/28/2020
Sample Borings	1/1/2020	2/28/2020

Grading	1/1/2020	2/28/2020
Compaction	1/1/2020	2/28/2020
Drainage	1/1/2020	2/28/2020
Concrete		
Form Work	3/1/2020	9/30/2020
Rebar Placement	3/1/2020	9/30/2020
Pole Placement	3/1/2020	9/30/2020
Traffic Control		
TMP	3/1/2020	11/30/2020
Utilities		
SCE	3/1/2020	9/30/2020
LADOT	3/1/2020	9/30/2020
Power U/G Communication	3/1/2020	9/30/2020
A/G Testing/Acceptance	3/1/2020	9/30/2020
Landscape		
Clearing	1/1/2020	2/28/2020
Planting	3/1/2020	6/30/2020
Plant Establishment	7/1/2020	11/30/2020
Irrigation	3/1/2020	6/30/2020
Testing	7/1/2020	9/30/2020
General		
General Construction/Close Out Project	12/1/2020	3/31/2021

ATTACHMENT C - Location Map(s)



D I V I D E R S H E E T

Reports

COUNCIL AGENDA

October 22, 2019

TO: The Honorable Mayor and City Council

SUBJECT: 2019 Halloween Carnivals

INTRODUCTION

Halloween carnivals featured at eight parks throughout the city are among the most well attended city events of the year. It is estimated that over 10,000 children and adults will participate in this year's annual event on Thursday, Oct. 31 from 6 p.m. to 8:30 p.m.

STATEMENT OF FACT

Halloween carnivals have been a Lakewood tradition since 1956 when Mayfair Park hosted the first citywide event. In 1957, three additional carnivals were coordinated at Bolivar, San Martin and Del Valle Parks. Halloween attractions were later added at Biscailuz, Bloomfield, Boyar and Palms Parks, thus creating a safe destination within walking distance of most neighborhoods in the city.

Carnival elements, including game booths and decorations, are centered on a popular theme that is quickly recognized by preschoolers and elementary school-age children. More common themes are related to popular movies and cartoon characters widely adored by youngsters. This year's themes for each park are listed below.

- § "Nintendo" – Biscailuz Park
- § "Up (2009)" – Bolivar Park
- § "Monsters Inc." – Mayfair Park
- § "Detective Pikachu/Pokémon" – San Martin Park
- § "Toy Story" – Boyar Park
- § "Avengers End Game" – Del Valle Park
- § "Spider-man Into the Spider-verse" – Bloomfield Park
- § "Toy Story 4" – Palms Park

Collectively, carnival elements feature over 200 game booths for preschool and school-age children. Game booth participants are awarded age-appropriate candy or a novelty prize for their participation. Specialty contests are also scheduled throughout the evening. The highlight of the evening is a costume contest and parade beginning at 7 p.m. at each carnival location. The showcase of costumes provides a stage for participants of all ages to be recognized for their individualism in costume selection.

A “Red Ribbon Booth” to promote a drug free society is a carnival staple since the early 90s. Children of all ages can play a carnival game inside the booth and win a selection of prizes promoting a drug free message.

Appropriately scary haunted houses are a popular attraction at Bolivar, Del Valle, Palms and San Martin Parks. Haunted houses are specially designed for children 6 to 11 years old and will be open from 6 p.m. to 8:30 p.m.

To further augment and support the larger attendance at Mayfair Park, inflatable attractions will complement the carnival. These affordable fee-based attractions have become a main event component since the department introduced the concept in 2007.

The carnival at Mayfair Park will have a new layout this year. The storm water capture project is still underway and the irrigation on the Lisa Fernandez field is scheduled to take place during this time. The carnival and inflatables will be relocated to the basketball courts and the north area just outside the basketball courts.

The success of each carnival is dependent upon the assistance received from the Lakewood community. It is anticipated that over 400 volunteers will provide over 2,200 hours of service in working more than 200 game booths. Sources of volunteers throughout the community include Lakewood service organizations, church groups and student organizations from area high schools and colleges.


Communicating this safe alternative for Halloween night is an important planning element. Vinyl banners are on display at the park facilities where carnivals are scheduled. Special event flyers were distributed to students at Lakewood’s elementary schools and are available at city facilities and Lakewood’s libraries. Lastly, printed press and complementary photos were published in the RCS fall catalog, the Lakewood Living Magazine, the Lakewood Community News and online in Lakewood’s e-Magazine. The combination of all these communication media ensures that residents have been thoroughly informed about the continued tradition of Halloween carnivals at city parks.

RECOMMENDATION

Staff recommends the mayor and City Council receive and file the report.



Valarie Frost, Director
Recreation and Community Services



Thaddeus McCormack
City Manager

D I V I D E R S H E E T

Housing Successor

**CITY OF LAKEWOOD SUCCESSOR AGENCY - HOUSING
FUND SUMMARY 10/10/2019**

In accordance with section 2521 of the Lakewood Municipal Code there is presented herewith a summary of obligations to be paid by voucher 370 through 370. Each of the following demands has been audited by the Director of Administrative Services and approved by the City Manager.

3901	HOUSING SUCCESSOR AGENCY	<u>2,475.00</u>
		2,475.00

Council Approval

Date

City Manager

Attest

City Clerk

Director of Administrative Services

**CITY OF LAKEWOOD SUCCESSOR AGENCY - HOUSING
SUMMARY CHECK REGISTER**

<u>CHECK #</u>	<u>CHECK DATE</u>	<u>VEND #</u>	<u>VENDOR NAME</u>	<u>GROSS</u>	<u>DISC.</u>	<u>CHECK AMOUNT</u>
370	10/10/2019	2177	SINDAHA SAMIR	2,475.00	0.00	2,475.00
Totals:				<u>2,475.00</u>	<u>0.00</u>	<u>2,475.00</u>