

**AGENDA**  
REGULAR CITY COUNCIL MEETING  
COUNCIL CHAMBERS  
5000 CLARK AVENUE  
LAKEWOOD, CALIFORNIA

May 22, 2018

**ADJOURNED MEETING:** Short-term/Home-share Rentals,  
Accessory Dwelling Units and Miscellaneous Affordable Housing Issues

6:00 p.m.  
*EXECUTIVE BOARD ROOM*

**CLOSED SESSION**

CONFERENCE WITH LABOR NEGOTIATORS – Pursuant to Government Code §54957.6  
Agency Designated Representative: City Manager, Legal Counsel, Director of Administrative Services,  
Assistant to the City Manager, Human Resources Manager  
Employee Organization: Lakewood City Employees' Association

7:00 p.m.

**CALL TO ORDER**

7:30 p.m.

**INVOCATION:** Reverend Dr. Paul Kim, Trinity United Methodist Church

**PLEDGE OF ALLEGIANCE:** Girl Scout Troop 1883

**ROLL CALL:** Mayor Steve Croft  
Vice Mayor Todd Rogers  
Council Member Diane DuBois  
Council Member Ron Piazza  
Council Member Jeff Wood

**ANNOUNCEMENTS AND PRESENTATIONS:**

Presentation to the Friends of the Lakewood Libraries Scholarship Recipients

**ROUTINE ITEMS:**

All items listed within this section of the agenda are considered to be routine and will be enacted by one motion without separate discussion. Any Member of Council may request an item be removed for individual discussion or further explanation. All items removed shall be considered immediately following action on the remaining items.

RI-1 Approval of Personnel Transactions

RI-2 Approval of Registers of Demands

RI-3 Report of City Council Committees' Activities

RI-4 Approval of Monthly Report of Investment Transactions - April 2018

RI-5 Approval of Adjustment to Utility Users Tax Low-Income Exemption, Resolution No. 2018-18

## **City Council Agenda**

May 22, 2018

Page 2

RI-6 Approval of Adjustment to Low-Income Exemption Hardship Waiver for the Administrative or Parking Citation Hearing Procedure, Resolution No. 2018-19

RI-7 Adoption of Resolution No. 2018-20; Directing the Preparation of a Report of Delinquent Fees for Garbage, Waste and Refuse Collection

RI-8 Approval of Permit Applications for the Sale of Fireworks

RI-9 Acceptance of Notice of Completion for Public Works Project No. 2018-1, Lakewood City Hall Boiler Replacement, Allison Mechanical, Inc.

RI-10 Approval of Agreement for Cost Sharing for the Installation of Monitoring Equipment and Monitoring Pursuant to the Harbor Toxic Pollutants Total Maximum Daily Load (TMDL)

RI-11 Approval of Agreement with G2 Construction, Inc. to Provide Purchase and Installation of Catch Basin Inserts

### **PUBLIC HEARINGS:**

1.1 Amending the Rate for Bin and Special Refuse Services, Resolution No. 2018-21

### **LEGISLATION:**

2.1 Adoption of Resolution No. 2018-22; Amending Resolution 2008-21 to Establish Additional Charges for Violations Relating to the Possession or Use of Illegal Fireworks

### **REPORTS:**

3.1 Quarterly Schedule of Investments

## **AGENDA**

### **LAKWOOD HOUSING SUCCESSOR AGENCY**

1. Approval of Register of Demands

### **ORAL COMMUNICATIONS:**

### **ADJOURNMENT**

In compliance with the Americans with Disabilities Act, if you are a qualified individual with a disability and need an accommodation to participate in the City Council meeting, please contact the City Clerk's Office, 5050 Clark Avenue, Lakewood, CA, at 562/866-9771, ext. 2200; or at [cityclerk@lakewoodcity.org](mailto:cityclerk@lakewoodcity.org) at least 48 hours in advance to ensure that reasonable arrangements can be made to provide accessibility to the meeting.

Agenda items are on file in the Office of the City Clerk, 5050 Clark Avenue, Lakewood, and are available for public review during regular business hours. Any supplemental material distributed after the posting of the agenda will be made available for public inspection during normal business hours in the City Clerk's Office. For your convenience, the agenda and the supporting documents are available in an alternate format by request and are also posted on the City's website at [www.lakewoodcity.org](http://www.lakewoodcity.org)

*Adjourned*

## **ADJOURNED COUNCIL AGENDA**

May 22, 2018

**TO:** The Honorable Mayor and City Council

**SUBJECT:** Short Term Rentals

### **INTRODUCTION**

On March 2, 2017, the City received a service request for the property located at 6610 Turnergrove Drive complaining that the property owners were operating a short-term-rental business.

On July 25, 2017, the City Council conducted a study session on this issue. The council accepted testimony from staff and both the property owner operating the short-term rental and the adjacent neighbors.

During the meeting, it was discussed that a primary issue with researching Airbnb and other short-term rental sites, was that exact addresses of rental locations were not listed on the website and that pictures did not include the outside of the home, so the only way to know the exact address was to book the rental. Some reasons supporting the regulation of short-term/home-share rentals were transformation of neighborhoods to communities of transients, increased public safety risks, noise issues, trash/parking problems, less availability of affordable housing and Transient Occupancy Tax (TOT) revenue. It was added that some cities had agreements with Airbnb so that renters pay TOT when booking a rental and Airbnb transferred the taxes to the partnering city. At the time of the hearing, there were six whole house vacation rentals, 39 room rentals and 13 shared room rentals.

The Council then heard testimony from both the property owner operating the short-term rental and the adjacent neighbors. The neighbors complained about not having the peaceful use of a quiet neighborhood and in addition problems with parking, traffic, litter, noise and having a continual parade of strangers in their neighborhood. The property owner stated that he had 81 reservations in a five-month period and that this helped make the mortgage payments. The City Council concluded by instructing staff to continually monitor this for another six months and then to report back to the council.

The monitoring was completed and only one additional address was reported during the review period. This second address was inspected by code enforcement staff and no problems were identified, nor could staff confirm the use of the property as a short-term rental. Therefore during the review period only one property has been reported to the city regarding alleged problems with the use of a home for short-term rental. The Turnergrove Drive property owner

has moved out his for personal reasons and the conflicts with his neighbors. He has chosen to convert the Turnergrove property into a whole house short-term rental.

### **STATEMENT OF FACTS**

City staff is requesting direction from the City Council regarding the need for regulations of short-term rentals in the City of Lakewood. Lakewood does not have as many active short-term rentals as other cities and to date there has only been one residence with a confirmed complaint raised about the operation of a short-term rental business.

However, both whole house and home share rentals share the potential to bring problems to established single-family residential neighborhoods without proper regulations. Such regulations would reduce or prohibit problems identified in other jurisdictions such as: "party house" rentals, non-compliance with parking, litter, street sweeping and trash day regulations. The requirement for a Transient Occupancy Tax could partially offset additional municipal expenses created by the operation of the short-term rental businesses and their guests. Registration of guests would allow identification of guests for public safety and health emergency situations. A short-term rental ordinance could contain regulations such as:

- Ban the short-term rentals of whole homes.
- Require home-share short-term rentals of one or more rooms to be only within owner-occupied residences.
- Limit the rental of any rooms in any one house to be no more than 90 days collectively in any calendar year.
- Require all parking for a home share short-term rental operation be provided on site.
- Require the home share residence to be in full compliance with all building codes and the Lakewood Municipal Code.
- Require a business license for a short-term rental business.
- Require short-term rentals could be subject to the established Transient Occupancy of 8% and a \$100 annual business license fee.
- Require short-term rental operators to have their guests to register with identification, similar to a hotel or motel.

It should be noted that rental of rooms within a home for more than 30 days would not subject to these restrictions, as they are allowed by the municipal code.

### **RECOMMENDATION**

Staff recommends that the City Council instruct staff whether to proceed with preparation of a Short-term Rental Ordinance for consideration by the Planning and Environment Commission and to provide staff direction as to the appropriate elements of such regulation.



Sonia Dias Southwell, AICP  
Director of Community Development



Thaddeus McCormack  
City Manager

Jurisdiction	Summary of Regulations
<u>Los Angeles County Cities</u>	
Artesia	No regulations on rentals of single-family homes or condo units. No business license required for such rentals.
Avalon	STRs, called "transient rentals," are allowed in any zone with a CUP. A business license is required. 12% TOT. A contact person must be provided who is available 24/7 on Catalina Island. STRs in the flatter parts of the city cannot include the use of a vehicle. No maximum duration.
Bell	The code is silent on STRs, so they are not allowed (also, not defined). However, the issue has not come up. No regulations on the number of rooms, number of people or maximum amount of time for long-term home rentals.
Bell Gardens	The code is silent on STRs, so the use is not permitted and STRs are not defined. ADUs that are rented must be rented for longer than 30 days. For longer-term home rentals with an owner-occupant, there are no limits on the number of rooms rented or the number of renters and there is no maximum duration. However, for properties with 1-3 dwelling units, 2 parking spaces are required per unit plus 1 additional space for every room that is rented out in an owner-occupied unit. No business license required.
Bellflower	No limit on number of rooms that can be rented with owner occupancy. Entire home can be rented if not occupied by owner. Owner-occupancy requirement does exist for properties with ADUs. No limit on number of renters in a unit. No time limit for rentals. Business license is required for all home rentals. No new ordinance reacting to online home rental sites.
Carson	Code is silent

Cerritos	STRs are prohibited, defined as rentals of 31 days or less in a residential zone, not in a city-approved hotel. Boarding houses are allowed by right, defined as long-term rentals with owner occupancy. For boarding houses, maximum of two boarders, business license required, no maximum amount of time.
Commerce	The code is silent on this issue, therefore STRs are prohibited. For longer-term rentals a business license is required. For room rentals with an owner-occupant there is not maximum number or rooms, number of people or amount of time.
Compton	There is no specific prohibition on STRs, therefore they are allowed, since home rentals in general are allowed. A business license is required to rent homes in general. There is no limit on number of rooms, number of people or amount of time.
Cudahy	Code is silent, therefore STRs are not allowed.
Downey	The code is silent on STRs, so they are prohibited. For home rentals in general there is no limit on the number of rooms, number of people or amount of time.

El Segundo	<p>STRs are not allowed. STRs are defined as renting a residence for not more than 30 days. Staff is working on an ordinance which would permit STRs and require a STR permit, business license, inspection by the Fire Department, and payment of TOT. Proposed ordinance would require property owner to live on site during the STR. May take a "party house" ordinance to the council first to try and address concerns about noise in residential areas in general. Has a short-term rental survey posted to the City website:</p> <p><a href="http://www.elsegundo.org/news/displaynews.asp?NewsID=2910&amp;TargetID=1">http://www.elsegundo.org/news/displaynews.asp?NewsID=2910&amp;TargetID=1</a>. For long-term rentals with an owner occupant no more than two rooms may be rented out to no more than four people with no maximum amount of time. No business license is required to rent a single residence. Code enforcement on STRs is difficult and expensive, so regulating and taxing may be more effective. South Bay COG meets monthly on the issue of STRs.</p>
Gardena	
Glendale	
Glendora	
Hawaiian Gardens	<p>A business license is required for all residential rentals. ADUs that are rented must be rented for at least 30 days and owner occupancy must be maintained in one of the two units with no lapses longer than 30 days. However, the ADU ordinance has not been updated to align with the new state laws, so it may be invalid.</p>
Hermosa Beach	<p>STRs are prohibited. STRs are defined as renting a dwelling for less than 30 consecutive days. For long-term rentals with an owner-occupant there are no limits on the number of rooms, people or maximum time. No business license is required to rent a single dwelling.</p>
Industry	<p>Not applicable, since there is hardly any residential land.</p>



La Mirada	The code is silent on the issue of short term rentals, therefore they are allowed, since rentals in general are allowed. No more than two rental agreements may be in effect at any given time for a single dwelling unit. A business license is required, there is no maximum number of rooms, people or time for home rentals.
La Puente	
La Verne	
Lakewood	Code is silent on STRs. R-1 zone, owner-occupied home: okay to rent up to two rooms to up to two people or entire house without time limits. No business license needed for SFR rentals. M-F-R zone: bed and breakfasts allowed with CUP. C-4 zone: hotels, motels and extended-stay hotels allowed with CUP. Hotels and motels are not allowed in manufacturing zones.
Long Beach	STRs, defined as rentals of 30 days or less, not in a city-approved hotel, are prohibited. They are in the early stages of working on an ordinance that might allow and tax STRs.
Los Angeles	"Renting out a home or room for less than 30 days at a time is currently illegal in many residential areas of Los Angeles, according to planning officials. But as the phenomenon has exploded with the rise of Airbnb and similar platforms that allow hosts to offer rooms or entire homes to travelers, those rules have rarely been enforced" (Reyes, 2017). The City came to an agreement with Airbnb to collect TOT from its hosts, which generated over \$42 million last year. The City is considering an ordinance to allow and regulate STRs. This ordinance would most likely allow for STRs by right up to a certain number of days per year (proposals range from 90 to 180 days), with a discretionary process like a CUP for STRs more than that number of days per year.
Lynwood	




Malibu	
Manhattan Beach	"Short-term Vacation Rentals" have been prohibited since 2015. STRs are defined as rentals of homes in residential zones for less than 30 days. Existing permitted STRs had a phase-out period. The Community Development receptionist I spoke with mentioned that enforcement has been challenging and that the Council will take up this issue again on Tuesday 2/20/2018.
Norwalk	The whole home can be rented out. If the owners are currently occupying the home, they can bring in up to four renters in up to two rooms. There is no time limit on such rentals. No business license is required for home rentals unless the business is renting out four or more units.
Paramount	The code is silent on STRs, so they are not allowed (also, not defined). There are no limits on number of rooms, number of people or a maximum amount of time that homes can be rented. No business license is required to rent out a single unit. The City has had this issue come up and may start work on an ordinance soon.
Pasadena	The code is silent on STRs, so they are not allowed (also, not defined). For long-term rentals, up to two bedrooms may be rented out while the residence is owner-occupied. No caps on the number of people and no maximum time for long-term rentals. The City is working on an ordinance to define, allow and regulate STRs and has already done some public outreach.
Redondo Beach	The code is silent on STRs. Hotels and motels are only allowed in commercial zones, and are defined as renting out rooms for 30 days or less. Therefore, STRs are not allowed in residential zones.

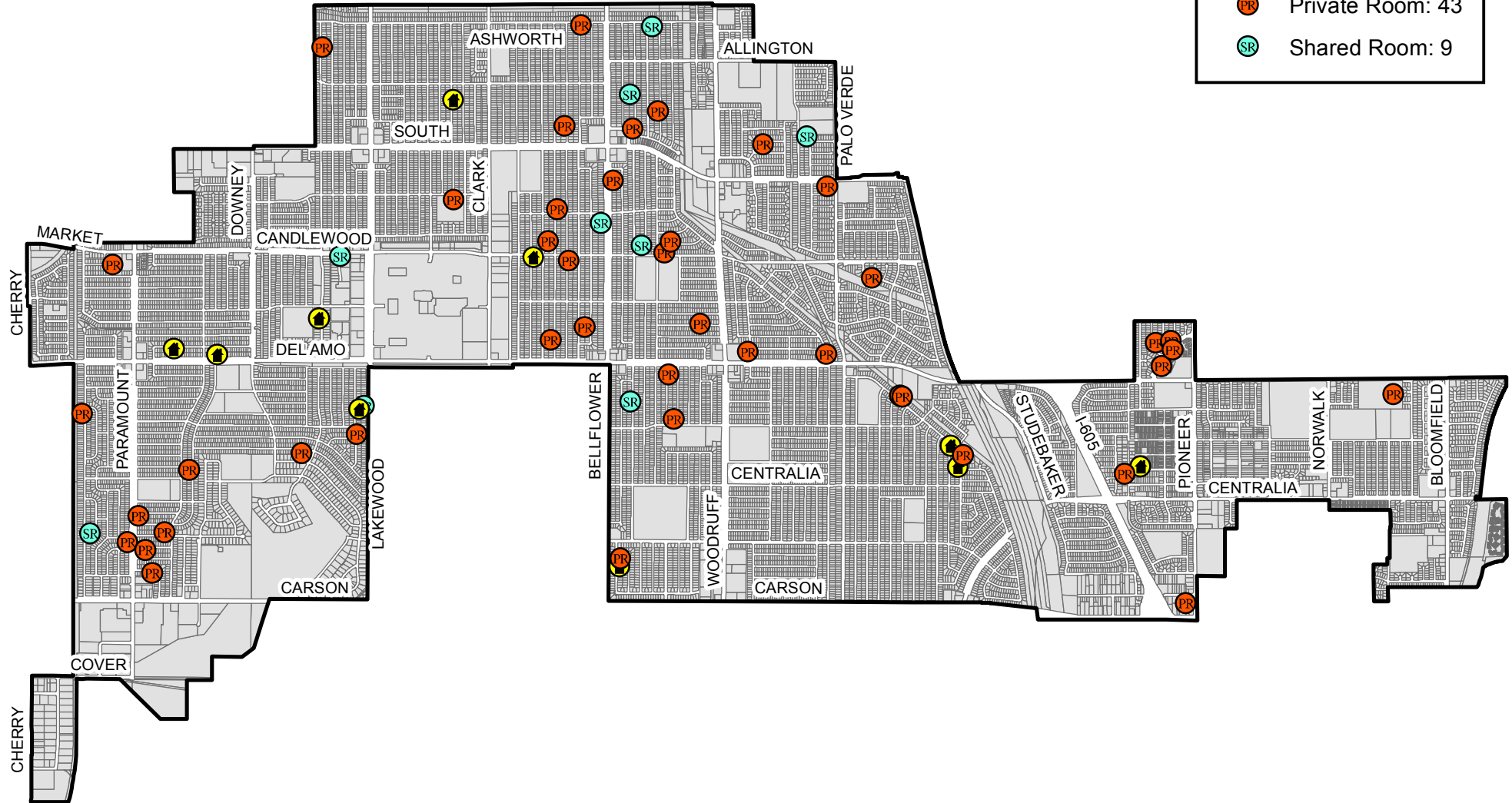
Santa Fe Springs	Code is silent on the issue and planning staff have not encountered this issue in practice. There are no limits on the number of rooms, number of people or maximum duration of rentals. A business license is not required for renting a single unit, but at a certain point a license is required (talk to Finance Department).
Santa Monica	"Home-Sharing" is allowed with a business license. This is renting a room or rooms in a home for 30 days or less. The owner is required to live in the home where rooms are being rented out. A TOT of 14% must be paid. "Vacation Rentals" are not allowed. Vacation rentals are rentals of a dwelling unit in whole or in part for 30 days or less. Renting out a residence is okay if for 31 days or more with a business license, but TOT does not apply in this situation.
Signal Hill	Code is silent on STRs, therefore they are not allowed. There are no limits on number of rooms, number of people or a maximum amount of time for longer-term rentals. No business license is required for long-term rentals of a single housing unit.
Vernon	Not applicable, since there is hardly any residential land.
Whittier	STRs are not regulated. No regulations are in the works.

<u>Orange County Cities</u>	
Anaheim	STRs are prohibited effective 8/11/2016. A separate ordinance implemented an 18-month phase-out of existing permitted STRs. STRs are defined as renting all or a portion of a dwelling for a period of less than 30 consecutive days, except in city-approved hotels.
Cypress	The code is silent on STRs, so they are not allowed (also, not defined). No regulations on the number of rooms, number of people or maximum amount of time for long-term home rentals.
Dana Point	

Fountain Valley	
Fullerton	Regulations being proposed. Sets the max number per neighborhood.
Huntington Beach	"Short-term vacation rentals" are prohibited. STRs are defined as renting a home for less than 30 consecutive days. Running an illegal STR is punishable by a fine of up to \$1,000 per day per violation. STRs are prohibited because they are not listed as a permitted use in the code in residential areas. Short-term lodging is only allowed in commercial zones as a bed and breakfast or a hotel. For an owner-occupant renting out a home or portion of a home there are no limits on number of rooms, number of people or maximum amount of time. No business license is required to rent out a single residence.
Irvine	
La Palma	The code is silent on STRs, so they are not allowed (also, not defined). No regulations on the number of rooms, number of people or maximum amount of time for long-term home rentals.
Laguna Beach	
Newport Beach	STRs are allowed in the R-1.5, R-2 and RM zones with a "short-term lodging permit" and a business license. Standard conditions include having a local contact person available 24/7, limiting the rental to a specific number of people, managing guests in terms of noise & trash, etc. 10% TOT.
Seal Beach	STRs are not allowed. STRs are defined as renting a home for 29 days or less. STRs were allowed until 2014 with a CUP. Those STRs which have CUPs can continue as nonconforming uses. For owner-occupants renting rooms long-term, no maximum number of rooms, tenants, or maximum time. A business license is required to rent out a single dwelling unit.

## Type

-  Entire Home: 10
-  Private Room: 43
-  Shared Room: 9



Note: All points represent approximate locations of where the Vacation Rental sites are.




## AirBNB Short-Term Rental Locations 7/8/2017

0 1 2 Miles

N



## Type

-  Entire Home: 9
-  Private Room: 43
-  Shared Room: 11



Note: All points represent approximate locations of where the Vacation Rental sites are.




## AirBNB Short-Term Rental Locations 9/5/2017

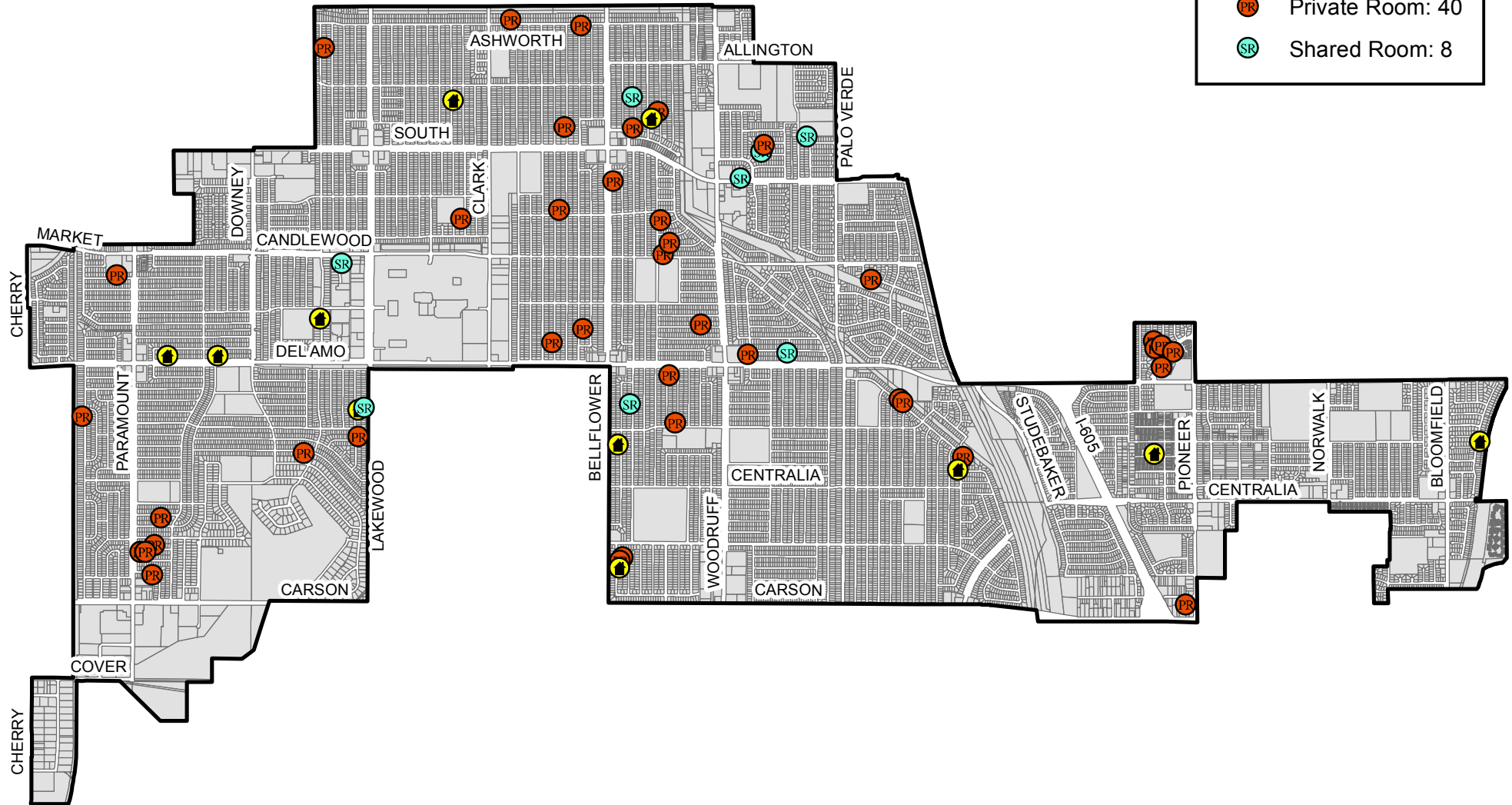
0 1 2 Miles

N



## Type

-  Entire Home: 11
-  Private Room: 40
-  Shared Room: 8



Note: All points represent approximate locations of where the Vacation Rental sites are.

## AirBNB Short-Term Rental Locations 11/6/2017




0 1 2 Miles

N





## Type

-  Entire Home: 15
-  Private Room: 41
-  Shared Room: 8



Note: All points represent approximate locations of where the Vacation Rental sites are.

## AirBNB Short-Term Rental Locations 12/4/2017




0 1 2 Miles

N





## Type

-  Entire Home: 17
-  Private Room: 42
-  Shared Room: 8



Note: All points represent approximate locations of where the Vacation Rental sites are.




## AirBNB Short-Term Rental Locations 1/5/2018

0 1 2 Miles

N



## Type

-  Entire Home: 16
-  Private Room: 40
-  Shared Room: 8



Note: All points represent approximate locations of where the Vacation Rental sites are.

## AirBNB Short-Term Rental Locations 2/2/2018




0 1 2 Miles



N



## Type

-  Entire Home: 16
-  Private Room: 41
-  Shared Room: 8



Note: All points represent approximate locations of where the Vacation Rental sites are.

## AirBNB Short-Term Rental Locations 3/5/2018

0 1 2 Miles



N





# Type

- Entire Home: 17
- Private Room: 45
- Shared Room: 7



Note: All points represent approximate locations of where the Vacation Rental sites are.




## AirBNB Short-Term Rental Locations 4/3/2018

0 1 2 Miles

N



## Type

-  Entire Home: 15
-  Private Room: 39
-  Shared Room: 5



Note: All points represent approximate locations of where the Vacation Rental sites are.

## AirBNB Short-Term Rental Locations 5/3/2018

0 1 2 Miles

N



# DIVIDER SHEET

## **ADJOURNED COUNCIL AGENDA**

May 22, 2018

**TO:** The Honorable Mayor and City Council

**SUBJECT:** Accessory Dwelling Units (ADUs)

### **INTRODUCTION**

The State of California has adopted several laws mandating local jurisdictions to allow Accessory Dwelling Units (ADU's) in most residential neighborhoods. The purpose of this ordinance is to implement California State Senate Bill 1069 (SB 1069) (Chapter 720, Statutes 2016); Assembly Bill 2299 (AB 2299) (Chapter 735, Statutes 2016); Assembly Bill 2406 (AB 2406) (Chapter 735, Statutes 2016); Senate Bill 229 (Chapter 594, Statutes 2017) and Assembly Bill 494 (Chapter 602, Statutes 2017) through the implementation of regulations that comply with state law concerning Accessory Dwelling Units (ADU's) in residential zones.

State lawmakers are concerned about the dwindling supply of affordable housing units in the State of California. They have enacted a number of laws to authorize the development of ADU's on residential properties as one solution to increase the supply of housing. The State Legislature adopted these laws in order to eliminate barriers to ADU construction, a use that the Legislature has determined to be a cost-effective approach to address housing shortages and to encourage in-fill development within existing neighborhoods.

ADU's are additional independent living quarters constructed on residential lots that have existing primary dwelling units. They may be attached to or detached from primary dwelling units. They provide a completely independent living facility, including facilities for living, sleeping, eating, cooking, and sanitation. They may be occupied by a family member or rented to a tenant, but cannot be sold separately from the main residence. ADUs are also referred to as second units, accessory apartments, accessory dwellings, mother-in-law units, or granny flats.

### **STATEMENT OF FACTS**

The Community Development Department has received approximately 60 ADU related inquiries since passage of the first ADU law. There are two ADUs under construction and more have been reviewed by the Development Review Board or are now in plan check. In reviewing the ADU plans submitted to the City, staff has observed several shortcomings that would be detrimental to the community if development of ADUs is allowed to continue without proper development standards. Below are the primary concerns that could be corrected with the adoption of an ordinance regulating ADUs:

- ADU applications received so far are in lots that provide the required 750 square feet of open space in the rear yard for the existing single family residence. However, such open

space is often inadequately laid out because open areas are irregular, narrow, or interrupted by off-street parking areas, structures, and other obstacles. No open space is provided for the ADU.

- ADUs contained on the second floor of accessory structures have the potential to unnecessarily negatively impact surrounding properties with respect to inadequate light, airflow, and enjoyment of open space due to impaired privacy.

- A lack of uniform development standards for ADUs may result in structures that are incompatible with the community with respect to architectural style, building height, setbacks, lot coverage, and open space. Standards for ADU size, internal functionality, unit amenities, and other features must also be addressed to avoid substandard housing conditions.

- The State is concerned about access to affordable housing yet the ADU laws do nothing to prevent an ADU from becoming a short-term rental. The use of ADUs as short-term rentals undermines the intent of State law as well as Lakewood's efforts to meet its Regional Housing Needs Assessment. If Lakewood is mandated to allow ADUs by the State, the City should take full advantage of this mandate by claiming any new ADUs as credit for new housing production.

- Introducing ADUs to older, established communities should require an assessment of the adequacy of utilities to ensure that the utilities can support the additional demand when possible. It should be the responsibility of the developer to provide proof of the adequacy of utilities.

Staff has prepared the attached draft ordinance that addresses the issues outlined above. The draft ordinance would establish development standards for ADU's, as follows:

- ADU's would be subject review by the Development Review Board for design and architectural compatibility.
- ADU's would only allowed on a lot with a properly permitted owner-occupied dwelling unit.
- No part of an ADU would not be allowed on the upper floor of a two-story accessory structure.
- The minimum lot size currently in the code is not allowed by the State. The ordinance would ask that the sites that add an ADU comply with the minimum lot size currently existing on the code for new single family residences.
- The minimum floor area would be 460 feet, which is the minimum size the city currently requires for a senior apartment.
- The maximum floor area would be 1,200 square feet for a detached ADU, or if attached, no more than 50% of the existing home. Attached ADUs should have a separate exterior entrance from the primary residence.




- The primary residence should be required to maintain two off-street parking spaces.
- ADU's should be required to have 650 square feet of contiguous and useable open space in addition to the 750 square feet for the primary residence, with minimum dimensions of 10 feet. The 650 square feet of open space matches the requirement for a multi-family dwelling unit. The 750 square-foot requirement is currently in effect in the R-1 and R-A zones.
- For units that are rented or leased, there should be a minimum rental period of not less than 30 days to discourage ADUs from being used as short-term rentals.
- A Notice of Condition could be required to be recorded documenting the conditions for an ADU and to notify future homebuyers that the property must be owner-occupied.

### **SUMMARY**

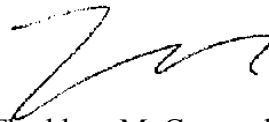
The ADU laws past by the State have the potential to be detrimental to Lakewood in the absence of development standards tailored to Lakewood's unique characteristics.

### **RECOMMENDATION**

Staff recommends that the City Council instruct staff to proceed with preparation of an Accessory Dwelling Unit (ADU) Ordinance for consideration by the Planning and Environment Commission.



Sonia Dias Southwell, AICP  
Director of Community Development



Thaddeus McCormack  
City Manager

# DIVIDER SHEET





11600

ROSETON AVE

11644 E 206TH STREET  
7059-015-901

20525 PIONEER BOULEVARD  
7059-019-902

7059-019-901

20529 PIONEER BOULEVARD  
7059-019-900

11643 E 207TH STREET  
7059-015-900

11610 E 207TH STREET  
7059-014-900  
(7059-014-017)

11649 E 207TH STREET  
7059-015-902

207TH ST

11618 E 207TH STREET  
7059-014-901

ALBURTIS AVE

20700

11640 E 208TH STREET

WALCROFT ST

PIONEER BLVD

20920 ROSETON AVENUE  
7059-011-900

11714 WALCROFT STREET

CENTRALIA ST

11600

**City of Lakewood  
Affordable Housing Sites**  
Vacant  
Developed




# Routine Items

**COUNCIL AGENDA**

May 22 , 2018

**TO:** The Honorable Mayor and City Council**SUBJECT:** Report of Personnel Transactions

<u>Name</u>	<u>Title</u>	<u>Schedule</u>	<u>Effective Date</u>
<b>1. FULL-TIME EMPLOYEES</b>			
<b>A. Appointments</b>			
None			
<b>B. Changes</b>			
Kevin Bright	Community Services Manager	31B to	05/06/2018
	Assistant Director RCS	40B	
Barbara DiIorio	Administrative Secretary	15A to	05/20/2018
	Executive Secretary	22B	
<b>C. Separations</b>			
None			
<b>2. PART-TIME EMPLOYEES</b>			
<b>A. Appointments</b>			
Jose Guzman	Aquatics Specialist III	B	05/13/2018
LeRroy Hill	Maintenance Trainee I	B	05/04/2018
Emery Vergara	Community Services II	B	05/20/2018
<b>B. Changes</b>			
Zacharey Bauman	Centre Event Technician	A to	05/13/2018
	Centre Event Specialist	B	
Anthony Gunderman	Video Operations Tech III	B	05/13/2018
	Video Operations Specialist		
<b>C. Separations</b>			
Amber Kelly	Support Services Clerk II	B	05/03/2018

  
Thaddeus McCormack  
City Manager

# DIVIDER SHEET

**CITY OF LAKEWOOD  
FUND SUMMARY 5/10/2018**

In accordance with section 2521 of the Lakewood Municipal Code there is presented herewith a summary of obligations to be paid by voucher 87453 through 87551. Each of the following demands has been audited by the Director of Administrative Services and approved by the City Manager.

1010	GENERAL FUND	153,706.70
1020	CABLE TV	300.00
1050	COMMUNITY FACILITY	1,471.60
3070	PROPOSITION "C"	33,302.36
5010	GRAPHICS AND COPY CENTER	3,500.34
5020	CENTRAL STORES	2,894.05
5030	FLEET MAINTENANCE	7,505.87
6020	GEOGRAPHIC INFORMATION SYSTEM	114.98
7500	WATER UTILITY FUND	95,771.69
8030	TRUST DEPOSIT	1,920.00
		<hr/>
		<b>300,487.59</b>

Council Approval

\_\_\_\_\_  
Date

\_\_\_\_\_  
City Manager

Attest

\_\_\_\_\_  
City Clerk

\_\_\_\_\_  
Director of Administrative Services

# CITY OF LAKEWOOD

## SUMMARY CHECK REGISTER

CHECK #	CHECK DATE	VEND #	VENDOR NAME	GROSS	DISC.	CHECK AMOUNT
87453	05/10/2018	4842	A T & T CORP	231.50	0.00	231.50
87454	05/10/2018	4848	AFFORDABLE GENERATOR SERVICE. INC.	3,230.00	0.00	3,230.00
87455	05/10/2018	4551	ACCOUNTING PRINCIPALS. INC	100.00	0.00	100.00
87456	05/10/2018	4820	WORKFORCE PRODUCTS INC.	71.54	0.00	71.54
87457	05/10/2018	4465	ATALLA. IBRAHIM	260.00	0.00	260.00
87458	05/10/2018	50841	AWWA CA-NV SECTION	600.00	0.00	600.00
87459	05/10/2018	46158	BIO ACOUSTICAL CORP	81.00	0.00	81.00
87460	05/10/2018	53983	CALIF STATE FRANCHISE TAX BOARD	216.15	0.00	216.15
87461	05/10/2018	6300	CALIFORNIA CONTRACT CITIES ASN	600.00	0.00	600.00
87462	05/10/2018	43135	CERRITOS. CITY OF - WATER DIVISION	13,909.50	0.00	13,909.50
87463	05/10/2018	4883	CHOATE. ELLIE	550.00	0.00	550.00
87464	05/10/2018	45894	CINTAS CORPORATION	93.64	0.00	93.64
87465	05/10/2018	64932	CJ CONSTRUCTION INC	30,402.36	0.00	30,402.36
87466	05/10/2018	46620	CREATIVE BUS SALES	1,190.84	0.00	1,190.84
87467	05/10/2018	4908	FARONICS TECHNOLOGIES USA INC.	90.00	0.00	90.00
87468	05/10/2018	4289	FRAZIER. ROBERT C	68.90	0.00	68.90
87469	05/10/2018	4884	FRONTIER CALIFORNIA INC.	2,504.17	0.00	2,504.17
87470	05/10/2018	61688	FULL COMPASS SYSTEMS LTD	154.66	0.00	154.66
87471	05/10/2018	34788	GEORGE CHEVROLET	1,136.27	0.00	1,136.27
87472	05/10/2018	5005	GIEMONT. GREGORY S.	261.00	0.00	261.00
87473	05/10/2018	34845	GLASBY MAINTENANCE SUPPLY CO	100.52	0.00	100.52
87474	05/10/2018	33150	GRAINGER W W INC	170.83	0.00	170.83
87475	05/10/2018	4483	GREENFIX AMERICA. LLC	465.00	0.00	465.00
87476	05/10/2018	35477	HARA M LAWNMOWER CENTER	127.33	0.00	127.33
87477	05/10/2018	42031	HOME DEPOT	399.47	0.00	399.47
87478	05/10/2018	4622	JHM SUPPLY INC	613.22	0.00	613.22
87479	05/10/2018	4180	JONES RICHARD D. A PROF LAW CORP	1,485.00	0.00	1,485.00
87480	05/10/2018	36167	KARTER. JANET	309.40	0.00	309.40
87481	05/10/2018	4934	KATAFIAS. FRANCESCA	150.00	0.00	150.00
87482	05/10/2018	2956	KICK IT UP KIDZ. LLC	36.40	0.00	36.40
87483	05/10/2018	4458	KIM. YVONNE	212.00	0.00	212.00
87484	05/10/2018	4733	SABLE COMPUTER INC.	4,908.05	0.00	4,908.05
87485	05/10/2018	4668	SALES. KEVIN DBA	1,920.00	0.00	1,920.00
87486	05/10/2018	4939	LAKEWOOD AOUATIC SPORTS CLUB	78.00	0.00	78.00
87487	05/10/2018	4783	LANDCARE HOLDINGS INC	7,184.28	0.00	7,184.28
87488	05/10/2018	36844	LA COUNTY DEPT OF PUBLIC WORKS	15,111.26	0.00	15,111.26
87489	05/10/2018	60839	MARKOPULOS. CYNTHIA	42.25	0.00	42.25
87490	05/10/2018	66339	MC ENROE. BARBARA	507.00	0.00	507.00
87491	05/10/2018	23130	MC MASTER-CARR SUPPLY CO	517.99	0.00	517.99
87492	05/10/2018	64333	MOSES-CALDERA. ISABEL	867.10	0.00	867.10
87493	05/10/2018	4443	O'REILLY AUTOMOTIVE STORES INC	1,290.57	0.00	1,290.57
87494	05/10/2018	34536	OCOBOC. DEBRA	301.60	0.00	301.60
87495	05/10/2018	47554	OFFICE DEPOT BUSINESS SVCS	39.91	0.00	39.91
87496	05/10/2018	5016	P & R PAPER SUPPLY COMPANY. INC.	409.74	0.00	409.74



# CITY OF LAKEWOOD

## SUMMARY CHECK REGISTER

CHECK #	CHECK DATE	VEND #	VENDOR NAME	GROSS	DISC.	CHECK AMOUNT
87497	05/10/2018	4497	PACIFIC COACHWAYS CHARTER SERVICES	4,006.25	0.00	4,006.25
87498	05/10/2018	63708	DY-JO CORPORATION	465.00	0.00	465.00
87499	05/10/2018	5019	WGJ ENTERPRISES. INC.	6,104.60	0.00	6,104.60
87500	05/10/2018	51171	PERS LONG TERM CARE PROGRAM	70.64	0.00	70.64
87501	05/10/2018	5061	PLUMBING DESIGN SOLUTIONS. INC.	5,200.00	0.00	5,200.00
87502	05/10/2018	15600	LONG BEACH PUBLISHING CO	400.00	0.00	400.00
87503	05/10/2018	4459	READWRITE EDUCATIONAL SOLUTIONS INC	323.05	0.00	323.05
87504	05/10/2018	63364	REEVES NORM HONDA	2.12	0.00	2.12
87505	05/10/2018	4956	ROSS AVIATION INVESTMENT. LLC	4,327.00	0.00	4,327.00
87506	05/10/2018	3364	FORTRESS RESOURCES LLC	704.97	0.00	704.97
87507	05/10/2018	45437	S & J SUPPLY CO	781.71	0.00	781.71
87508	05/10/2018	65297	S.T.E.A.M.	10,595.39	0.00	10,595.39
87509	05/10/2018	56957	SALCO GROWERS INC	54.20	0.00	54.20
87510	05/10/2018	52279	SMART & FINAL INC	341.69	0.00	341.69
87511	05/10/2018	5022	MWB COPY PRODUCTS. INC.	114.98	0.00	114.98
87512	05/10/2018	29400	SOUTHERN CALIFORNIA EDISON CO	28,786.20	0.00	28,786.20
87513	05/10/2018	50299	SPENCER. GORDON	150.00	0.00	150.00
87514	05/10/2018	49529	SPICERS PAPER INC	206.90	0.00	206.90
87515	05/10/2018	977	STEVEN ENTERPRISES	325.00	0.00	325.00
87516	05/10/2018	66215	SUPERIOR COURT OF CALIFORNIA	9,217.00	0.00	9,217.00
87517	05/10/2018	66215	SUPERIOR COURT OF CALIFORNIA	11,130.00	0.00	11,130.00
87518	05/10/2018	66215	SUPERIOR COURT OF CALIFORNIA	9,230.50	0.00	9,230.50
87519	05/10/2018	66215	SUPERIOR COURT OF CALIFORNIA	11,662.50	0.00	11,662.50
87520	05/10/2018	57912	SURI. KAREN	234.00	0.00	234.00
87521	05/10/2018	2732	TANNEN. MITCH	343.20	0.00	343.20
87522	05/10/2018	5137	TECHNISOIL GLOBAL INC.	1,172.52	0.00	1,172.52
87523	05/10/2018	2372	TGIS CATERING SVCS INC	346.86	0.00	346.86
87524	05/10/2018	5124	TW ASSOCIATES	3,642.87	0.00	3,642.87
87525	05/10/2018	66245	TYLER TECHNOLOGIES MUNIS DIVISION	597.33	0.00	597.33
87526	05/10/2018	35089	UNDERGROUND SERVICE ALERT	181.60	0.00	181.60
87527	05/10/2018	3906	UNDERGROUND VAULTS & STORAGE	16.16	0.00	16.16
87528	05/10/2018	5028	UNISAFE INC.	231.40	0.00	231.40
87529	05/10/2018	44525	UNIVERSITY PRODUCTS INC	85.72	0.00	85.72
87530	05/10/2018	4840	VERITIV OPERATING COMPANY	339.83	0.00	339.83
87531	05/10/2018	64652	CELLCO PARTNERSHIP	375.55	0.00	375.55
87532	05/10/2018	33350	WATER WELL SUPPLY	63,899.19	0.00	63,899.19
87533	05/10/2018	3943	WATERLINE TECHNOLOGIES INC	9,407.30	0.00	9,407.30
87534	05/10/2018	17640	WAXIE ENTERPRISES INC	1,623.70	0.00	1,623.70
87535	05/10/2018	40925	WEST COAST ARBORISTS INC	13,436.10	0.00	13,436.10
87536	05/10/2018	50058	WHITE HOUSE FLORIST INC	54.75	0.00	54.75
87537	05/10/2018	35146	WILLDAN ASSOCIATES	1,218.00	0.00	1,218.00
87538	05/10/2018	53033	WITHROW. MAX	316.92	0.00	316.92
87539	05/10/2018	4837	XEROX CORPORATION	3,293.44	0.00	3,293.44
87540	05/10/2018	3699	ABUEG. DANIEL	250.00	0.00	250.00

# CITY OF LAKEWOOD SUMMARY CHECK REGISTER

<b>CHECK #</b>	<b>CHECK DATE</b>	<b>VEND #</b>	<b>VENDOR NAME</b>	<b>GROSS</b>	<b>DISC.</b>	<b>CHECK AMOUNT</b>
87541	05/10/2018	3699	CABANBAN. ELIZABETH	250.00	0.00	250.00
87542	05/10/2018	3699	DAVID. DARYL	250.00	0.00	250.00
87543	05/10/2018	3699	DRYLIE. HANNAH	203.00	0.00	203.00
87544	05/10/2018	3699	INGRAM. BEVERLY	250.00	0.00	250.00
87545	05/10/2018	3699	JACKSON. REGINA	250.00	0.00	250.00
87546	05/10/2018	3699	MAGLONZO. RAFAEL	250.00	0.00	250.00
87547	05/10/2018	3699	MILLAN. AGNES	250.00	0.00	250.00
87548	05/10/2018	3699	SOLIS. RENAE	250.00	0.00	250.00
87549	05/10/2018	3699	TANGITAU. CHRISTINA	250.00	0.00	250.00
87550	05/10/2018	3699	WAGONER. CHERIE	15.00	0.00	15.00
87551	05/10/2018	3699	YIP. BRUCE	5.00	0.00	5.00
<b>Totals:</b>				<u>300,487.59</u>	<u>0.00</u>	<u>300,487.59</u>

**CITY OF LAKEWOOD  
FUND SUMMARY 5/17/2018**

In accordance with section 2521 of the Lakewood Municipal Code there is presented herewith a summary of obligations to be paid by voucher 87552 through 87649. Each of the following demands has been audited by the Director of Administrative Services and approved by the City Manager.

1010	GENERAL FUND	401,212.49
1020	CABLE TV	2,723.04
1050	COMMUNITY FACILITY	12,413.11
1621	LA CNTY MEASURE R	6,985.50
3070	PROPOSITION "C"	1,110.17
5010	GRAPHICS AND COPY CENTER	4,786.43
5020	CENTRAL STORES	1,642.35
5030	FLEET MAINTENANCE	6,730.24
7500	WATER UTILITY FUND	55,246.15
8020	LOCAL REHAB LOAN	2,227.00
		<hr/>
		<b>495,076.48</b>

Council Approval

\_\_\_\_\_  
Date

\_\_\_\_\_  
City Manager

Attest

\_\_\_\_\_  
City Clerk

\_\_\_\_\_  
Director of Administrative Services

# CITY OF LAKEWOOD SUMMARY CHECK REGISTER

CHECK #	CHECK DATE	VEND #	VENDOR NAME	GROSS	DISC.	CHECK AMOUNT
87552	05/17/2018	62243	4IMPRINT	2,388.23	0.00	2,388.23
87553	05/17/2018	61307	PERRIS FENCE & SUPPLY	31.10	0.00	31.10
87554	05/17/2018	2701	AIRE RITE A/C & REFRIGERATION INC	5,550.28	0.00	5,550.28
87555	05/17/2018	4836	ARELLANO. RAMIRO	1,600.00	0.00	1,600.00
87556	05/17/2018	50841	AWWA CA-NV SECTION	90.00	0.00	90.00
87557	05/17/2018	443	B&M LAWN AND GARDEN INC	133.78	0.00	133.78
87558	05/17/2018	51467	BADGER METER INC	307.94	0.00	307.94
87559	05/17/2018	39123	BACKFLOW APPARATUS & VALUE COMPANY	1,338.44	0.00	1,338.44
87560	05/17/2018	4278	BEAR COMMUNICATIONS INC	1,377.20	0.00	1,377.20
87561	05/17/2018	4800	BISHOP COMPANY	181.87	0.00	181.87
87562	05/17/2018	4704	BROADCAST CAMERA SERVICES. INC.	1,660.00	0.00	1,660.00
87563	05/17/2018	1484	CALDERONE. SAMUEL	225.00	0.00	225.00
87564	05/17/2018	7600	CENTRAL BASIN WATER ASSN	100.00	0.00	100.00
87565	05/17/2018	51331	CERRITOS POOL SUPPLY	120.45	0.00	120.45
87566	05/17/2018	59274	CERTIFIED PLANT GROWERS INC	158.24	0.00	158.24
87567	05/17/2018	4717	TANG. MICHAEL	250.00	0.00	250.00
87568	05/17/2018	45894	CINTAS CORPORATION	65.09	0.00	65.09
87569	05/17/2018	63558	COLLINS GROUP. THE	41.75	0.00	41.75
87570	05/17/2018	5008	COLOR CARD ADMINISTRATOR CORP.	37.54	0.00	37.54
87571	05/17/2018	3778	COMMERCIAL AOUATIC SERVICES INC	1,626.20	0.00	1,626.20
87572	05/17/2018	60195	CR TRANSFER INC	6,512.98	0.00	6,512.98
87573	05/17/2018	4641	DAO. THAO	1,429.35	0.00	1,429.35
87574	05/17/2018	4997	DE LA RIVA CONSTRUCTION. INC.	154,674.53	0.00	154,674.53
87575	05/17/2018	4680	DIAZ. ISABELLE	215.00	0.00	215.00
87576	05/17/2018	27200	DICKSON R F CO INC	42,914.79	0.00	42,914.79
87577	05/17/2018	4660	ZW USA INC.	172.76	0.00	172.76
87578	05/17/2018	51393	EMPLOYMENT DEVELOPMENT DEPT	3,477.00	0.00	3,477.00
87579	05/17/2018	65038	FED EX OFFICE & PRINT SVCS INC	187.86	0.00	187.86
87580	05/17/2018	66217	MAGNASYNC-MOVIOLA CORP	963.04	0.00	963.04
87581	05/17/2018	63519	FLUE STEAM INC	277.03	0.00	277.03
87582	05/17/2018	4289	FRAZIER. ROBERT C	241.15	0.00	241.15
87583	05/17/2018	52875	FROST. VALARIE A.	1,516.97	0.00	1,516.97
87584	05/17/2018	3188	GALLS LLC/OUARTEMASTER LLC	647.05	0.00	647.05
87585	05/17/2018	59433	GANAHL LUMBER COMPANY	417.04	0.00	417.04
87586	05/17/2018	42664	GIACHELLO. LENNY	195.00	0.00	195.00
87587	05/17/2018	65779	GOLDEN STATE WATER COMPANY	10,613.86	0.00	10,613.86
87588	05/17/2018	35477	HARA M LAWNMOWER CENTER	75.30	0.00	75.30
87589	05/17/2018	5106	HARRINGTON INDUSTRIAL PLASTICS LLC	1,543.34	0.00	1,543.34
87590	05/17/2018	59486	HERMAN. LINDA	225.00	0.00	225.00
87591	05/17/2018	51384	LOS ANGELES PHILHARMONIC ASSOC	3,972.00	0.00	3,972.00
87592	05/17/2018	42031	HOME DEPOT	1,675.20	0.00	1,675.20
87593	05/17/2018	3959	HORIZON MECHANICAL CONTRACTORS	1,789.00	0.00	1,789.00
87594	05/17/2018	4622	JHM SUPPLY INC	777.02	0.00	777.02
87595	05/17/2018	42359	JOHNSTONE SUPPLY INC	594.16	0.00	594.16

# CITY OF LAKEWOOD

## SUMMARY CHECK REGISTER

CHECK #	CHECK DATE	VEND #	VENDOR NAME	GROSS	DISC.	CHECK AMOUNT
87596	05/17/2018	4180	JONES RICHARD D. A PROF LAW CORP	4,005.00	0.00	4,005.00
87597	05/17/2018	63573	KDC INC	449.00	0.00	449.00
87598	05/17/2018	53849	LAKEWOOD ROTARY CLUB	18.00	0.00	18.00
87599	05/17/2018	53849	LAKEWOOD ROTARY CLUB	75.00	0.00	75.00
87600	05/17/2018	18400	LAKEWOOD. CITY WATER DEPT	32,983.73	0.00	32,983.73
87601	05/17/2018	2409	LIFTECH ELEVATOR SERVICES INC	522.00	0.00	522.00
87602	05/17/2018	3564	LONG BEACH. CITY OF	212.46	0.00	212.46
87603	05/17/2018	45069	LOS ANGELES CO/DEPT PW BLDG SVCS	73,902.41	0.00	73,902.41
87604	05/17/2018	62080	MARKLEY. ELIZABETH	143.00	0.00	143.00
87605	05/17/2018	41831	MIEIR-KING. RICHARD	666.25	0.00	666.25
87606	05/17/2018	4892	NESTLE WATERS NORTH AMERICA	158.49	0.00	158.49
87607	05/17/2018	4443	O'REILLY AUTOMOTIVE STORES INC	624.81	0.00	624.81
87608	05/17/2018	47554	OFFICE DEPOT BUSINESS SVCS	405.83	0.00	405.83
87609	05/17/2018	4909	ORANGE CO CIRCUIT BREAKERS. INC.	500.00	0.00	500.00
87610	05/17/2018	450	PACIFIC EH & S SERVICES INC	1,792.00	0.00	1,792.00
87611	05/17/2018	4215	M O DION & SONS INC	2,014.73	0.00	2,014.73
87612	05/17/2018	63708	DY-JO CORPORATION	635.00	0.00	635.00
87613	05/17/2018	4719	JOYCE LOU. INC.	271.18	0.00	271.18
87614	05/17/2018	5088	CCS EXPRESS. INC.	1,332.00	0.00	1,332.00
87615	05/17/2018	39640	RAYVERN LIGHTING SUPPLY CO INC	377.25	0.00	377.25
87616	05/17/2018	887	RDO-VERMEER LLC	26.46	0.00	26.46
87617	05/17/2018	45437	S & J SUPPLY CO	106.49	0.00	106.49
87618	05/17/2018	4309	SAFESHRED	25.00	0.00	25.00
87619	05/17/2018	41691	SAFETY-KLEEN CORP	995.50	0.00	995.50
87620	05/17/2018	56957	SALCO GROWERS INC	53.66	0.00	53.66
87621	05/17/2018	3153	SECTRAN SECURITY INC	141.61	0.00	141.61
87622	05/17/2018	5044	SHARP ELECTRONICS CORPORATION	4,786.43	0.00	4,786.43
87623	05/17/2018	29100	SNAP-ON INDUSTRIAL	29.72	0.00	29.72
87624	05/17/2018	26900	SO CALIF SECURITY CENTERS INC	457.70	0.00	457.70
87625	05/17/2018	29400	SOUTHERN CALIFORNIA EDISON CO	41,357.83	0.00	41,357.83
87626	05/17/2018	29500	SOUTHERN CALIFORNIA GAS CO	3,647.92	0.00	3,647.92
87627	05/17/2018	4026	SPASEFF TED C	250.00	0.00	250.00
87628	05/17/2018	4581	STEIN. ANDREW T	719.78	0.00	719.78
87629	05/17/2018	61853	STRICKLAND. BRENT	100.00	0.00	100.00
87630	05/17/2018	38679	WESTERN EXTERMINATOR COMPANY	1,293.29	0.00	1,293.29
87631	05/17/2018	2372	TGIS CATERING SVCS INC	939.29	0.00	939.29
87632	05/17/2018	5101	TOTAL ENVIRONMENTAL MANAGEMENT INC.	3,000.00	0.00	3,000.00
87633	05/17/2018	65224	TUMBLE-N-KIDS. INC	175.50	0.00	175.50
87634	05/17/2018	60685	TURF STAR	318.85	0.00	318.85
87635	05/17/2018	57989	U S BANK	159.95	0.00	159.95
87636	05/17/2018	64024	U S POSTAL SERVICE	4,253.92	0.00	4,253.92
87637	05/17/2018	3943	WATERLINE TECHNOLOGIES INC	45,632.57	0.00	45,632.57
87638	05/17/2018	17640	WAXIE ENTERPRISES INC	546.47	0.00	546.47
87639	05/17/2018	60651	WECK ANALYTICAL ENVIRONMENTAL SERVICES	309.00	0.00	309.00

# CITY OF LAKEWOOD SUMMARY CHECK REGISTER

<u>CHECK #</u>	<u>CHECK DATE</u>	<u>VEND #</u>	<u>VENDOR NAME</u>	<u>GROSS</u>	<u>DISC.</u>	<u>CHECK AMOUNT</u>
87640	05/17/2018	37745	WESTERN EXTERMINATOR CO	50.50	0.00	50.50
87641	05/17/2018	50058	WHITE HOUSE FLORIST INC	500.00	0.00	500.00
87642	05/17/2018	35146	WILLDAN ASSOCIATES	8,828.50	0.00	8,828.50
87643	05/17/2018	49425	ACURITY SPECIALTY PRODUCTS INC	305.11	0.00	305.11
87644	05/17/2018	3699	ESTRADA. LORELEI	200.00	0.00	200.00
87645	05/17/2018	3699	FAZLI. ANIS	42.00	0.00	42.00
87646	05/17/2018	3699	HARTZHEIM. MARGO	78.75	0.00	78.75
87647	05/17/2018	3699	KILTER TERMITE & PEST CONTROL	1,580.00	0.00	1,580.00
87648	05/17/2018	3699	PERALTA. CHERI	647.00	0.00	647.00
87649	05/17/2018	3699	RICE. CARA	40.00	0.00	40.00
<b>Totals:</b>				<u>495,076.48</u>	<u>0.00</u>	<u>495,076.48</u>

# DIVIDER SHEET

## **COUNCIL AGENDA**

May 22, 2018

**TO:** The Honorable Mayor and City Council

**SUBJECT:** Report of City Council Committees' Activities

### **INTRODUCTION**

A brief update is provided for City Council review on the activities of the following standing committees: Audit and Public Safety Committees.

### **STATEMENT OF FACT**

On May 7, the Audit Committee met and discussed:

- Best Practices – The roles and responsibilities of the committee, city staff and the independent auditing firm (The Pun Group). The committee was presented with an engagement timeframe for the FY 2017/2018 audit:
  - ✓ Interim – Start Date: May 7, 2018
  - ✓ Year-end – Start Date: September 10, 2018
  - ✓ CAFR – November 30, 2018
  - ✓ Single Audit Report – November 30, 2018
- Auditor's Approach – The auditing firm has a four-phase approach of (1) Detail Planning; (2) Risk Based Review of Internal Control Systems and Compliance; (3) Validation of Account Balances; and (4) Financial Statements Preparation and Audit Opinion
- Government Accounting Standards Board (GASB) Pronouncements – GASB 75 "Accounting & Financial Reporting for Postemployment Benefits other than Pensions" is effective for FY 17/18 after June 15, 2017. GASB 87 "Leases" is effective for FY 20/21 after December 15, 2019.
- The Committee received a report on the Invitation to Comment (ITC) on two subjects pertaining to potential GASB pronouncements: (1) Financial Reporting Model Improvement – Government Funds and (2) Revenue and Expense Recognition.
- The Committee was afforded the opportunity to speak directly with the Auditors, without the presence of City staff.

On May 10, the Public Safety Committee met and discussed:

- Crime Trend/Statistics – Crime numbers were down for the first four months of 2018 compared to 2017. There were 27 porch thefts and 13 mail/package thefts from January to April. The Committee directed Public Safety articles be created requesting residents to report package thefts.

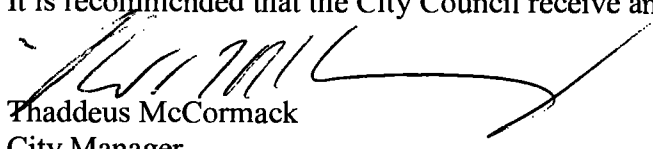


April. The Committee directed Public Safety articles be created requesting residents to report package thefts.

- Lakewood Center Mall – There was a significant decrease in grand theft autos. Two burglaries occurred in April. Mall security, theater security and LASD participated in an active shooter training, which proved to be a valuable exercise. The Committee requested notifying the public in future articles the importance of keeping their hands visible so that they do not appear as a threat if they were ever in an active shooter incident.
- Public Outreach – Lakewood Living Magazine features quarterly crime data, and Public Safety profiles will be added to highlight deputies and firefighters to the Lakewood citizenry. Crime maps with year-to-date information will be published in the c-magazine with the next quarterly Public Safety report by Captain Harpham.
- Illegal Fireworks Enforcement – New hard-hitting, attention-grabbing graphics warning of the injuries and damage caused by illegal fireworks have been published and will be distributed by fireworks stands. The Committee recommended reaching out to the Chamber of Commerce to provide these flyers to businesses. The committee also approved renting four digital message boards for one month to disperse throughout the City at busy intersections warning of the fines for illegal fireworks possession/use. There will be additional charges for illegal fireworks use/possession citations up to total costs of approximately \$2,000. Letters will be sent to illegal fireworks citation recipients from the last three years advising that Sheriff's personnel will patrol their neighborhoods; Fourth of July deployment will include additional deputies and vehicles. Upcoming Public Safety communication material will encourage residents to call the city hotline to report known or suspected illegal firework use locations.
- Fireworks Stand Permits Review - 25 organizations completed the application process to have fireworks stands and was forwarded to the Lakewood City Council for approval.
- Revocation of Business License for Massage Establishment - the business license of Oasis Foot Spa & Massage was revoked.

### **RECOMMENDATION**

It is recommended that the City Council receive and file this report.

  
Thaddeus McCormack  
City Manager

# **D I V I D E R S H E E T**

**COUNCIL AGENDA**  
May 22, 2018

**TO:** The Honorable Mayor and City Council

**SUBJECT:** Monthly Report of Investment Transactions – April 2018

**INTRODUCTION**

In accordance with California Government Code Section 53607, the City Council has delegated to the City Treasurer the responsibility to invest or to reinvest funds, or to sell or exchange securities so purchased. The California Government Code Section 53607 requires that, if such responsibility has been delegated, then the Treasurer “shall make a monthly report of those transactions to the legislative body.” In compliance with this requirement, the Monthly Report of Investment Transactions is being rendered to be received and filed.

**STATEMENT OF MONTHLY ACTIVITY**

<u>Date</u>	<u>Amount at Cost</u>	<u>Vehicle</u>	<u>Transaction</u>
4/01/2018	\$ 1,716.31	CORP	Interest 2.050%
4/01/2018	\$ 1,684.89	CORP	Interest 2.328%
4/01/2018	\$ 2,683.34	CORP	Interest 2.328%
4/01/2018	\$ 104.82	FNMA	Interest 1.898%
4/01/2018	\$ 1.27	FNMA	Interest 1.550%
4/01/2018	\$ 116.18	FNMA	Interest 1.785%
4/01/2018	\$ 187.60	FNMA	Interest 1.646%
4/01/2018	\$ 10,390.51	FNMA	Interest 1.898%
4/01/2018	\$ 8,812.20	FNMA	Interest 1.785%
4/01/2018	\$ 1,859.92	FNMA	Interest 1.646%
4/02/2018	\$ 12.46	MMF	Interest
4/04/2018	\$ 877.50	CORP	Interest 1.350%
4/05/2018	\$ 7,000.68	CD	Interest 1.910%
4/06/2018	\$ 550,000.00	CD	Purchase 2.737%
4/06/2018	\$ 725,536.18	CD	Sell 1.760%
4/09/2018	\$ 1,314.44	CORP	Interest 1.750%
4/10/2018	\$ 109,956.00	CORP	Purchase 2.950%
4/11/2018	\$ 265,917.28	FED AGY	Purchase 3.560%
4/12/2018	\$ 414,087.00	SUPRA	Purchase 2.625%
4/12/2018	\$ 228,040.91	FNMA	Sell 1.000%
4/12/2018	\$ 69,403.76	FNMA	Sell 1.000%
4/15/2018	\$ 2,187.50	CORP	Interest 2.500%
4/15/2018	\$ 1,406.25	FRMAC	Interest 1.125%
4/16/2018	\$ 25,045.27	TREAS	Sell 1.625%
4/17/2018	\$ 2,486.25	CORP	Interest 1.950%
4/17/2018	\$ 1,170.00	CORP	Interest 1.950%
4/18/2018	\$ 247,272.50	FRMAC	Sell 1.125%
4/18/2018	\$ 69,423.12	FNMA	Sell 1.000%
4/18/2018	\$ 125,220.97	TREAS	Sell 1.625%
4/18/2018	\$ 435,017.40	BOND	Purchase 2.800%
4/21/2018	\$ 2,187.50	CORP	Interest 2.500%
4/22/2018	\$ 3,984.38	CORP	Interest 2.125%

# Monthly Report of Investment Transactions

May 22, 2018

Page Two

4/25/2018	\$	3,250.00	CORP	Interest	2.000%
4/25/2018	\$	500.00	CORP	Interest	2.000%
4/26/2018	\$	2,650.00	CORP	Interest	2.650%
4/26/2018	\$	176,176.39	CORP	Sell	1.1600%
4/26/2018	\$	25,168.06	CORP	Sell	1.1600%
4/30/2018	\$	1,925.00	CORP	Interest	2.200%
4/30/2018	\$	6,987.50	TREAS	Interest	1.625%
4/30/2018	\$	7,218.75	TREAS	Interest	1.375%
4/30/2018	\$	687.50	TREAS	Interest	1.375%
4/30/2018	\$	855.00	CORP	Interest	1.800%
4/30/2018	\$	7,231.25	TREAS	Interest	1.625%
4/30/2018	\$	3,953.13	TREAS	Interest	1.375%


## RECOMMENDATION

It is recommended that the City Council receive and file the Monthly Report of Investment Transactions rendered for the month of April 2018.



Jose Gomez

Director of Administrative Services



Thaddeus McCormack

City Manager

# **D I V I D E R S H E E T**

## COUNCIL AGENDA

May 22, 2018

**TO:** The Honorable Mayor and City Council

**SUBJECT:** Low-Income Exemption from Utility Users Tax

### INTRODUCTION

The City Council has established certain classes of exemptions from the Utility Users Tax, including service users who qualify for low-income exemptions.

### STATEMENT OF FACT

Resolution No. 92-36, which established a low-income exemption based on a service user's total annual income and household size, was last amended on May 23, 2017 by Resolution No. 2017-13. Said resolution updated eligibility income criteria, as defined by the California Public Utilities Commission (CPUC). Likewise, the attached resolution increases the amount of annual income to be used in determining exemption criteria from the utility users tax effective June 1, 2018. Adoption of this resolution will align the income criteria used by the City to the current levels as set by the CPUC.


The table below illustrates the various income limits (depending on the household size) over the last three years and the percentage increases.

Household Size	2016 Income Limit		2017 Income Limit		2018 Income Limit
1-2	\$32,040	1.37%	\$32,480	1.35%	\$32,920
3	\$40,320	1.29%	\$40,840	1.76%	\$41,560
4	\$48,600	1.23%	\$49,200	2.03%	\$50,200
5	\$56,880	1.20%	\$57,560	2.22%	\$58,840
6	\$65,160	1.17%	\$65,920	2.37%	\$67,480
7	\$73,460	1.12%	\$74,280	2.48%	\$76,120
8	\$81,780	1.05%	\$82,640	2.57%	\$84,760
Each additional	\$8,320	0.48%	\$8,360	3.35%	\$8,640

Income limits are effective June 1, 2018 through May 31, 2019.

### RECOMMENDATION

It is recommended that the City Council adopt the attached Resolution pertaining to the low-income exemption of the utility users tax.



Jose Gomez  
Director of Administrative Services



Thaddeus McCormack  
City Manager

RESOLUTION NO. 2018-18

A RESOLUTION OF THE CITY COUNCIL OF THE CITY OF  
LAKEWOOD AMENDING RESOLUTION NO. 92-36  
PERTAINING TO THE LOW-INCOME EXEMPTION OF THE  
UTILITY USERS TAX

NOW, THEREFORE, THE CITY COUNCIL OF THE CITY OF LAKEWOOD DOES  
RESOLVE AS FOLLOWS:

SECTION I. Section 1.F. of Resolution No. 92-36 establishing classes of exemption  
from the Utility Users Tax is hereby amended to read as follows:

- F. Any individual service user who has qualified for Low-Income Exemption in the form  
and manner established in writing by the Director of Administrative Services, where said  
service user's total annual income for the number of persons in the service user's  
household is not more than the following:

Number of Persons in Household	Total Annual Household Income cannot be more than:
1-2	\$32,920
3	\$41,560
4	\$50,200
5	\$58,840
6	\$67,480
7	\$76,120
8	\$84,760
Each additional person add	\$8,640

SECTION 2. Resolution No. 2017-13 of the City Council of the City of Lakewood,  
amending Resolution No. 92-36 pertaining to Low-Income Exemption of the Utility Users Tax,  
is hereby repealed.

SECTION 3. Except as amended Resolution No. 92-36 is hereby reaffirmed in all other  
aspects, and this Resolution shall be effective June 1, 2018.

ADOPTED AND APPROVED THIS 22ND DAY OF MAY, 2018.

\_\_\_\_\_  
Mayor

ATTEST:

\_\_\_\_\_  
City Clerk

# **D I V I D E R S H E E T**



## COUNCIL AGENDA

May 22, 2018

**TO:** The Honorable Mayor and City Council

**SUBJECT:** Hardship Waiver for Low-Income Exemption

### INTRODUCTION

Over the years, the City has maintained a Hardship Waiver for the administrative or parking citation hearing procedure fee based on the low-income guidelines issued each year in the Federal Register by the U.S. Department of Health and Human Services (HHS).

### STATEMENT OF FACT

The Hardship Waiver utilizes a low-income eligibility table based on annually published federal guidelines, which lists households' total annual income and household size eligible for waiver. See table below, including percentage increases by household size.

The attached resolution establishes the amount of annual household income to be used in determining eligibility for a hardship waiver. Therefore, qualifying individuals do not have to pay the citation prior to being granted a hearing.

Household Size	2016 Income Limit		2017 Income Limit		2018 Income Limit
1-2	\$32,040	1.37%	\$32,480	1.35%	\$32,920
3	\$40,320	1.29%	\$40,840	1.76%	\$41,560
4	\$48,600	1.23%	\$49,200	2.03%	\$50,200
5	\$56,880	1.20%	\$57,560	2.22%	\$58,840
6	\$65,160	1.17%	\$65,920	2.37%	\$67,480
7	\$73,460	1.12%	\$74,280	2.48%	\$76,120
8	\$81,780	1.05%	\$82,640	2.57%	\$84,760
Each additional	\$8,320	0.48%	\$8,360	3.35%	\$8,640

Income limits are effective June 1, 2018 through May 31, 2019.

### RECOMMENDATION

It is recommended that the City Council adopt the attached Resolution pertaining to the hardship waiver for granting an administrative hearing regarding an administrative or parking citation.



Jose Gomez  
Director of Administrative Services



Thaddeus McCormack  
City Manager

RESOLUTION NO. 2018-19

A RESOLUTION OF THE CITY COUNCIL OF THE CITY OF  
LAKEWOOD ESTABLISHING A HARDSHIP WAIVER FROM  
ONE OF THE REQUIREMENTS FOR AN ADMINISTRATIVE  
HEARING REGARDING AN ADMINISTRATIVE OR  
PARKING CITATION

NOW, THEREFORE, THE CITY COUNCIL OF THE CITY OF LAKEWOOD DOES  
RESOLVE AS FOLLOWS:

SECTION 1. The City Council does hereby find and determine that any individual who has submitted for a Hardship Waiver in the form and manner established in writing by the Director of Administrative Services, where said individual's total annual income for the number of persons in the individual's household is not more than the following shall be eligible for a hardship waiver; this waiver relieves the individual of the requirement that the parking or administrative citation must be paid prior to being granted an administrative hearing:

Number of Persons in Household	Total Annual Household Income cannot be more than:
1-2	\$32,920
3	\$41,560
4	\$50,200
5	\$58,840
6	\$67,480
7	\$76,120
8	\$84,760
Each additional person add	\$8,640

SECTION 2. Resolution No. 2017-14 of the City Council of the City of Lakewood, pertaining to the establishment of a Low-Income level for determining Hardship Waiver, is hereby repealed.

SECTION 3. This Resolution shall be effective June 1, 2018.

ADOPTED AND APPROVED THIS 22ND DAY OF MAY 2018.

---

Mayor

ATTEST:

---

City Clerk

# DIVIDER SHEET

**COUNCIL AGENDA**

May 22, 2018

**TO:** The Honorable Mayor and City Council

**SUBJECT:** Delinquent Fees and Charges for Garbage, Waste and Refuse

**INTRODUCTION**

The Lakewood Municipal Code provides that unpaid balances for trash, waste and refuse accounts may be collected by placement on the annual property tax roll.

**STATEMENT OF FACT**

The attached resolution authorizes the Director of Administrative Services to prepare a report of all delinquent trash fees of \$40.00 or more as of May 31, 2018.

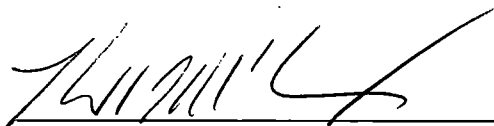
It also sets a public hearing for August 14, 2018, where the City Council shall hear any objections regarding the assessment of these delinquent trash fees. A notice of this hearing will be mailed to property owners listed on the report of delinquent fees. A sample copy of this Notice of Hearing is attached.

**STAFF RECOMMENDATION**

It is recommended that the City Council adopt the attached resolution.



Jose Gomez  
Director of Administrative Services



Thaddeus McCormack  
City Manager

TO: «Owner1»  
«Owner2»

PROPERTY OWNER

**NOTICE OF HEARING ON REPORT**  
**OF DELINQUENT GARBAGE TRASH AND REFUSE COLLECTION**

NOTICE IS HEREBY GIVEN that a public hearing will be held by the City Council of the City of Lakewood on Tuesday, August 14, 2018, at 7:30 p.m., or as soon thereafter as the matter can be heard, in the City Council Chambers of the City of Lakewood, 5000 Clark Avenue, Lakewood, California, on the written report of the Director of Administrative Services of the City of Lakewood that the following fees and charges are delinquent and that the amount thereof should be confirmed and constitute a Special Assessment against the following described parcel, and a lien on that parcel for the amount of such delinquent fees. Said report further provides that if said delinquent charges are confirmed the same becomes a lien on the land and attaches upon recordation in the office of the Los Angeles County Recorder, and further may be collected at the same time and in the same manner as ordinary County ad valorem taxes are collected.

Said delinquent fees contained in said report pertain to the collection by the City of Lakewood from the following described parcel of land of garbage, waste, trash and refuse, for which a fee or charge was imposed pursuant to Chapter 3 of Article V of the Lakewood Municipal Code, which said fee or charge for said services provided said premises remained unpaid on May 31, 2018, in the following amount, all of which is now due and owing. Said parcel and the amount of said delinquent fee proposed to be a lien against said parcel is as follows:

<u>Parcel No.:</u>	«Parcel»
<u>Account No.:</u>	«Account»
<u>Street Address:</u>	«LocAddress»
<u>Delinquent Charge and Lien Amount:</u>	«AmtDue»

NOTICE IS FURTHER GIVEN that you may examine said report in the office of the Director of Administrative Services at 5050 Clark Avenue, Lakewood, California, during regular business hours at any time prior to said hearing, and further that you may appear at the time and place of said hearing for the purpose of protesting or objecting thereto. At the time of said hearing the City Council shall hear all objections or protests of land owners liable to be assessed for said delinquent fees, and the City Council may make such revision or corrections to the report as it deems just, after which by resolution the report shall be confirmed.

NOTICE IS FURTHER GIVEN that you are not required to appear at said hearing if you agree with the delinquent charge and lien amount. You may simply contact City Hall at the number listed below and make payment in full up to and including August 15, 2018.

NOTICE IS FURTHER GIVEN that if you are a transferee of the aforementioned parcel on or after May 31, 2018 and qualify as a BONA FIDE PURCHASER FOR VALUE, said parcel may be excluded from the lien of delinquent charges if you establish in the office of the Director of Administrative Services, 5050 Clark Avenue, Lakewood, California, prior to said hearing or the date on which the first installment of taxes will become delinquent that you acquired said property for value without knowledge or notice of the lien or charge for rubbish services. If you have SOLD OR TRANSFERRED said parcel on or after May 31, 2018, please forward this notice to your transferee, or the person to whom you conveyed said property, prior to July 31, 2018.

DATED THIS 31st day of July, 2018.

IF YOU WOULD LIKE TO PAY THE LIEN AMOUNT, OR HAVE ANY QUESTIONS, PLEASE CONTACT  
WATER CUSTOMER SERVICE AT (562) 866-9771, EXT. 2630

RESOLUTION NO. 2018-20

A RESOLUTION OF THE CITY COUNCIL OF THE CITY OF LAKEWOOD DIRECTING THE PREPARATION OF A REPORT OF DELINQUENT FEES FOR GARBAGE, WASTE AND REFUSE COLLECTION AND DISPOSAL WITHIN THE CITY OF LAKEWOOD, AND SETTING A PUBLIC HEARING THEREON FOR AUGUST 14, 2018

WHEREAS, the City Council of the City of Lakewood, in accordance with the provisions of Chapter 3 of Article V of the Lakewood Municipal Code, commencing with Section 5300, did on and prior to May 31, 2018, provide to and remove from the parcels of land within the City of Lakewood, garbage, waste, and refuse for which a fee was charged pursuant to the terms and provisions of the Lakewood Municipal Code; and

WHEREAS, any fees which remain unpaid for a period of sixty or more days after the date upon which they were billed may be collected thereafter by the City pursuant to Government Code Section 25831; and

WHEREAS, a public hearing on a report of said delinquent fees should be set before the City Council for August 14, 2018;

NOW, THEREFORE, BE IT RESOLVED BY THE CITY COUNCIL OF THE CITY OF LAKEWOOD THAT:

SECTION 1. The Director of Administrative Services of the City of Lakewood is hereby directed to cause to be prepared a Report of Delinquent Fees of \$40.00 or more existing on May 31, 2018, The City Council does hereby fix August 14, 2018 at 7:30 p.m., or as soon thereafter at the Centre at Sycamore Plaza, 5000 Clark Avenue, Lakewood, California, as the time, date and place for a hearing on said Report, and any objections or protests thereto.

SECTION 2. The City Clerk shall cause notice of this hearing in the form and fashion of that attached hereto to be mailed to the landowners listed on the Report not less than ten (10) days prior to the date of said hearing.

SECTION 3. At the hearing the City Council shall hear any objections or protests of landowners liable to be assessed for delinquent fees. The City Council may make such revisions or corrections to the Report as it deems just, after which by resolution the report shall be confirmed.

SECTION 4. The City Clerk shall certify to the adoption of this resolution.

ADOPTED AND APPROVED THIS 22ND DAY OF MAY 2018.

---

Mayor

ATTEST:

---

City Clerk

# DIVIDER SHEET



## **COUNCIL AGENDA**

May 22, 2018

**TO:** The Honorable Mayor and City Council

**SUBJECT:** Permit Applications for Sale of Fireworks

### **INTRODUCTION**

Sections 3105 through 3106 of the Lakewood Municipal Code identify the requirements to be met and the procedures to be followed by applicants for a permit to sell fireworks. Since the Fire Prevention Ordinance was amended in 2002, the number of firework stand permits has declined from 36 in 2001 to 25 in 2018.

### **STATEMENT OF FACT**

For the first time since the adoption of Ordinance 2002-2 the number of applications dropped below the maximum (25) due to two organizations (AYSO and Royal Rangers) ending their firework stand operations. As a result, the Administrative Services Department, with direction from the City Attorney, conducted a drawing pursuant to Section 3103.3.D of the Lakewood Municipal Code to select an organization for the open permit.

The Administrative Services Department contacted the eight (8) organizations that had previously contacted the City expressing interest in operating a firework stand. Of the eight organizations contacted, six (6) submitted completed applications to the City Clerk within the time allotted, and three (3) of those six, met the criteria for stand operation per Lakewood Municipal Code Section 3105.3. The City Clerk held a witnessed drawing on April 30<sup>th</sup> and Lakewood Little League's name was drawn. On May 7<sup>th</sup>, Lakewood Little League submitted their stand application and on May 10<sup>th</sup> the Public Safety Committee, acting as the License and Permit Hearing Board, reviewed all the fireworks stand permit applications and authorized staff to bring all 25 permit applications to the City Council for approval.

The other 24 organizations seeking permits are the same groups the City Council approved in 2017. All organizations have submitted the proper documentation as required by the Fire Prevention Code. Following is a list of all 25 organizations and their scheduled stand locations.

<b>ORGANIZATION</b>	<b>2018 STAND LOCATION</b>
Artesia H.S. Band Boosters	12108 Del Amo Blvd
Artesia H.S. Baseball	12108 Del Amo Blvd
Artesia H.S. Cheerleaders	5819 Bellflower Blvd
Greater Lakewood Chamber of Commerce	2770 Carson St
Lakewood Garden Civic Association	5386 Cherry Ave
Lakewood H.S. Grad Nite Boosters	4909 Paramount Blvd
Lakewood Jaycees	5267 Paramount Blvd
Lakewood Jr. Pacific Football	5951 Del Amo Blvd

Lakewood Knights of Columbus	4265 Woodruff Ave
Lakewood Lions Club	20137 Pioneer Blvd
Lakewood Little League	500 Lakewood Center Mall
Lakewood Pan Am Festival	2615 Carson St
Lakewood Rotary Club	4907 Del Amo Blvd
Lakewood School Committee	6905 Carson Street
Lakewood Women's Club	2710 Del Amo Blvd
Life Center Assembly of God	6022 Candlewood St.
Little League Baseball Boosters	6419 Del Amo Blvd
Mayfair H.S. Band Boosters	4136 South St
Mayfair H.S. Football Boosters	5510 Woodruff Ave
Mayfair H.S. Grad Night Boosters	5223 Bigelow St
Mayfair H.S. Pep Squad Boosters	6000 Woodruff Ave
Pioneer Football	4031-4117 Candlewood St
Royal Rangers-Orange Section	6440 South St
Temple Beth Zion Sinai	5505 Carson St
Weingart Lakewood Family YMCA	4139 Woodruff Ave

Attached are a 2018 firework stand location map and net profit summary sheet from 2017 firework sales.

#### **RECOMMENDATION**

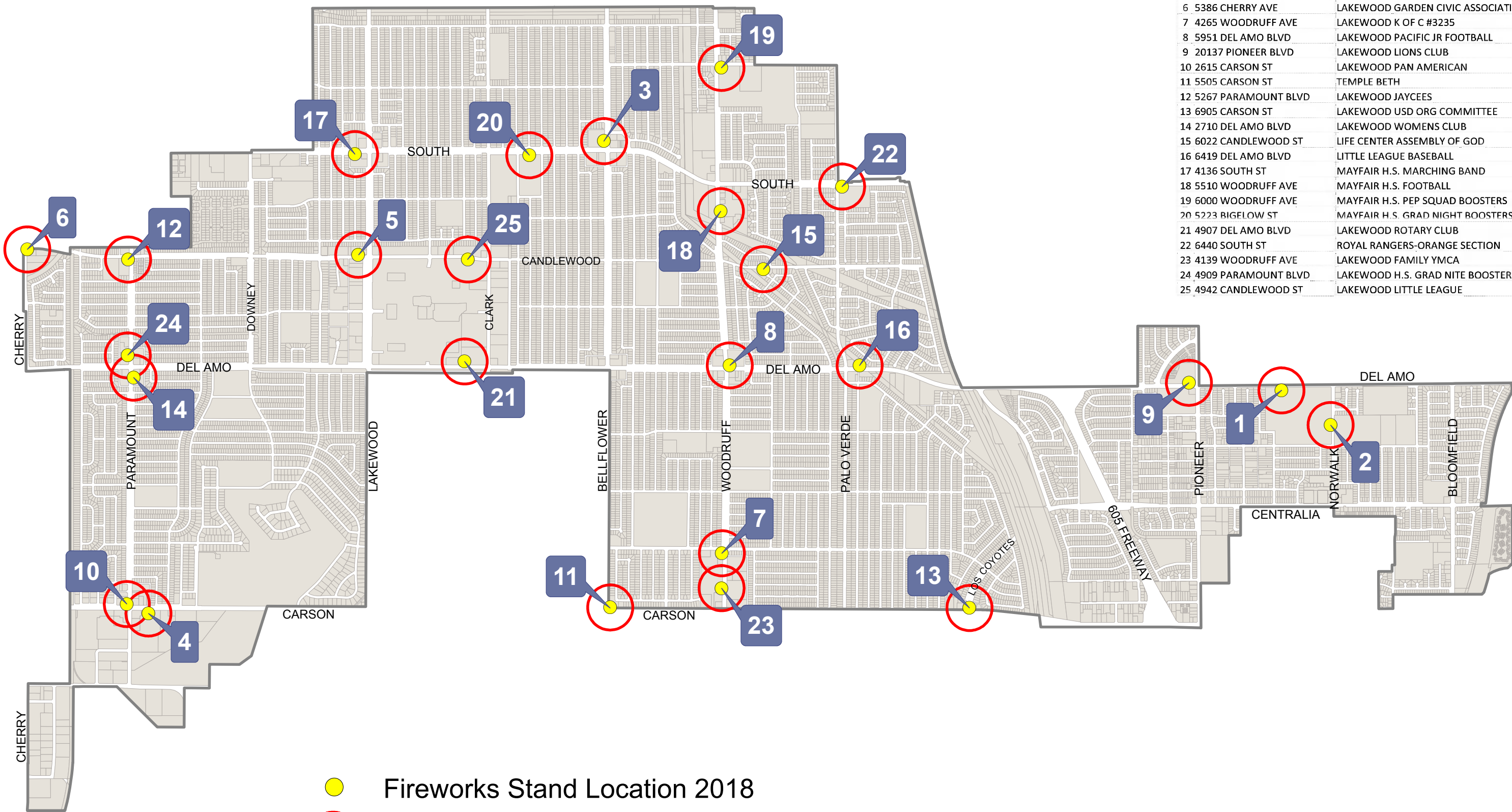
It is recommended the City Council approve the applications for firework stand permits to the 25 organizations listed above, and authorize staff to issue permits for temporary fireworks stands to these organizations.



Jose Gomez  
Director of Administrative Services



Thaddeus McCormack  
City Manager



ID	ADDRESS	ORGANIZATION
1	12108 DEL AMO BLVD	ARTESIA H.S. BAND BOOSTERS
2	12108 DEL AMO BLVD	ARTESIA H.S. BASEBALL
3	5819 BELLFLOWER BLVD	ARTESIA H.S. CHEERLEADERS
4	2770 E. CARSON ST	CHAMBER OF COMMERCE
5	4031-4117 CANDELWOOD ST	ARTESIA H.S. FOOTBALL
6	5386 CHERRY AVE	LAKEWOOD GARDEN CIVIC ASSOCIATION
7	4265 WOODRUFF AVE	LAKEWOOD K OF C #3235
8	5951 DEL AMO BLVD	LAKEWOOD PACIFIC JR FOOTBALL
9	20137 PIONEER BLVD	LAKEWOOD LIONS CLUB
10	2615 CARSON ST	LAKEWOOD PAN AMERICAN
11	5505 CARSON ST	TEMPLE BETH
12	5267 PARAMOUNT BLVD	LAKEWOOD JAYCEES
13	6905 CARSON ST	LAKEWOOD USD ORG COMMITTEE
14	2710 DEL AMO BLVD	LAKEWOOD WOMENS CLUB
15	6022 CANDLEWOOD ST	LIFE CENTER ASSEMBLY OF GOD
16	6419 DEL AMO BLVD	LITTLE LEAGUE BASEBALL
17	4136 SOUTH ST	MAYFAIR H.S. MARCHING BAND
18	5510 WOODRUFF AVE	MAYFAIR H.S. FOOTBALL
19	6000 WOODRUFF AVE	MAYFAIR H.S. PEP SQUAD BOOSTERS
20	5223 BIGELOW ST	MAYFAIR H.S. GRAD NIGHT BOOSTERS
21	4907 DEL AMO BLVD	LAKEWOOD ROTARY CLUB
22	6440 SOUTH ST	ROYAL RANGERS-ORANGE SECTION
23	4139 WOODRUFF AVE	LAKEWOOD FAMILY YMCA
24	4909 PARAMOUNT BLVD	LAKEWOOD H.S. GRAD NITE BOOSTERS
25	4942 CANDLEWOOD ST	LAKEWOOD LITTLE LEAGUE

 Fireworks Stand Location 2018

 500' Buffer

# FIREWORKS STANDS 2018

FIREWORKS 2018  
Net Profit Summary

<u>Organization</u>	<u>Net Profit 2016</u>	<u>Net Profit 2017</u>	<u>Difference</u>	<u>Use</u>
1 Artesia H.S. Band Boosters	\$ 4,475.19	\$ 4,452.39	\$ (22.80)	35% Instruments - 30% Uniform cleaning - 25% Coaches - 10% Entry fees
2 Artesia H.S. Baseball Boosters	\$ 4,203.09	\$ 2,719.74	\$ (1,483.35)	25% Baseballs - 25% Uniforms 25% Field maint - 25% Umpire fees
3 Artesia H.S. Cheerleaders	\$ 11,146.78	\$ 8,348.02	\$ (2,798.76)	50% Camp - 40% Uniforms - 10% Trophys
4 Greater Lakewood Chamber of Commerce	\$ 22,026.61	\$ 20,243.48	\$ (1,783.13)	100% Business & Community Development
5 Lakewood Garden Civic Association	\$ 17,800.66	\$ 16,809.00	\$ (991.66)	100% Upkeep of LCGA Clubhouse and Pool
6 Lakewood H.S. Grad Night	\$ 4,091.42	\$ 3,651.93	\$ (439.49)	90% Food, Tickets, Transportation - 10% Sponsorships
7 Lakewood Jaycees	\$ 3,383.13	\$ 2,422.65	\$ (960.48)	35% Project Shepard - 60% Miss Greater Lakewood - 5% Membership Fees
8 Lakewood Knights of Columbus	\$ 27,741.00	\$ 23,154.00	\$ (4,587.00)	25% Scholarships - 25% Church - 25% Vocation - 25% Support of past members
9 Lakewood Lions Club	\$ 7,241.73	\$ 10,521.00	\$ 3,279.27	50% Scholarships - 25% Eye glasses - 25% Guide dog
10 Lakewood Pacific Junior Football	\$ 4,990.80	\$ 5,150.63	\$ 159.83	25% Uniforms - 25% Equipment - 25% Fields - 25% Other Misc.
11 Lakewood Pan Am Festival	\$ 9,712.93	\$ 14,809.18	\$ 5,096.25	100% Scholarships
12 Lakewood Rotary	\$ 16,665.76	\$ 13,450.98	\$ (3,214.78)	Scholarships, donations, grant project, and Rotary dues
Lakewood School Committee (former				
13 Lakewood USD Org Comm)	\$ 16,312.82	\$ 17,864.44	\$ 1,551.62	75% Grants to Lakewood Teachers - 25% Operating Expenses
14 Lakewood Women's Club	\$ 3,206.02	\$ 3,127.86	\$ (78.16)	40% American Lung Center - 20% MOW - 20% Special Olympics - 20% VA Hospital
15 Life Center Assembly of God	\$ 2,261.15	\$ 2,787.28	\$ 526.13	40% Missions - 20% Youth Camp - 40% Purchase Bibles
16 Little League Baseball District #38	\$ 9,800.00	\$ 8,979.49	\$ (820.51)	50% Uniforms - 50% Awards
17 Mayfair H.S. Band Boosters	\$ 14,107.88	\$ 19,465.77	\$ 5,357.89	50% Instruments - 30% Music - 20% Entry Fees
18 Mayfair H.S. Football Boosters	\$ 6,908.00	\$ 8,859.00	\$ 1,951.00	100% Uniforms
19 Mayfair H.S. Grad Night	\$ 5,207.10	\$ 9,409.16	\$ 4,202.06	100% Grad Night
20 Mayfair H.S. Pep Squad	\$ 21,392.17	\$ 10,991.70	\$ (10,400.47)	70% Uniforms - 10% Transportation - 10% Equipment - 10% Entry Fees
21 Pioneer Football Boosters	\$ 2,111.48	\$ 2,201.00	\$ 89.52	50% Uniforms - 25% Helmets -15% Cleaning - 10% Audio Equipment
22 Royal Rangers-Orange Section	\$ 8,723.84	\$ 5,988.63	\$ (2,735.21)	60% Camp - 40% Equipment
23 Temple Beth Zion-Sinai	\$ 7,299.00	\$ 5,438.18	\$ (1,860.82)	75% Religious Ed - 10% Operations - 10% Dues - 5% Food for needy
24 Weingart Lakewood Family YMCA	\$ 21,343.87	\$ 29,171.65	\$ 7,827.78	25% Scholarships - 25% Youth Programs - 25% Day Camp - 25% Scholarship Assist.
<b>TOTAL</b>	<b>\$ 252,152.43</b>	<b>\$ 250,017.16</b>	<b>\$ (2,135.27)</b>	

# DIVIDER SHEET

## COUNCIL AGENDA

May 22, 2018

**TO:** The Honorable Mayor and City Council

**SUBJECT:** Notice of Completion – Public Works Contract 18-01  
Lakewood City Hall Boiler Replacement

### INTRODUCTION

Allison Mechanical, Inc., the Contractor on Public Works Contract 18-01, has completed work which consisted of demolition of existing and new improvements including a replacement hot water boiler, and related items required by the contract documents.

### STATEMENT OF FACT

On March 13, 2018 Council awarded Public Works Contract 2018-01 to Allison Mechanical, Inc. in the amount of \$61,499. Two (2) change orders (COs) were negotiated throughout the construction period resulting in a final contract amount of \$65,364.51. The net additional amount to the contract was \$3,865.51. These change orders are the result of expediting the equipment for faster installation, and replacing a leaking circuit setter.


The contract was substantially completed on April 30<sup>th</sup>, 2017. Since that time Allison Mechanical, Inc.'s staff has addressed all items on a limited punch list.

### RECOMMENDATION

It is the recommendation of Staff that the City Council:

- (1) Accept the work performed by Allison Mechanical, Inc., in a final contract amount of \$65,364.51, and authorize the City Clerk to file the Notice of Completion for Public Works Contract 2018-01.
- (2) Ratify Change Order Nos. 1-2 in the net additional amount of \$3,865.51 to Public Works Contract 2018-01.

Lisa Ann Rapp   
Director of Public Works

  
Thaddeus McCormack  
City Manager

# DIVIDER SHEET

## COUNCIL AGENDA

May 22, 2018

**TO:** Honorable Mayor and City Council

**SUBJECT:** Agreement Between the Los Angeles Gateway Region Integrated Regional Water Management Joint Powers Authority (GWMA) and the City of Lakewood for Cost Sharing for the Installation of Monitoring Equipment and Monitoring Pursuant to the Harbor Toxic Pollutants Total Maximum Daily Load (TMDL)

### BACKGROUND

In 2012, the Harbor Toxics TMDL, incorporated into the Municipal Separate Storm Sewer System (MS4) Permit. This TMDL establishes numerical discharge limits for a wide variety of pollutants including metals such as copper, lead, and zinc. Cities impacted by this TMDL are draining to the Dominguez Channel; directly into the Greater Harbor which includes the Los Cerritos Channel watershed, Palos Verdes Peninsula watershed and Los Angeles River Estuary; and draining to the Los Angeles and San Gabriel Rivers, which includes Lakewood.

In 2015, Lakewood entered into a cost sharing agreement with the GWMA as the fiduciary agent for the installation of monitoring equipment and monitoring the Harbor Toxics TMDL, and that is set to expire on June 30, 2018. This new agreement will expire on June 30, 2023.

### FISCAL IMPACT

A cost share matrix is included in Exhibit A to the Agreement. This cost share estimate based on a 50% equal share and 50% by area in addition to a 3% administrative GWMA member fee to administer the Agreement. Non-members pay a 8.76% administrative fee. The City's annual cost is \$3,309.50 for FY2018-19 and in the future cost may change slightly dependent on the number of participants.

### RECOMMENDATION

Staff recommends that City Council:

1. Authorize the Mayor to enter into a five (5) year agreement between the City and GWMA for administration and cost sharing for the installation of monitoring equipment and ongoing monitoring for the Harbor Toxic Pollutant Total Maximum Daily Load.

Lisa Ann Rapp   
Director of Public Works

  
Thaddeus McCormack  
City Manager



AGREEMENT  
BETWEEN THE LOS ANGELES GATEWAY REGION INTEGRATED REGIONAL  
WATER MANAGEMENT JOINT POWERS AUTHORITY  
AND THE  
CITY OF LAKEWOOD

FOR COST SHARING FOR THE INSTALLATION OF MONITORING EQUIPMENT  
AND MONITORING PURSUANT TO THE HARBOR TOXIC POLLUTANTS TMDL

This Agreement is made and entered into as of July 1, 2018, by and between the Los Angeles Gateway Region Integrated Regional Water Management Joint Powers Authority ("GWMA"), a California Joint Powers Authority, and the City of Lakewood, (the "Permittee"). The Permittee and the GWMA are collectively referred to as the "Parties";

RECITALS

WHEREAS, the mission of the GWMA includes the equitable protection and management of water resources within its area;

WHEREAS, for the purposes of this Agreement, the term "MS4 Permittees" shall mean those public agencies that are co-permittees to a National Pollutant Discharge Elimination System Municipal Separate Storm Sewer System Permit Order ("MS4 Permit") issued by the Los Angeles Regional Water Quality Control Board;

WHEREAS, the United States Environmental Protection Agency established the Total Maximum Daily Loads ("TMDL") for Toxic Pollutants on March 23, 2012, with the intent of protecting and improving water quality in the Dominguez Channel and the Greater Los Angeles and Long Beach Harbor Waters ("Harbor Toxic Pollutants TMDL");

WHEREAS, the Harbor Toxic Pollutants TMDL regulates certain discharges from National Pollutant Discharge Elimination System ("NPDES") permit holders, requiring organization and cooperation among the MS4 Permittees;

WHEREAS, the Permittee manages, drains or conveys storm water into at least a portion of the Los Angeles River including the estuary or Coyote Creek or the San Gabriel River including the estuary;

WHEREAS, various MS4 Permittees desire to facilitate the achievement of the objectives of the Harbor Toxic Pollutants TMDL by installing one monitoring station in the Los Angeles River at Wardlow Road, one monitoring station in the San Gabriel River near Spring Street, and one monitoring station in the Coyote Creek, also near Spring Street and conducting monitoring at said monitoring stations (collectively "Monitoring Stations") to ensure consistency with other regional monitoring programs and usability with other TMDL related studies;

WHEREAS, installation of the Monitoring Stations and future monitoring requires administrative coordination for the various MS4 Permittees that the GWMA can and is willing to provide;

WHEREAS, the members of the GWMA are the Cities of Artesia, Avalon, Bell, Bell Gardens, Bellflower, Cerritos, Commerce, Cudahy, Downey, Hawaiian Gardens, Huntington Park, La Mirada, Lakewood, Long Beach, Lynwood, Maywood, Montebello, Norwalk, Paramount, Pico Rivera, Santa Fe Springs, Signal Hill, South Gate, Vernon, Whittier, Water Replenishment District, Central Basin Municipal Water District and the Long Beach Water Department ("GWMA Members");

WHEREAS, because of the financial savings and benefits resulting from this cost-sharing arrangement, other MS4 Permittees that are not GWMA Members may request to participate in the cost sharing of the Monitoring Costs for the installation of the Monitoring Stations and the costs of monitoring conducted at the Monitoring Stations (collectively "Monitoring Costs");

WHEREAS, the GWMA Board of Directors authorized the GWMA to enter into individual separate agreements with such individual MS4 Permittees (which shall not have voting rights in any group relating to the GWMA Members) for purposes of only cost sharing in the Monitoring Costs;

WHEREAS, because GWMA Members already pay annual membership fees that pay for GWMA administrative costs, GWMA Members that participate in the cost share for the Monitoring Costs shall pay a three percent (3%) administrative fee on each payment to cover various administrative costs;

WHEREAS, MS4 Permittees that are not GWMA Members that participate in the cost share for the Monitoring Costs shall pay an eight and seventy-six hundredths percent (8.76%) administrative fee on each payment to cover various administrative costs. Five percent (5%) of such amount represents the estimated direct, actual costs of the GWMA's administrative expenses and three and seventy-six hundredths percent (3.76%) represents the estimated indirect, overhead costs of the GWMA's administrative expenses;

WHEREAS, certain private NPDES permit holders that are subject to the Harbor Toxic Pollutants TMDL have also expressed interest in participating in the cost share for the Monitoring Costs and procuring the monitoring data generated pursuant to this Agreement in order to satisfy their own permit obligations;

WHEREAS, it is currently unknown how many MS4 Permittees and private NPDES permit holders will ultimately participate in the cost sharing of the Monitoring Costs;

WHEREAS, depending on how many MS4 Permittees and private NPDES permit holders ultimately participate in the cost sharing for the Monitoring Costs, each participating Permittee's annual cost share amount will be adjusted and the GWMA will notify each participating Permittee of its adjusted annual cost share amount in writing;

WHEREAS, the Permittee desires to share in the Monitoring Costs;

WHEREAS, the Parties have determined that authorizing GWMA to hire consultants as necessary to install and maintain the Monitoring Stations and conduct the monitoring required by the Harbor Toxic Pollutants TMDL will be beneficial to the Parties;

WHEREAS, the Permittee agrees to pay: (a) its proportional share of the Monitoring Costs to be incurred by the GWMA in accordance with the Cost Sharing Formula reflected in Exhibit "A"; and (b) applicable administrative fees to cover administrative costs; and

WHEREAS, the role of the GWMA is to: (1) invoice and collect funds from the Permittee to cover its portion of the Monitoring Costs; and (2) hire and retain consultants to install Monitoring Stations and conduct monitoring at the Monitoring Stations.

NOW, THEREFORE, in consideration of the mutual covenants and conditions set forth herein, the Parties do hereby agree as follows:

Section 1. Recitals. The recitals set forth above are fully incorporated as part of this Agreement.

Section 2. Purpose. The purpose of this Agreement is for the Permittee to cost share in the Monitoring Costs.

Section 3. Cooperation. The Parties shall fully cooperate with one another to achieve the purposes of this Agreement.

Section 4. Voluntary Nature. The Parties voluntarily enter into this Agreement.

Section 5. Binding Effect. This Agreement shall become binding on GWMA and the Permittee.

Section 6. Term. This Agreement shall commence on July 1, 2018 and shall expire on June 30, 2023, unless terminated earlier pursuant to this Agreement.

Section 7. Role of the GWMA.

(a) The GWMA shall invoice and collect funds from the Permittee to cover the Monitoring Costs; and

(b) The GWMA shall administer the consultants' contracts for the Monitoring Costs. Provided the Permittee has paid all outstanding invoices to the GWMA to cover the Monitoring Costs and administrative costs, the GWMA will provide the Permittee with the monitoring data collected from the Monitoring Stations.

(c) At the request of an MS4 Permittee that participates in the cost sharing for the Monitoring Costs, the GWMA is authorized and may negotiate, enter into agreements with, and collect funds from general and individual NPDES permit holders

that are not MS4 Permittees for cost-sharing the Monitoring Costs.

## Section 8. Financial Terms.

(a) Initial Payment Amount. The Permittee shall pay no more than Three Thousand Three Hundred Nine Dollars and Fifty Cents (\$3,309.50) for the initial payment ("Initial Payment Amount"), for the 2018-2019 fiscal year to the GWMA for managing the installation of the Monitoring Stations and the monitoring data collected at the Monitoring Stations for the 2018-2019 fiscal year. This Initial Payment Amount includes: (1) the Permittee's cost share amount ("Cost Share Amount") identified in Exhibit "A", attached hereto and incorporated herein; and (2) the Administrative Costs Payment Amount identified in subsection (c) of this Section 8.

(b) Annual Payment Amount. For each subsequent fiscal year, commencing with the 2019-2020 fiscal year, the Permittee shall pay no more than Three Thousand Three Hundred Nine Dollars and Fifty Cents (\$3,309.50) ("Annual Payment Amount") annually on a fiscal year (July 1<sup>st</sup> to June 30<sup>th</sup>) basis to the GWMA in exchange for the monitoring data collected from the Monitoring Stations. This Annual Payment Amount includes: (1) the Permittee's Cost Share Amount identified in Exhibit "A", attached hereto and incorporated herein; and (2) the Administrative Costs Payment Amount identified in subsection (c) of this Section 8.

(c) Administrative Costs. As part of the Initial Payment Amount and the Annual Payment Amount, the Permittee shall also pay its proportional share of the GWMA's staff time for hiring the consultants and invoicing the Permittee, legal fees incurred by the GWMA in the performance of its duties under this Agreement, and audit expenses and other overhead costs ("Administrative Costs Payment Amount"). The Administrative Costs Payment Amount will be added to the Permittee's annual invoice to cover the Permittee's share of the administrative costs.

i. GWMA Members. If the Permittee is a GWMA Member, then the Administrative Costs Payment Amount shall be three percent (3%) of the Permittee's Cost Share Amount identified in Exhibit "A." Beginning with the 2019-2020 fiscal year and for each fiscal year thereafter, the GWMA will evaluate this Administrative Costs Payment Amount to ensure it adequately recovers the GWMA's cost of performing its duties under this Agreement. Based on this review, the GWMA may increase or decrease the Administrative Costs Payment Amount for the next fiscal year. The GWMA will provide the Permittee thirty (30) days' written notice prior to July 1st of the fiscal year in which a new Administrative Costs Payment Amount will take effect.

ii. Non-GWMA Members. If the Permittee is not a GWMA Member, then the GWMA shall charge eight and seventy-six hundredths percent (8.76%) of the Permittee's Cost Share Amount identified in Exhibit "A." Five percent (5%) of such amount represents the estimated direct, actual costs of the GWMA's Administrative Costs and three and seventy-six hundredths percent (3.76%) represents the estimated indirect, overhead costs of the GWMA's Administrative Costs. Beginning

with the 2019-2020 fiscal year and for each fiscal year thereafter, the GWMA will evaluate this Administrative Costs Payment Amount to ensure it adequately recovers the GWMA's cost of performing its duties under this Agreement. Based on this review, the GWMA may increase or decrease the Administrative Costs Payment Amount for the next fiscal year. The GWMA will provide the Permittee thirty (30) days' written notice prior to July 1st of the fiscal year in which a new Administrative Costs Payment Amount will take effect.

(d) The Permittee's Initial Payment Amount shall cover the 2018-2019 fiscal year and is due upon execution of this Agreement, but in no event later than June 30, 2018. For each subsequent fiscal year, commencing with the 2019-2020 fiscal year, the GWMA shall submit annual invoices to the Permittee for the Annual Payment Amount and no later than the April 1st prior to the new fiscal year.

(e) Adjustment of Cost Share Based on Number of Participants. The Initial Payment Amount, the Annual Payment Amount, and the Administrative Costs Payment Amount identified in this Section 8 ("Financial Terms") represent the maximum dollar amounts that the Permittee is required to submit to the GWMA, but may be reduced based on the final number of MS4 Permittees that participate in the cost sharing for the Monitoring Costs.

(f) Reserve Credits. If the Permittee's actual cost share amount plus administrative costs are less than the Initial Payment Amount or the Annual Payment Amount, plus the Administrative Costs Payment Amount, paid by the Permittee in a particular year, then the GWMA will notify the Permittee in writing on the next available invoice and will presume that the Permittee desires any excess balance be credited toward the Permittee's Annual Payment Amount and/or Administrative Costs Payment Amount in subsequent years, less a reasonable contingency as determined by the GWMA not to exceed \$10,000. Such a credit will be applied to the Initial Payment Amount if an excess balance exists for funds paid by Permittee under a prior cost share agreement between the Parties. In lieu of a credit, the Permittee may elect to retain any excess balance as reserves for future Annual Payments Amounts and/or Administrative Costs Payment amounts, and pay the full invoiced amount to the GWMA. Notwithstanding the forgoing, the Administrative Costs Payment Amount charged to non-GWMA Members for indirect, overhead costs in the amount of three and seventy-six hundredths percent (3.76%) of the Permittee's Cost Share Amount will be retained by GWMA and is not subject to a credit.

(g) Upon receiving an invoice from the GWMA, the Permittee shall pay the invoiced amount to the GWMA within thirty (30) days of the invoice's date.

(h) The Permittee shall be delinquent if its invoiced payment is not received by the GWMA within forty-five (45) days after the invoice's date. If the Permittee is delinquent, the GWMA will: 1) verbally contact the representative of the Permittee; and 2) submit a formal letter from the GWMA Executive Officer to the Permittee at the address listed in Section 12 of this Agreement. If payment is not received within sixty (60) days of the original invoice date, the GWMA may terminate

this Agreement. However, no such termination may be ordered unless the GWMA first provides the Permittee with thirty (30) days written notice of its intent to terminate the Agreement. The terminated Permittee shall remain obligated to GWMA for its delinquent payments and any other obligations incurred prior to the date of termination. If the GWMA terminates this Agreement because the Permittee is delinquent in its payment, the Permittee shall no longer be entitled to the monitoring data collected from the Monitoring Stations.

(i) Any delinquent payments by the Permittee shall accrue compound interest at the average rate of interest paid by the Local Agency Investment Fund during the time that the payment is delinquent.

#### Section 9. Independent Contractor.

(a) The GWMA is, and shall at all times remain, a wholly independent contractor for performance of the obligations described in this Agreement. The GWMA's officers, officials, employees and agents shall at all times during the term of this Agreement be under the exclusive control of the GWMA. The Permittee cannot control the conduct of the GWMA or any of its officers, officials, employees or agents. The GWMA and its officers, officials, employees, and agents shall not be deemed to be employees of the Permittee.

(b) The GWMA is solely responsible for the payment of salaries, wages, other compensation, employment taxes, workers' compensation, or similar taxes for its employees and consultants performing services hereunder.

#### Section 10. Indemnification and Insurance.

(a) The Permittee shall defend, indemnify and hold harmless the GWMA and its officers, employees, and other representatives and agents from and against any and all liabilities, actions, suits proceedings, claims, demands, losses, costs, and expenses, including legal costs and attorney's fees, for injury to or death of person(s), for damage to property (including property owned by the GWMA) for negligent or intentional acts, errors and omissions committed by the Permittee or its officers, employees, and agents, arising out of or related to that Permittee's performance under this Agreement, except for such loss as may be caused by GWMA's negligence or that of its officers, employees, or other representatives and agents, excluding the consultant.

(b) GWMA makes no guarantee or warranty that any monitoring data prepared by the consultants shall be approved by the relevant governmental authorities. GWMA shall have no liability to the Permittee for the negligent or intentional acts or omissions of GWMA's consultants.

#### Section 11. Termination.

(a) The Permittee may terminate this Agreement for any reason, or no reason, by giving the GWMA prior written notice thereof, but the Permittee shall remain

responsible for its entire Annual Payment Amount through the end of the current fiscal year during which Permittee terminates the Agreement and shall not be entitled any refund of any portion of said Annual Payment Amount. Moreover, unless the Permittee provides written notice of termination to the GWMA by February 15th immediately prior to the new fiscal year, the Permittee shall also be responsible for its Annual Payment Amount through the end of the new fiscal year (e.g., If the Permittee terminates on March 1<sup>st</sup>, 2019, the Permittee is responsible for the Annual Payment Amounts for both FY 2018-2019 and FY 2019-2020. If the Permittee terminates on February 10, 2019, the Permittee is responsible for its Annual Payment Amount only for FY 2018-2019, not for FY 2019-2020). If the Permittee terminates the Agreement, the Permittee shall remain liable for any loss, debt, or liability otherwise incurred through the end of the new fiscal year.

(b) The GWMA may, with a vote of the GWMA Board, terminate this Agreement upon not less than thirty (30) days written notice to the Permittee. Any remaining funds not due and payable or otherwise legally committed to Consultant shall be returned to the Permittee.

## Section 12. Miscellaneous.

(a) Other NPDES Permit Holders. Individual or general NPDES permit holders who are not MS4 Permittees that receive Harbor Toxic Pollutants TMDL monitoring requirements in their NPDES permits may wish to participate in this cost share for the Monitoring Costs in order to receive the monitoring data collected from the Monitoring Stations. Upon receipt of a written request from an NPDES permit holder to participate in this cost share, the GWMA will either reject or accept the NPDES permit holder's participation in the cost share arrangement. If accepted, the NPDES permit holder will enter into a separate cost share agreement with the GWMA that will require the NPDES permit holder to pay annually twelve thousand three hundred dollars (\$12,300) ("Private Monitoring Fee") for the Monitoring Costs. Failure to pay the Private Monitoring Fee by the date set forth in the cost share agreement will result in termination of the NPDES permit holder's participant status. An NPDES permit holder accepted as a participant will only be entitled to receive the monitoring data collected from the Monitoring Stations for any fiscal year in which the participant has paid its Private Monitoring Fee. The Private Monitoring Fee will be applied as a credit toward the Permittee's Annual Payment Amount in proportion to the Permittee's Cost Share Amount identified in Exhibit "A."

(b) Notices. All Notices which the Parties require or desire to give hereunder shall be in writing and shall be deemed given when delivered personally or three (3) days after mailing by registered or certified mail (return receipt requested) to the following address or as such other addresses as the Parties may from time to time designate by written notice in the aforesaid manner:

To GWMA:

Ms. Grace Kast  
Executive Officer  
16401 Paramount Boulevard  
Paramount, CA 90723

To the Permittee:

City of Lakewood  
5050 Clark Avenue  
Lakewood, CA 90712  
Attn: Konya Vivanti  
kvivanti@lakewoodcity.org

(c) Amendment. The terms and provisions of this Agreement may not be amended, modified or waived, except by a written instrument signed by all Parties.

(d) Waiver. Waiver by either the GWMA or the Permittee of any term, condition, or covenant of this Agreement shall not constitute a waiver of any other term, condition, or covenant. Waiver, by the GWMA or the Permittee, to any breach of the provisions of this Agreement shall not constitute a waiver of any other provision or a waiver of any subsequent breach of any provision of this Agreement.

(e) Law to Govern: Venue. This Agreement shall be interpreted, construed, and governed according to the laws of the State of California. In the event of litigation between the Parties, venue shall lie exclusively in the County of Los Angeles.

(f) No Presumption in Drafting. The Parties to this Agreement agree that the general rule that an agreement is to be interpreted against the Party drafting it, or causing it to be prepared, shall not apply.

(g) Severability. If any term, provision, condition or covenant of this Agreement is declared or determined by any court of competent jurisdiction to be invalid, void, or unenforceable, the remaining provisions of this Agreement shall not be affected thereby and this Agreement shall be read and construed without the invalid, void, or unenforceable provisions(s).

(h) Entire Agreement. This Agreement constitutes the entire agreement of the Parties with respect to the subject matter hereof and supersedes all prior or contemporaneous agreements, whether written or oral, with respect thereto.

(i) Counterparts. This Agreement may be executed in any number of counterparts, each of which shall be an original, but all of which taken together shall constitute but one and the same instrument, provided, however, that such counterparts shall have been delivered to all Parties to this Agreement.



(j) Legal Representation. All Parties have been represented by counsel in the preparation and negotiation of this Agreement. Accordingly, this Agreement shall be construed according to its fair language.

(k) Authority to Execute this Agreement. The person or persons executing this Agreement on behalf of Permittee warrants and represents that he or she has the authority to execute this Agreement on behalf of the Permittee and has the authority to bind Permittee.

IN WITNESS WHEREOF, the Parties hereto have caused this Agreement to be executed on their behalf, respectively, as follows:

DATE: \_\_\_\_\_

LOS ANGELES GATEWAY REGION  
INTEGRATED REGIONAL WATER  
MANAGEMENT JOINT POWERS  
AUTHORITY

\_\_\_\_\_  
Signature of GWMA Chair

\_\_\_\_\_  
Print Name

DATE: \_\_\_\_\_

PERMITTEE  
CITY OF LAKEWOOD

\_\_\_\_\_  
Signature

\_\_\_\_\_  
Print Name

\_\_\_\_\_  
Print Title

**EXHIBIT "A"**  
**COST SHARE MATRIX**  
**ATTACHED**

EXHIBIT A - COST SHARE MATRIX

City	GWMA Member	Group	Fourth Year*	Sub-Total*	Credit from Reserve	Balance*	Combined Balance
Alhambra	No	LAR	\$ 801.52	\$ 801.52	\$ -	\$ 801.52	-
Arcadia	No	LAR	\$ 919.56	\$ 919.56	\$ -	\$ 919.56	\$ 1,593.98
Arcadia	No	SGR	\$ 674.42	\$ 674.42	\$ -	\$ 674.42	
Artesia	Yes	SGR	\$ 697.95	\$ 697.95	\$ -	\$ 697.95	\$ 2,779.84
Artesia	Yes	SGR - CC	\$ 2,081.89	\$ 2,081.89	\$ -	\$ 2,081.89	
Azusa	No	SGR	\$ 1,464.61	\$ 1,464.61	\$ -	\$ 1,464.61	-
Baldwin Park	No	SGR	\$ 1,244.69	\$ 1,244.69	\$ -	\$ 1,244.69	-
Bell	Yes	LAR	\$ 619.29	\$ 619.29	\$ -	\$ 619.29	-
Bellflower	Yes	SGR	\$ 820.49	\$ 820.49	\$ -	\$ 820.49	-
Bell Gardens	Yes	LAR	\$ 613.67	\$ 613.67	\$ -	\$ 613.67	-
Bradbury	No	LAR	\$ 552.43	\$ 552.43	\$ -	\$ 552.43	\$ 1,305.05
Bradbury	No	SGR	\$ 752.62	\$ 752.62	\$ -	\$ 752.62	
Burbank	No	LAR	\$ 1,154.33	\$ 1,154.33	\$ -	\$ 1,154.33	-
Calabasas	No	LAR	\$ 751.65	\$ 751.65	\$ -	\$ 751.65	-
Cerritos	Yes	SGR	\$ 910.53	\$ 910.53	\$ -	\$ 910.53	\$ 4,405.01
Cerritos	Yes	SGR - CC	\$ 3,494.49	\$ 3,494.49	\$ -	\$ 3,494.49	
Claremont	No	SGR	\$ 1,827.34	\$ 1,827.34	\$ -	\$ 1,827.34	-
Commerce	Yes	LAR	\$ 762.38	\$ 762.38	\$ -	\$ 762.38	-
Covina	No	SGR	\$ 1,264.55	\$ 1,264.55	\$ -	\$ 1,264.55	-
Cudahy	Yes	LAR	\$ 568.73	\$ 568.73	\$ -	\$ 568.73	-
Diamond Bar	No	SGR	\$ 1,275.70	\$ 1,275.70	\$ -	\$ 1,275.70	\$ 5,132.03
Diamond Bar	No	SGR - CC	\$ 3,856.33	\$ 3,856.33	\$ -	\$ 3,856.33	
Downey	Yes	LAR	\$ 725.52	\$ 725.52	\$ -	\$ 725.52	\$ 1,956.88
Downey	Yes	SGR	\$ 1,231.36	\$ 1,231.36	\$ -	\$ 1,231.36	
Duarte	No	LAR	\$ 572.48	\$ 572.48	\$ -	\$ 572.48	\$ 1,425.07
Duarte	No	SGR	\$ 852.59	\$ 852.59	\$ -	\$ 852.59	
El Monte	No	LAR	\$ 778.68	\$ 778.68	\$ -	\$ 778.68	\$ 1,648.95
El Monte	No	SGR	\$ 870.27	\$ 870.27	\$ -	\$ 870.27	
Glendale	No	LAR	\$ 1,636.77	\$ 1,636.77	\$ -	\$ 1,636.77	-
Glendora	No	SGR	\$ 1,920.91	\$ 1,920.91	\$ -	\$ 1,920.91	-
Hawaiian Gardens	Yes	SGR - CC	\$ 2,031.79	\$ 2,031.79	\$ -	\$ 2,031.79	-
Hidden Hills	No	LAR	\$ 578.68	\$ 578.68	\$ -	\$ 578.68	-

Huntington Park	Yes	LAR	\$ 633.72	\$ 633.72	\$ -	\$ 633.72	-
Industry	No	SGR	\$ 1,695.14	\$ 1,695.14	\$ -	\$ 1,695.14	-
Irwindale	No	LAR	\$ 582.25	\$ 582.25	\$ -	\$ 582.25	\$ 1,934.80
Irwindale	No	SGR	\$ 1,352.54	\$ 1,352.54	\$ -	\$ 1,352.54	
La Canada Flintridge	No	LAR	\$ 838.44	\$ 838.44	\$ -	\$ 838.44	-
La Habra Heights	No	SGR	\$ 749.09	\$ 749.09	\$ -	\$ 749.09	\$ 3,867.81
La Habra Heights	No	SGR - CC	\$ 3,118.72	\$ 3,118.72	\$ -	\$ 3,118.72	
La Mirada	Yes	SGR - CC	\$ 4,074.83	\$ 4,074.83	\$ -	\$ 4,074.83	-
La Puente	No	SGR	\$ 955.27	\$ 955.27	\$ -	\$ 955.27	-
La Verne	No	SGR	\$ 1,396.88	\$ 1,396.88	\$ -	\$ 1,396.88	-
Lakewood	Yes	LAR	\$ 526.98	\$ 526.98	\$ -	\$ 526.98	\$ 3,309.51
Lakewood	Yes	SGR	\$ 746.09	\$ 746.09	\$ -	\$ 746.09	
Lakewood	Yes	SGR - CC	\$ 2,036.43	\$ 2,036.43	\$ -	\$ 2,036.43	\$ 4,162.30
Long Beach (minus estuary)	Yes	LAR	\$ 971.71	\$ 971.71	\$ -	\$ 971.71	
Long Beach	Yes	SGR	\$ 739.43	\$ 739.43	\$ -	\$ 739.43	
Long Beach	Yes	SGR - CC	\$ 2,451.16	\$ 2,451.16	\$ -	\$ 2,451.16	\$ 1,470.44
Los Angeles	No	LAR	\$ 10,822.08	\$ 10,822.08	\$ -	\$ 10,822.08	
Lynwood	Yes	LAR	\$ 700.07	\$ 700.07	\$ -	\$ 700.07	-
Maywood	Yes	LAR	\$ 566.92	\$ 566.92	\$ -	\$ 566.92	-
Monrovia	No	LAR	\$ 808.39	\$ 808.39	\$ -	\$ 808.39	\$ 1,470.44
Monrovia	No	SGR	\$ 662.04	\$ 662.04	\$ -	\$ 662.04	
Montebello	Yes	LAR	\$ 828.33	\$ 828.33	\$ -	\$ 828.33	-
Monterey Park	No	LAR	\$ 805.38	\$ 805.38	\$ -	\$ 805.38	-
Norwalk	Yes	SGR	\$ 1,034.29	\$ 1,034.29	\$ -	\$ 1,034.29	\$ 4,385.43
Norwalk	Yes	SGR - CC	\$ 3,351.14	\$ 3,351.14	\$ -	\$ 3,351.14	
Paramount	Yes	LAR	\$ 637.52	\$ 637.52	\$ -	\$ 637.52	-
Pasadena	No	LAR	\$ 1,365.08	\$ 1,365.08	\$ -	\$ 1,365.08	-
Pico Rivera	Yes	LAR	\$ 609.86	\$ 609.86	\$ -	\$ 609.86	\$ 1,799.33
Pico Rivera	Yes	SGR	\$ 1,189.47	\$ 1,189.47	\$ -	\$ 1,189.47	
Pomona	No	SGR	\$ 2,654.52	\$ 2,654.52	\$ -	\$ 2,654.52	-
Rosemead	No	LAR	\$ 712.17	\$ 712.17	\$ -	\$ 712.17	-
San Dimas	No	SGR	\$ 1,996.80	\$ 1,996.80	\$ -	\$ 1,996.80	-
San Fernando	No	LAR	\$ 610.32	\$ 610.32	\$ -	\$ 610.32	-
San Gabriel	No	LAR	\$ 674.33	\$ 674.33	\$ -	\$ 674.33	-

San Marino	No	LAR	\$ 660.99	\$ 660.99	\$ -	\$ 660.99	-
Santa Fe Springs	Yes	SGR	\$ 914.20	\$ 914.20	\$ -	\$ 914.20	\$ 4,413.79
Santa Fe Springs	Yes	SGR - CC	\$ 3,499.59	\$ 3,499.59	\$ -	\$ 3,499.59	
Sierra Madre	No	LAR	\$ 625.88	\$ 625.88	\$ -	\$ 625.88	-
Signal Hill (minus estuary)	Yes	LAR	\$ 529.99	\$ 529.99	\$ -	\$ 529.99	-
South El Monte	No	LAR	\$ 613.19	\$ 613.19	\$ -	\$ 613.19	\$ 1,299.71
South El Monte	No	SGR	\$ 686.52	\$ 686.52	\$ -	\$ 686.52	
South Gate	Yes	LAR	\$ 791.29	\$ 791.29	\$ -	\$ 791.29	-
South Pasadena	No	LAR	\$ 648.26	\$ 648.26	\$ -	\$ 648.26	-
Temple City	No	LAR	\$ 670.47	\$ 670.47	\$ -	\$ 670.47	-
Unincorporated	No	LAR	\$ 2,946.12	\$ 2,946.12	\$ -	\$ 2,946.12	\$ 14,510.19
Unincorporated	No	SGR	\$ 4,968.38	\$ 4,968.38	\$ -	\$ 4,968.38	
Unincorporated	No	SGR - CC	\$ 6,595.70	\$ 6,595.70	\$ -	\$ 6,595.70	
Vernon	Yes	LAR	\$ 711.43	\$ 711.43	\$ -	\$ 711.43	-
Walnut	No	SGR	\$ 1,438.09	\$ 1,438.09	\$ -	\$ 1,438.09	-
West Covina	No	SGR	\$ 2,060.86	\$ 2,060.86	\$ -	\$ 2,060.86	-
Whittier	Yes	SGR	\$ 879.24	\$ 879.24	\$ -	\$ 879.24	\$ 6,214.04
Whittier	Yes	SGR - CC	\$ 5,334.80	\$ 5,334.80	\$ -	\$ 5,334.80	
LACFCD (5%) of Subtotal:	No	LAR	\$ 2,206.68	\$ 2,206.68	\$ -	\$ 2,206.68	\$ 6,620.03
LACFCD (5%) of Subtotal:	No	SGR	\$ 2,206.68	\$ 2,206.68	\$ -	\$ 2,206.68	
LACFCD (5%) of Subtotal:	No	SGR - CC	\$ 2,206.68	\$ 2,206.68	\$ -	\$ 2,206.68	
Grand Total:	-	-	\$ 132,400.65	\$ 132,400.65	\$ -	\$ 132,400.65	-

Calculations based on an estimated monitoring cost of \$44,133.55 per monitoring station.

# DIVIDER SHEET

**TO:** The Honorable Mayor and City Council

**SUBJECT:** Agreement with G2 Construction, Inc. to Provide Purchase and Installation of Catch Basin Inserts

### **INTRODUCTION**

As a part of the city's compliance with the municipal storm water permit, the purchase and installation of full capture devices in 10% of the city owned catch basins located in high priority uses is required every year over a period of 10 years.

### **STATEMENT OF FACT**

The State Water Resources Control Board (State Board) and Los Angeles Regional Water Quality Control Board (Regional Board) consider trash to be a significant pollutant in California's waters. In 2015, the State Board adopted statewide consistency in regulating trash to protect aquatic life, public health and provide other beneficial uses, and to reduce environmental issues associated with trash in State waters (known as the "Trash Amendments").

As an owner and operator of a municipal storm drain system, Lakewood is required to comply with the Trash Amendments. Cities have 10 years to demonstrate full compliance with the Trash Amendments by installing, operating and maintaining full capture systems for storm drains that capture runoff from priority land uses in their respective jurisdictions. In order to facilitate compliance, the city joined Watershed Management Programs (WMPs) in the Lower Los Angeles River Watershed, Los Cerritos Channel Watershed and the Lower San Gabriel River Watershed. Under the respective WMPs, the city made a commitment to install full capture systems on catch basins within the city.

### **BACKGROUND**

In 2014, the County of Orange released Request for Proposals No. 080-P08019 for trash and debris capture devices (RFP). The County of Orange's evaluation committee for the RFP scored and ranked six submitted proposals in January 2015. The evaluation committee issued a recommendation that scored G2 Construction, Inc. (G2) as the top ranked proposer. The County of Orange entered into a Master Agreement with for trash and debris capture devices (MA-080-15011198), which includes a clause for cooperative agreements, extending the provisions and pricing to other California local or State government agencies wishing to procure trash and debris capture devices.

Public agencies often utilize other agencies' formal bidding results when the agreement between the agency and the vendor meets the needs of the using agency. In this case, the city would select G2 solicited as part of the Orange County's bid process and use the approved pricing to establish an agreement with the vendor to purchase and install catch basin inserts in Lakewood.



## **DISCUSSION**

Public Works was satisfied with G2's installation of catch basin inserts in 2016. The proposed scope of work will consist of the purchase and installation of full capture catch basins inserts in City-owned catch basins. G2 will be providing all of the services and materials necessary for the installation of the catch basin insert in all locations, including traffic control. Staff is focusing on high priority land use areas with city-owned catch basins and in the future will need to purchase and install inserts in County-owned catch basins located with Lakewood.

## **FISCAL IMPACT**


The installation cost of the inserts in City-owned catch basins is budgeted in the Public Works Capital Improvement Budget in an amount not to exceed \$30,000.

## **RECOMMENDATION**

Staff recommends that:

1. City Council approve the attached agreement with G2 Construction, Inc., authorizing the city to purchase and installation of inserts in city-owned catch basins.

Lisa Ann Rapp   
Director of Public Works

  
Thaddeus McCormack  
City Manager

AGREEMENT FOR SERVICES

BETWEEN

CITY OF LAKEWOOD AND G2 CONSTRUCTION, INC.

THIS AGREEMENT, made and entered into this 22ND day of MAY, 2018, by and between CITY OF LAKEWOOD, a municipal corporation, sometimes hereinafter referred to as CITY, and G2 CONSTRUCTION, INC, sometimes hereinafter referred to as SERVICE PROVIDER,

WITNESSETH:

WHEREAS, CITY is in need of the services of a trash and debris capture equipment manufacturer and installation company, and said G2 CONSTRUCTION, INC is desirous of providing said services;

NOW, THEREFORE, in consideration of the foregoing recitals, the parties hereto do mutually agree as follows:

1. Scope of Services.

SERVICE PROVIDER agrees to provide to CITY at its own cost and expense when requested by CITY those services set forth on Exhibit A attached hereto and made a part hereof.

2. Compensation for Services.

CITY agrees to pay SERVICE PROVIDER for all services rendered under the Scope of Services. Said compensation shall be as billed in accordance with the fee schedule included in Exhibit A, attached. SERVICE PROVIDER shall submit invoices to the Director of Public Works for approval prior to authorization of payment. The total compensation under this Agreement shall not exceed \$30,000.

Payments on approved invoices shall be made within thirty (30) days of receipt and approval of said invoice by the Director of Public Works.

In the event the not-to-exceed amount of this Agreement must be exceeded for any reason, the City Manager shall be authorized to approve amendments up to ten percent (10%) of the Agreement amount OR \$9,999.00, whichever is the **lesser** amount, for each amendment.

3. Independent Contractor.

It is expressly understood and agreed that SERVICE PROVIDER has been retained, at its request, as an independent contractor, as distinguished from an employee or agent of CITY to perform the aforementioned services. SERVICE PROVIDER acknowledges the independent contractor relationship and releases CITY from any liability or obligation to make deductions or withholding from his compensation in respect to unemployment, income taxes, disability, social security, health or pension matters.

SERVICE PROVIDER acknowledges his independent contractor's status in performing said services, and agrees to bear the risk of property damage or loss to any property arising out of the work site, the place to work, or the duties bestowed upon SERVICE PROVIDER pursuant to this Agreement, and does hereby release CITY, its officers and personnel from any liability to SERVICE PROVIDER for any loss or damage thereby incurred, except where said loss or damage was caused by CITY.

In the performance of this agreement, SERVICE PROVIDER shall comply with all applicable provisions of the California Fair Employment Practices Act (California Labor Code Sections (410 et seq.) and the applicable equal employment provisions of the Civil Rights Act of 1964 (42 U.S.C. 200e 217), whichever is more restrictive.

4. Termination.

Either party to this Agreement may terminate the same at any time by giving the other at least thirty (30) days' written prior notice thereof. In the event of termination, CITY shall pay to SERVICE PROVIDER the total value of the services of SERVICE PROVIDER to the final date of termination computed in accordance with the terms and provisions of this Agreement.

5. Term.

This Agreement shall be for a term commencing May 22nd, 2018 and terminating JUNE 30<sup>TH</sup>, 2019 and may be renewed by CITY with the concurrence of SERVICE PROVIDER for any successive three-year term, unless sooner terminated as hereinbefore provided.

6. Assignment.

SERVICE PROVIDER shall not assign the performance of this Agreement, nor any part thereof, nor any monies due hereunder, without the prior written consent of CITY.

7. Ownership of Documents.

It is understood and agreed CITY has full and complete and absolute title to all plans, drawings, reports, and other documents supplied by CITY to SERVICE PROVIDER during the course of this Agreement, or prepared by SERVICE PROVIDER for CITY during the course of this Agreement.

8. Insurance.

The SERVICE PROVIDER at all times during the term of this Agreement, shall maintain and keep in full force and effect, and deposit with the City, insurance or a Certificate of Insurance which shall evidence the fact that the SERVICE PROVIDER has in full force and effect a comprehensive personal injury and property damage policy protecting the SERVICE PROVIDER and the City from liability in the following policies of insurance with minimum limits as indicated below and issued by insurers with A.M. Best ratings of no less than A-: VI:

- Commercial general liability at least as broad as ISO CG 0001 (per occurrence)  
\$1,000,000; (general aggregate) \$2,000,000
- Commercial auto liability at least as broad as ISO CA 0001 (per accident)  
\$1,000,000

Said policy shall contain a provision that the same cannot be canceled without at least thirty (30) days notice to the City thereof and shall name the City as an additional insured.

- Worker's compensation- Statutory

SERVICE PROVIDER certifies that it is aware of the provisions of the Labor Code of the State of California, which require every employer to be insured against liability for workers compensation or to undertake self-insurance in accordance with the provisions of that code, and it certifies that it will comply with such provisions before commencing the performance of the work of this Agreement.

9. Indemnity.

SERVICE PROVIDER shall indemnify and save CITY, its officers and employees, harmless from any suits, claims or actions brought by any person or persons, including his agents or employees, for or on account of any injuries or damages or other loss, cost or expense caused by the negligent or wrongful act or omission of SERVICE PROVIDER, his agents and employees, or his subcontractors and the agents and employees thereof, arising out of the services to be performed by SERVICE PROVIDER pursuant to this Agreement.

10. Assumption of Risk.

SERVICE PROVIDER does hereby assume all risks to himself, his personnel, subcontractors and agents, and any employees thereof, of personal injury or death, and all risk of property damage or loss to any property, wares, vehicles, or materials owned or possessed by SERVICE PROVIDER and said SERVICE PROVIDER further releases CITY, its officers and employees, from any liability therefor.

11. Prevailing Rate of Wages.

The Director of Public Works at the direction of CITY Council has obtained from the Department of Industrial Relations, State of California, the prevailing rate of per diem wage, and the general prevailing rate for holiday and overtime work in the locality in which this work is to be performed for each craft, classification or type of workmen needed to carry out this agreement.

In that regard, pursuant to Section 1773 of the Labor Code, holidays, upon which such rate shall be paid, need not be specified in this agreement, but shall be all holidays recognized in the collective bargaining agreement applicable to the particular craft, classification or type of workmen employed on the project. Copies of the prevailing rate of per diem wages are on file at the Public Works office, City Hall, and are available to any interested party on request. Referenced hereto and made a part hereof as though set forth in full are rates applicable to this project and contract, and the contractor shall pay not less than the minimum thereof.

12. Reservation of Rights.

Nothing in this Agreement shall be deemed to bind CITY to any course of conduct other than its obligation hereunder to pay SERVICE PROVIDER for said services rendered. It is understood CITY reserves complete right within its discretion to reject all or any part of any design, plan, specification or recommendation made to it, or submitted by said SERVICE PROVIDER. It is further understood that acceptance herein by CITY of any design, plan, specification or recommendation of SERVICE PROVIDER shall be for the purpose of compensating SERVICE PROVIDER only, and shall not be binding on CITY as to any other further course of action. CITY reserves the complete right to authorize additional, other or independent SERVICE PROVIDER services or studies, and it is agreed that SERVICE PROVIDER does not have any exclusive rights to said services from CITY.

13. Notice.

Any notice required to be given hereunder shall be deemed to have been given by depositing said notice in the United States mail in an envelope with postage prepaid thereon, addressed as follows:

To CITY:

City Clerk  
City of Lakewood  
5050 N. Clark Avenue  
Lakewood, CA 90712

To the SERVICE PROVIDER:

John R. Alvarado, President  
G2 Construction, Inc.  
1352 E. Borchard Ave.  
Santa Ana, CA. 92705

14. Safety Program.

SERVICE PROVIDER shall be solely responsible for the safety of his employees. SERVICE PROVIDER shall develop and maintain an Injury and Illness Protection Program

(IIPP) in accordance with the Cal/OSHA requirements contained in the California Code of Regulations, Title 8 Section 3203 (CCR T8 Section 3203), "Injury and Illness Prevention Program." SERVICE PROVIDER shall provide safety, health, and job skills training so as to provide a safe and healthful workplace, and meet all applicable Cal/OSHA requirements. SERVICE PROVIDER shall maintain all OSHA 300 logs and records, and make them available for inspection upon request by the City.

IN WITNESS WHEREOF, the parties hereto have caused this Agreement to be executed as follows:

CITY OF LAKEWOOD

\_\_\_\_\_  
MAYOR

ATTEST:

\_\_\_\_\_  
CITY CLERK

SERVICE PROVIDER

\_\_\_\_\_  
Signature

\_\_\_\_\_  
Printed Name

\_\_\_\_\_  
Company Name

APPROVED AS TO FORM:

\_\_\_\_\_  
City Attorney

# Public Hearings

## **COUNCIL AGENDA**

May 22, 2018

**TO:** The Honorable Mayor and City Council

**SUBJECT:** Amending the Rate for Bin and Special Refuse Services

### **INTRODUCTION**

The contract for bin and special refuse collection and disposal services provides for an adjusted increase of 4.0 percent, based on the April-to-April CPI, to the amounts collected by the contract service provider for special bin service. The 4.0 percent is the maximum bin and special refuse rates are allowed to increase, the contract service provider may charge less, and will become effective July 1, 2018.

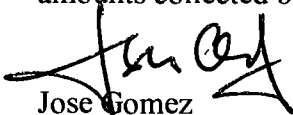
AB 1826, the State's New Mandatory Organics Recycling Law requires all commercial businesses and multi-family properties with five (5) or more units to arrange for recycling for specified organic waste (i.e. food and green waste). The rates for this new service is included in Appendix A.

Attached is the resolution, which implements these adjustments as listed in Appendix A.

The Environmental Management Committee is scheduled to meet on Monday evening, May 22, 2018. Staff will advise the Council on Tuesday, if the Committee has any changes to staff's recommendation.


### **STAFF RECOMMENDATION**

It is recommended that the City Council adopt the attached Resolution, which adjusts the amounts collected by the contractor for special bin services



Jose Gomez

Director of Administrative Services



Thaddeus McCormack

City Manager



Appendix A  
BIN AND SPECIAL REFUSE SERVICE  
MAXIMUM RATE SCHEDULE  
Effective July 1, 2018

Service	Maximum Fee	
<i>Trash or Split Bin (½ Trash- ½ Recycle)</i>		
1 Pickup Per Week, 3 yard bin	\$127.06	per month
2 Pickup Per Week, 3 yard bin	\$198.72	per month
3 Pickup Per Week, 3 yard bin	\$270.23	per month
4 Pickup Per Week, 3 yard bin	\$341.74	per month
5 Pickup Per Week, 3 yard bin	\$413.44	per month
6 Pickup Per Wcck, 3 yard bin	\$485.12	per month
Lock Lids	\$20.58	per month
Automated Trash/Recycle Cart -1 x Week	\$49.30	per month
Automated Trash/Recycle Cart -2 x Week	\$98.61	per month
Extra Automated Trash or Recycle Cart	\$10.57	per cart per dump
Compactor Bins 1 x F/L	\$275.61	
Compactor Bins 2 x F/L	\$431.09	
Compactor Bins 3 x F/L	\$586.16	
Compactor Bins 4 x F/L	\$741.23	
Compactor Bins 5 x F/L	\$896.73	
Compactor Bins 6 x F/L	\$1,052.18	
Extra Pickups (Excluding Sundays)	\$61.66	
Sunday Pickups	\$90.95	
Steam Clean Bins	\$68.66	
Roll Off Compactors	\$717.53	
Steam Clean Compactors	\$163.04	
Bin Roll Out Service Over 50 Fcct 1 x	\$27.46	per bin
Bin Roll Out Service Over 50 Feet 2 x	\$54.89	per bin
Bin Roll Out Service Ovcr 50 Feet 3 x	\$82.37	per bin
Bin Roll Out Service Over 50 Feet 4 x	\$109.82	per bin
Bin Roll Out Service Over 50 Feet 5 x	\$137.28	per bin
Bin Roll Out Service Over 50 Fcct 6 x	\$164.73	per bin
Scout Service 1x per week	\$31.47	per bin
Scout Service 2x per wcck	\$62.93	per bin
Scout Service 3x per week	\$94.40	per bin
Scout Service 4x per week	\$125.86	per bin
Scout Service 5x per week	\$157.33	per bin
Scout Service 6x per week	\$188.80	per bin
Bin Roll Off Containers (Rccycling)	\$317.47	plus disposal fee
Shared Bin Usage	\$4.72	per month
Roll-Off Container	\$506.22	per bin
3 Yard Recycling Bins 1x per week	\$46.50	
3 Yard Recycling Bins 2x per week	\$79.73	
3 Yard Recycling Bins 3x per week	\$112.96	
3 Yard Recycling Bins 4x per week	\$146.18	
3 Yard Recycling Bins 5x per week	\$171.47	
3 Yard House Bin – No dirt or concrete	\$111.55	per bin
1 Yard House Bin – Dirt and eoncrete	\$111.55	per bin
Automated Rccycling Carts 1x per week	\$21.31	
Additional Carts 1x per week	\$7.00	
Automated Rccycling Carts 2x per week	\$42.62	
Additional Carts 2x per week	\$14.00	
Bulky Item Pick-up (One Item)	\$13.91	
Bulky Item Pick-up (2-4 additional items)	\$11.13	per item
<i>Organic Waste Receptacles</i>		
1 Pickup Per Week, 65gl Cart	\$71.04	per month
2 Pickup Per Week, 65gl Cart	\$142.08	per month
3 Piekup Per Week, 65gl Cart	\$213.12	per month

4 Pickup Per Week, 65gl Cart	\$284.16	per month
5 Pickup Per Week, 65gl Cart	\$355.20	per month
6 Pickup Per Week, 65gl Cart	\$426.25	per month
7 Pickup Per Week, 65gl Cart	\$497.29	per month
Extra Pickup, 65gl Cart	\$28.42	per month
1 Pickup Per Week, 96gl Cart	\$75.89	per month
2 Pickup Per Week, 96gl Cart	\$151.78	per month
3 Pickup Per Week, 96gl Cart	\$227.67	per month
4 Pickup Per Week, 96gl Cart	\$303.56	per month
5 Pickup Per Week, 96gl Cart	\$379.45	per month
6 Pickup Per Week, 96gl Cart	\$455.34	per month
7 Pickup Per Week, 96gl Cart	\$531.23	per month
Extra Pickup, 96gl Cart	\$30.36	per month
1 Pickup Per Week, 1 cu. Yard Bin	\$106.81	per month
2 Pickup Per Week, 1 cu. Yard Bin	\$208.61	per month
3 Pickup Per Week, 1 cu. Yard Bin	\$312.92	per month
4 Pickup Per Week, 1 cu. Yard Bin	\$417.23	per month
5 Pickup Per Week, 1 cu. Yard Bin	\$521.23	per month
6 Pickup Per Week, 1 cu. Yard Bin	\$625.84	per month
7 Pickup Per Week, 1 cu. Yard Bin	\$730.15	per month
Extra Pickup, 1 cu. Yard Bin	\$42.72	per month
1 Pickup Per Week, 2 cu. Yard Bin	\$121.96	per month
2 Pickup Per Week, 2 cu. Yard Bin	\$238.42	per month
3 Pickup Per Week, 2 cu. Yard Bin	\$357.64	per month
4 Pickup Per Week, 2 cu. Yard Bin	\$476.85	per month
5 Pickup Per Week, 2 cu. Yard Bin	\$596.06	per month
6 Pickup Per Week, 2 cu. Yard Bin	\$715.27	per month
7 Pickup Per Week, 2 cu. Yard Bin	\$834.48	per month
Extra Pickup, 2 cu. Yard Bin	\$48.78	per month
1 Pickup Per Week, 3 cu. Yard Bin	\$152.27	per month
2 Pickup Per Week, 3 cu. Yard Bin	\$298.54	per month
3 Pickup Per Week, 3 cu. Yard Bin	\$447.82	per month
4 Pickup Per Week, 3 cu. Yard Bin	\$597.09	per month
5 Pickup Per Week, 3 cu. Yard Bin	\$746.36	per month
6 Pickup Per Week, 3 cu. Yard Bin	\$895.63	per month
7 Pickup Per Week, 3 cu. Yard Bin	\$1,044.90	per month
Extra Pickup, 3 cu. Yard Bin	\$60.91	per month

Commencing July 1, 2010, and each fiscal year thereafter, the City Council shall by resolution adjust said maximum cap based on an April-to-April C.P.I. The adjustment shall be prepared by the Director of Administrative Services.

Bad Check Fee: \$37.00

RESOLUTION NO. 2018-21

A RESOLUTION OF THE CITY COUNCIL OF THE CITY OF  
LAKEWOOD ADJUSTING THE MAXIMUM FEES OR  
CHARGES FOR BIN AND SPECIAL REFUSE SERVICE

WHEREAS, the City of Lakewood (the "City") and B-Z Disposal company (the "Contractor") did, on February 26, 2002, and on July 1, 2009 enter into an agreement for refuse collection; and

WHEREAS, the Agreement provides for an escalation rate to said maximum cap commencing July 1, 2009, and each fiscal year thereafter commencing on July 1, based on the April-to-April C.P.I. (Consumer Price Index), to be prepared by the Director of Administrative Services; and

WHEREAS, on June 10, 2003, the City Council approved the assignment of the Agreement for Solid Waste Collection from B-Z Disposal Services, Inc., to EDCO Waste Services, LLC, effective July 1, 2003.

NOW, THEREFORE, the City Council of the City of Lakewood does hereby resolve as follows:

SECTION 1. The Director of Administrative Services finds that the escalation rate is 4.000 percent.

SECTION 2. The fees or charges for bin and special service set forth in Appendix A, attached hereto, have been adjusted by the Director of Administrative Services based on the escalation rate. Said adjusted fees or charges shall be effective on July 1, 2018, and shall be the maximum fees or charges collected by the Contractor for special bin service.

SECTION 3. The City Clerk shall certify to the adoption of this Resolution, and the same shall be effective as of the 1<sup>st</sup> day of July, 2018.

ADOPTED AND APPROVED this 22nd day of May, 2018.

---

Mayor

ATTEST:

---

City Clerk

# DIVIDER SHEET

*Legislation*

## **COUNCIL AGENDA**

May 22, 2018

**TO:** The Honorable Mayor and City Council

**SUBJECT:** Adoption of Resolution No. 2018-22: Amending Resolution 2008-21 to Establish Additional Charges for Violations Relating to the Possession or Use of Illegal Fireworks

### **INTRODUCTION**

For over 10 years, the City has levied a fine of up to \$1,000 for the possession or use of illegal fireworks, such as skyrocket, firecrackers and other explosives. Fireworks are illegal in Lakewood unless they carry the “safe and sane” seal of approval from the state Fire Marshal. Such “safe and sane” fireworks do not explode or launch into the air. It is the opinion of many residents, City staff and Council Members that the possession and use of illegal and dangerous fireworks has increased in recent years. For that reason, the Council’s Public Safety Committee has held several meetings with the issue of illegal fireworks use on its agenda. The Committee has directed staff to present the Council with a plan for increasing the financial penalty for the possession or use of illegal fireworks, in combination with a plan to enhance the City’s public education efforts to dissuade residents from their possession and use. This proposed resolution fulfills one part of that recommended package of actions.

### **STATEMENT OF FACTS**

The City’s fine for the possession or use of illegal fireworks has not increased for at least 10 years, such that, through inflation, the deterrent value of that fine has diminished. State law limits the ceiling of the fine to \$1,000; however, state law does not limit a city’s ability to collect from the violator additional costs that the city incurs such as: (a) the state Fire Marshal’s illegal fireworks disposal fee of \$250, (b) a late fee in the amount of \$250, in the event that the base fine and any additional charges are not paid in full within 30 days, (c) all costs incurred in collecting the fine and additional charges, including but not limited to administrative costs, collection fees, attorneys’ fees and court costs. These additional charges could total over \$1,000, which, combined with the base fine of \$1,000, could bring the total cost to over \$2,000 to a violator of the City’s illegal fireworks resolution.

At the recommendation of the Council’s Public Safety Committee, this increase in penalties and charges for illegal fireworks possession and use would be combined with a vigorous public education campaign that would include new graphics and written materials warning residents about the dangers of illegal fireworks use. The City will once again hire extra Sheriff’s Deputies this July 4<sup>th</sup> to have a strong presence in the community and to respond as quickly as possible to reports of illegal fireworks use. The City will also institute a program of writing in advance to past illegal fireworks violators

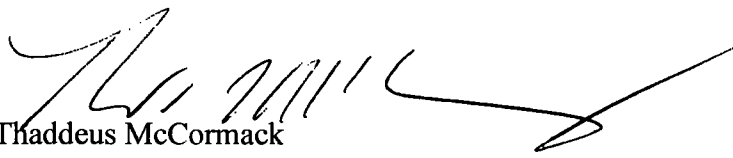
Adoption of Resolution 2018-22: Amending Resolution 2008-21 to Establish Additional Charges for Violations Relating to the Possession or Use of Illegal Fireworks  
May 22, 2018  
Page 2

indicating that their address will be provided to the Sheriff's Department so that Deputies can drive by their address on July 4<sup>th</sup> to ensure that illegal fireworks are not in use.

Lakewood is not alone among communities that experience the dangerous use of illegal fireworks on July 4<sup>th</sup>. Communities experience the problem whether or not they allow the sale of safe and sane fireworks. But the Public Safety Committee has recommended that staff and the City take new and enhanced steps to do everything possible to reduce the problem in Lakewood.

**STAFF RECOMMENDATION**

That the City Council adopt the attached resolution, which establishes additional charges for violations relating to the possession or use of illegal fireworks.

  
Thaddeus McCormack  
City Manager

RESOLUTION NO. 2018-22

A RESOLUTION OF THE CITY COUNCIL OF THE CITY OF LAKEWOOD AMENDING RESOLUTION NO. 2008-21 TO ESTABLISH ADDITIONAL CHARGES FOR VIOLATIONS RELATING TO THE POSSESSION OR USE OF ILLEGAL FIREWORKS.

THE CITY COUNCIL OF THE CITY OF LAKEWOOD DOES RESOLVE AS FOLLOWS:

SECTION 1. Resolution No. 2008-21 is hereby amended to establish the following additional charges for violations relating to the possession or use of illegal fireworks: (a) An amount equal to 25% of the fine assessed, to be held in trust to pay for the cost of handling of such illegal fireworks by the California State Fire Marshal; (b) a late fee in the amount of 25% of the fine assessed, in the event that such fine and the additional amount set forth in (a), above, are not paid in full within 30 days after the issuance of the Administrative Citation; and (c) all costs incurred in collecting the fine plus the additional charges set forth in (a) and (b), above, including but not limited to administrative costs, collection fees, attorneys' fees, and court costs.

SECTION 2. Except as amended herein, Resolution No. 2008-21 shall remain in full force and effect.

SECTION 3. If any section, subsection, subdivision, paragraph, sentence, clause or phrase in this Resolution, or any part hereof, is held invalid or unconstitutional, such decision shall not affect the validity of the remaining sections or portions of this Resolution. The City Council hereby declares that it would have adopted each section, subsection, subdivision, paragraph, sentence, clause or phrase in this Resolution irrespective of the fact that any one or more sections, subsections, subdivisions, paragraphs, sentences, clauses or phrases may be declared invalid or unconstitutional.

SECTION 4. The City Clerk shall certify to the adoption of this Resolution.

ADOPTED AND APPROVED THIS 22ND DAY OF MAY, 2018.

\_\_\_\_\_  
Mayor

ATTEST:

\_\_\_\_\_  
City Clerk



# DIVIDER SHEET

*Reports*

## **COUNCIL AGENDA**

May 22, 2018

**TO:** The Honorable Mayor and City Council

**SUBJECT:** Quarterly Schedule of Investments

### **INTRODUCTION**

The investments represented in this report are allocated to a variety of funds such as the General Fund, Water Fund, Redevelopment Funds, Restricted Special Revenue Funds, and Fiduciary Funds.

The City's idle funds are invested in compliance with the City's investment policy, which was last reviewed and approved in January 2018 by the City Council, and in compliance with the updated Investment Policy. Specifically, the city's investment objectives are safety, liquidity and yield. To accomplish these objectives, the following types of investments have been selected and the City is currently or in the past invested in the following securities:

#### **Treasury Notes**

TREAS Obligations of the U.S. Government to provide for the cash flow needs of the Federal Government.

#### **Federal Agency Bonds or Notes:**

Federal agency or United States government-sponsored enterprise obligations, participations, or other instruments, including those issued by or fully guaranteed as to principal and interest by federal agencies or United States government-sponsored enterprises.

- **FHLB (Federal Home Loan Bank Bonds)**  
Bonds and discount notes issued by the Federal Home Loan Bank to provide funding to member institutions and make available money to the residential mortgage market.
- **FHLMC (Federal Home Loan Mortgage Corp)**  
A publicly chartered agency that buys qualifying residential mortgages from lenders, packages them into new securities backed by those pooled mortgages, provides certain guarantees and then re-sells the securities on the open market.
- **FNMA (Federal National Mortgage Association)**  
National Mortgage Association is a government-sponsored, privately owned corporation established to create a secondary market for Federal Housing Administration mortgages.
- **FFCB (Federal Farm Credit Bank)**  
The Federal Farm Credit Bank is an independent agency of the U.S. Government which issues bonds and discount notes to provide short- and long-term credit and credit-related services to farmers, ranchers, rural homeowners, producers and harvesters.

**Supra-National Agency Bonds or Notes**

Supranational bonds and notes are debt of international or multi-lateral financial agencies. The debt is used to finance economic/infrastructure development, environmental protection, poverty reduction and renewable energy around the globe, rated AAA, highly liquid and issued in a range of maturities.

**Negotiable Certificates of Deposit**

Negotiable CDs are issued by large banks and are freely traded in secondary markets as short term (2 to 52 weeks), large denomination (\$100,000 minimum) CD, that are either issued at a discount on its par value, or at a fixed interest rate payable at maturity.

**Municipal Bonds or Notes:**

Registered treasury notes or bonds issued by states or municipalities, including bonds payable solely out of the revenues from a revenue-producing property owned, controlled, or operated by a state or by a department, board, agency, or authority of any of the other 49 United States, in addition to California.

**Corporate Notes:**

Medium-term notes, defined as all corporate and depository institution debt securities with a maximum remaining maturity of five years or less, issued by corporations organized and operating within the United States or by depository institutions licensed by the United States, or any state and operating within the United States. Medium-term corporate notes shall be rated in a rating category of "A" or its equivalent or better.

**Commercial Paper:**

Commercial paper of "prime" quality of the highest ranking or of the highest letter and number rating as provided for by a nationally recognized statistical-rating organization.

**Pooled Funds:**

LAIF (Local Agency Investment Fund, State of California)

This investment pool is administered by the Treasurer of the State of California, and provides a high-level of liquidity and strong safety through diversification of investments.

CAMP (California Asset Management Program)

A Joint Powers Authority established in 1989 by the treasurers and finance directors of several California public agencies to provide professional investment services at a reasonable cost. Participation is limited to California public agencies.

Los Angeles County Pool

Investment in the Los Angeles County Pool may not exceed the current pool limits and should be reviewed periodically.

MMKT (Money Market)

This is a money market interest-bearing checking account that is fully insured and collateralized.

## SUMMARY

**City of Lakewood**  
**Schedule of Investments - March 31, 2018**

<u>Type</u>	<u>Rating</u>	<u>Inst.</u>	<u>Par Value</u>	<u>Amortized Cost</u>	<u>Market Value</u>	<u>Yield</u>	<u>Duration</u>
<b>Marketable Securities</b>							
Federal Agency	AA+	US Bank	\$6,195,000.00	\$6,192,615.73	\$6,091,401.03	1.10	1.470
Fed Agency CMO	AA+	US Bank	\$250,593.00	\$251,227.19	\$249,257.98	1.10	0.620
US Treasury	AA+	US Bank	\$11,880,000.00	\$11,869,448.53	\$11,697,593.75	1.48	1.920
Supra-National Certificate of Deposit	AAA	US Bank	\$2,275,000.00	\$2,273,947.12	\$2,241,545.12	1.58	1.910
	AA-:A+:A-1+	US Bank	\$6,000,000.00	\$5,999,620.92	\$5,956,124.48	2.13	1.370
Corporate Note	AAA - BBB+	US Bank	\$9,635,000.00	\$9,629,959.82	\$9,512,142.50	2.04	1.840
			<b>\$36,235,593.00</b>	<b>\$38,218,819.31</b>	<b>\$35,748,064.86</b>	<b>1.50</b>	<b>1.750</b>
<i>(See attached report provided by PFM for more detail)</i>							
<b>Pooled Investment Accounts</b>							
City L.A.I.F.		Calif US Bank		\$12,821,434.14	\$12,821,434.14	1.58	183
City C.A.M.P.		Bank		\$43,992.68	\$43,992.68	1.82	WAM 1 day
				<b>\$12,865,425.82</b>	<b>\$12,865,426.82</b>		
<b>Bank Accounts</b>							
City - Checking		F&M		\$2,742,242.47	\$2,742,242.47		
City- Payroll		F&M		\$72,302.46	\$72,302.46		
Successor Housing - Checking		F&M		\$440,733.22	\$440,733.22		
				<b>\$3,255,278.15</b>	<b>\$3,255,278.15</b>		
<b>Portfolio</b>				<b>\$52,337,524.26</b>	<b>\$51,666,769.63</b>	<b>1.56</b>	
<b>Funds held in reserve as required by debt issuance or non-agency funds - not available for City expenditures:</b>							
Successor Agency - Checking		F&M		\$1,469,344.21	\$1,469,344.21		
Business Dev Loan MMKT		F&M		\$796,416.08	\$796,418.06	0.10	
				<b>\$2,265,762.29</b>	<b>\$2,265,752.29</b>		
<b>Total Portfolio:</b>				<b>\$54,603,266.57</b>	<b>\$54,134,532.12</b>	<b>1.48</b>	

Quarterly Schedule of Investments

May 22, 2018

Page 4

The attached Managed Account Summary Statement is provided by the city's investment advisor Public Financial Management (PFM). The report is divided into the following sections:

- (A) Managed Account Summary – total portfolio value, transactions and earnings
- (B) Portfolio Summary and Statistics – summary of the characteristics of the portfolio
- (C) Managed Account Issuer Summary – breakdown of issuer concentration and credit quality
- (D) Managed Account Details of Securities Held – an analysis of each security holding in the portfolio as of the last day of the quarter
- (E) Managed Account Fair Market Value & Analytics – summary of unrealized gains and losses reflected in market values
- (F) Managed Account Securities Transactions & Interest – detail of all transactions related to securities that either have a trade or settle date during the most recent month; this information is provided to the Council monthly.

**STAFF RECOMMENDATION**

It is recommended that the City Council receive and file the Quarterly Schedule of Investments rendered for the 3<sup>rd</sup> Quarter of Fiscal Year 2017-2018.



Jose Gomez  
Director of Administrative Services



Thaddeus McCormack  
City Manager



## Managed Account Summary Statement

For the Month Ending **March 31, 2018**

**CITY OF LAKEWOOD - 51260100**

Transaction Summary - Managed Account	
<b>Opening Market Value</b>	<b>\$35,758,443.49</b>
Maturities/Calls	(39,151.84)
Principal Dispositions	(1,639,918.80)
Principal Acquisitions	1,671,091.00
Unsettled Trades	0.00
Change in Current Value	(2,398.99)
<b>Closing Market Value</b>	<b>\$35,748,064.86</b>

Cash Transactions Summary - Managed Account	
Maturities/Calls	0.00
Sale Proceeds	1,641,869.50
Coupon/Interest/Dividend Income	19,037.87
Principal Payments	39,151.84
Security Purchases	(1,671,286.83)
Net Cash Contribution	(47,203.21)
Reconciling Transactions	0.00

Earnings Reconciliation (Cash Basis) - Managed Account	
Interest/Dividends/Coupons Received	20,988.57
Less Purchased Interest Related to Interest/Coupons	(195.83)
Plus Net Realized Gains/Losses	(14,988.16)
<b>Total Cash Basis Earnings</b>	<b>\$5,804.58</b>

Cash Balance	
<b>Closing Cash Balance</b>	<b>\$28,772.42</b>

Earnings Reconciliation (Accrual Basis)	Total
Ending Amortized Value of Securities	36,216,819.31
Ending Accrued Interest	148,469.03
Plus Proceeds from Sales	1,641,869.50
Plus Proceeds of Maturities/Calls/Principal Payments	39,151.84
Plus Coupons/Dividends Received	19,037.87
Less Cost of New Purchases	(1,671,286.83)
Less Beginning Amortized Value of Securities	(36,239,991.07)
Less Beginning Accrued Interest	(118,986.04)
<b>Total Accrual Basis Earnings</b>	<b>\$35,003.61</b>



## Portfolio Summary and Statistics

For the Month Ending **March 31, 2018**

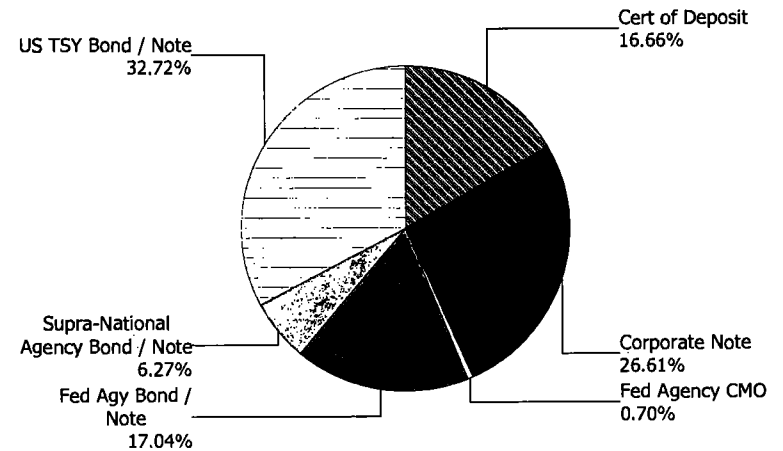
**CITY OF LAKEWOOD - 51260100**

### Account Summary

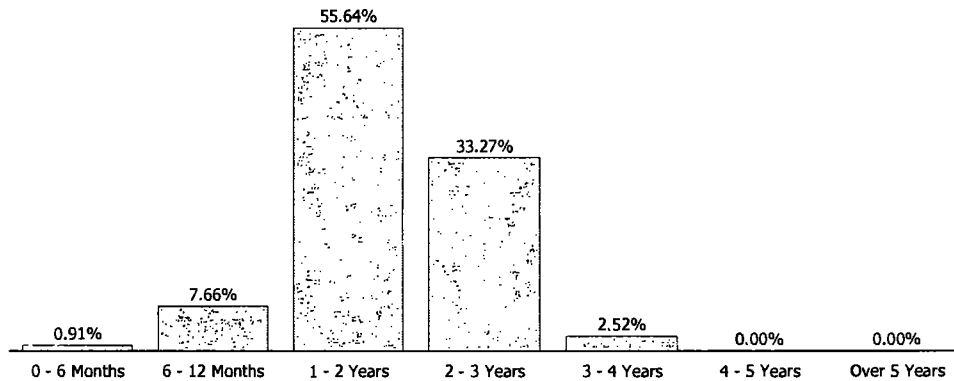
Description	Par Value	Market Value	Percent
U.S. Treasury Bond / Note	11,880,000.00	11,697,593.75	32.72
Supra-National Agency Bond / Note	2,275,000.00	2,241,545.12	6.27
Federal Agency Collateralized Mortgage Obligation	250,593.45	249,257.98	0.70
Federal Agency Bond / Note	6,195,000.00	6,091,401.03	17.04
Corporate Note	9,635,000.00	9,512,142.50	26.61
Certificate of Deposit	6,000,000.00	5,956,124.48	16.66
<b>Managed Account Sub-Total</b>	<b>36,235,593.45</b>	<b>35,748,064.86</b>	<b>100.00%</b>
Accrued Interest		148,469.03	
<b>Total Portfolio</b>	<b>36,235,593.45</b>	<b>35,896,533.89</b>	

**Unsettled Trades** **0.00** **0.00**

### Sector Allocation



### Maturity Distribution



### Characteristics

Yield to Maturity at Cost	1.67%
Yield to Maturity at Market	2.43%
Duration to Worst	1.73
Weighted Average Days to Maturity	652





## Managed Account Issuer Summary

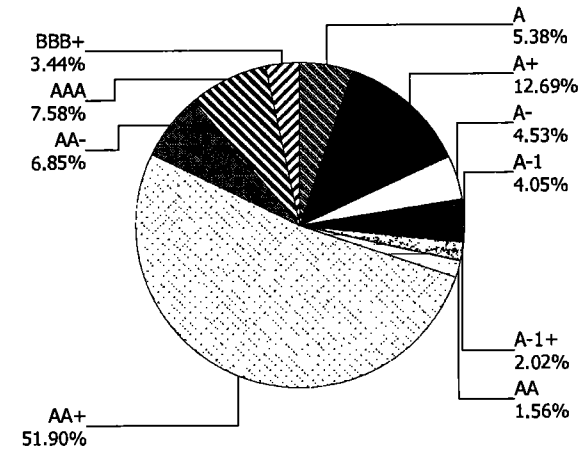
For the Month Ending **March 31, 2018**

CITY OF LAKEWOOD - 51260100

### Issuer Summary

Issuer	Market Value of Holdings	Percent
AMERICAN EXPRESS CO	382,653.45	1.07
AMERICAN HONDA FINANCE	295,475.58	0.83
APPLE INC	343,731.85	0.96
BANK OF AMERICA CO	342,259.06	0.96
BANK OF MONTREAL	724,319.95	2.03
BANK OF NOVA SCOTIA	720,942.90	2.02
BB&T CORPORATION	347,087.65	0.97
BERKSHIRE HATHAWAY INC	54,624.74	0.15
CANADIAN IMPERIAL BANK OF COMMERCE	722,977.25	2.02
CATERPILLAR INC	253,833.58	0.71
CHEVRON CORPORATION	346,674.30	0.97
CITIGROUP INC	341,277.00	0.95
DEERE & COMPANY	465,362.80	1.30
EXXON MOBIL CORP	172,510.45	0.48
FANNIE MAE	4,374,180.41	12.24
FEDERAL HOME LOAN BANKS	834,598.85	2.33
FREDDIE MAC	1,131,879.75	3.17
GOLDMAN SACHS GROUP INC	371,968.13	1.04
HOME DEPOT INC	162,085.28	0.45
HONEYWELL INTERNATIONAL	93,751.23	0.26
HSBC HOLDINGS PLC	123,363.00	0.35
IBM CORP	295,970.40	0.83
INTEL CORPORATION	172,256.35	0.48
INTER-AMERICAN DEVELOPMENT BANK	840,170.29	2.35
INTERNATIONAL FINANCE CORPORATION	373,642.88	1.05
INTL BANK OF RECONSTRUCTION AND DEV	1,027,731.95	2.87
JOHNSON & JOHNSON	78,696.48	0.22
JP MORGAN CHASE & CO	345,747.15	0.97
MICROSOFT CORP	389,516.38	1.09
MORGAN STANLEY	345,393.13	0.97
NATIONAL RURAL UTILITIES CO FINANCE CORP	154,572.67	0.43
NORDEA BANK AB	722,803.98	2.02

### Credit Quality (S&P Ratings)





## Managed Account Issuer Summary

For the Month Ending **March 31, 2018**

**CITY OF LAKEWOOD - 51260100**

<b>Issuer</b>	<b>Market Value of Holdings</b>	<b>Percent</b>
PACCAR FINANCIAL CORP	217,572.40	0.61
PEPSICO INC	300,986.71	0.84
PFIZER INC	346,033.10	0.97
SKANDINAVISKA ENSKILDA BANKEN AB	703,039.32	1.97
SVENSKA HANDELSBANKEN AB	721,435.90	2.02
SWEDBANK AB	368,936.25	1.03
THE BANK OF NEW YORK MELLON CORPORATION	669,856.15	1.87
THE WALT DISNEY CORPORATION	511,361.97	1.43
TOYOTA MOTOR CORP	368,825.63	1.03
UBS AG	629,513.13	1.76
UNILEVER PLC	374,074.50	1.05
UNITED PARCEL SERVICE INC	215,167.04	0.60
UNITED STATES TREASURY	11,697,593.75	32.72
VISA INC	98,420.00	0.28
WAL-MART STORES INC	158,279.84	0.44
WELLS FARGO & COMPANY	372,754.50	1.04
WESTPAC BANKING CORP	642,155.80	1.80
<b>Total</b>	<b>\$35,748,064.86</b>	<b>100.00%</b>



## Managod Account Detail of Securities Held

For the Month Ending **March 31, 2018**

CITY OF LAKEWOOD - 51260100

Security Type/Description Dated Date/Coupon/Maturity	CUSIP	Par	S&P Rating	Moody's Rating	Trade Date	Settle Date	Original Cost	YTM at Cost	Accrued Interest	Amortized Cost	Market Value
<b>U.S. Treasury Bond / Note</b>											
US TREASURY NOTES DTD 04/30/2014 1.625% 04/30/2019	912828D23	890,000.00	AA+	Aaa	11/10/16	11/14/16	902,167.97	1.06	6,072.65	895,378.47	884,959.04
US TREASURY NOTES DTD 04/30/2014 1.625% 04/30/2019	912828D23	1,010,000.00	AA+	Aaa	06/27/16	06/29/16	1,036,196.88	0.70	6,891.44	1,020,035.28	1,004,279.36
US TREASURY NOTES DTD 12/01/2014 1.500% 11/30/2019	912828G61	2,000,000.00	AA+	Aaa	12/01/16	12/05/16	2,003,125.00	1.45	10,054.95	2,001,759.16	1,975,390.00
US TREASURY NOTES DTD 02/02/2015 1.250% 01/31/2020	912828H52	1,400,000.00	AA+	Aaa	01/03/17	01/05/17	1,388,843.75	1.52	2,900.55	1,393,277.61	1,374,297.40
US TREASURY NOTES DTD 03/02/2015 1.375% 02/29/2020	912828J50	575,000.00	AA+	Aaa	08/31/17	09/01/17	574,977.54	1.38	687.50	574,982.78	565,229.60
US TREASURY NOTES DTD 04/30/2015 1.375% 04/30/2020	912828K58	575,000.00	AA+	Aaa	04/07/17	04/10/17	572,035.16	1.55	3,319.75	572,967.58	563,971.50
US TREASURY NOTES DTD 04/30/2015 1.375% 04/30/2020	912828K58	1,050,000.00	AA+	Aaa	04/03/17	04/05/17	1,045,283.20	1.53	6,062.15	1,046,781.77	1,029,861.00
US TREASURY NOTES DTD 06/30/2015 1.625% 06/30/2020	912828XH8	1,825,000.00	AA+	Aaa	06/26/17	06/28/17	1,831,558.59	1.50	7,455.02	1,829,934.03	1,796,769.08
US TREASURY NOTES DTD 07/31/2015 1.625% 07/31/2020	912828XM7	250,000.00	AA+	Aaa	07/05/17	07/07/17	250,156.25	1.60	673.34	250,120.33	245,986.25
US TREASURY NOTES DTD 10/31/2015 1.375% 10/31/2020	912828L99	100,000.00	AA+	Aaa	10/17/17	10/17/17	99,015.63	1.71	577.35	99,161.03	97,523.40
US TREASURY NOTES DTD 11/30/2015 1.625% 11/30/2020	912828M98	255,000.00	AA+	Aaa	11/01/17	11/03/17	253,894.34	1.77	1,388.04	254,039.17	250,079.27
US TREASURY N/B DTD 12/31/2015 1.750% 12/31/2020	912828N48	1,200,000.00	AA+	Aaa	12/01/17	12/05/17	1,104,281.25	1.91	5,279.01	1,194,871.98	1,180,077.60
US TREASURY NOTES DTD 01/31/2016 1.375% 01/31/2021	912828N89	750,000.00	AA+	Aaa	01/02/18	01/04/18	735,000.00	2.05	1,709.25	736,139.34	729,170.25
<b>Security Type Sub-Total</b>		<b>11,550,000.00</b>					<b>11,588,535.56</b>	<b>1.48</b>	<b>53,071.80</b>	<b>11,860,448.53</b>	<b>11,697,593.75</b>



## Managed Account Detail of Securities Held

For the Month Ending **March 31, 2018**

**CITY OF LAKEWOOD - 51260100**

Security Type/Description Dated Date/Coupon/Maturity	CU5IP	Par	S&P Rating	Moody's Rating	Trade Date	Settle Date	Original Cost	YTM at Cost	Accrued Interest	Amortized Cost	Market Value
<b>Supra-National Agency Bond / Note</b>											
INTER-AMERICAN DEVELOPMENT BANK DTD 04/12/2016 1.000% 05/13/2019	458182DX7	505,000.00	AAA	Aaa	04/05/16	04/12/16	503,485.00	1.10	1,935.83	504,445.65	498,064.84
INTL BANK OF RECON AND DEV SN NOTE DTD 07/13/2016 0.875% 08/15/2019	459058FK4	350,000.00	AAA	Aaa	07/06/16	07/13/16	349,926.50	0.88	391.32	349,966.89	343,311.50
INTL BANK OF RECON AND DEV GLOBAL NOTES DTD 10/27/2016 1.125% 11/27/2019	459058FS7	350,000.00	AAA	Aaa	08/28/17	08/30/17	347,014.50	1.51	1,356.25	347,787.29	343,074.20
INTL BANK OF RECONSTRUCTION AND DEV NOTE DTD 09/19/2017 1.561% 09/12/2020	45905UP32	350,000.00	AAA	Aaa	09/12/17	09/19/17	349,160.00	1.64	288.35	349,307.02	341,346.25
INTER-AMERICAN DEVELOPMENT BANK DTD 11/08/2013 2.125% 11/09/2020	4581X0CD8	345,000.00	AAA	Aaa	10/02/17	10/10/17	348,197.84	1.81	2,891.77	347,717.80	342,105.45
INTERNATIONAL FINANCE CORPORATION NOTE DTD 03/16/2018 2.635% 03/09/2021	45950VLO7	375,000.00	AAA	Aaa	03/09/18	03/16/18	374,718.75	2.66	411.72	374,722.47	373,642.88
<b>Security Type Sub-Total</b>		<b>2,275,000.00</b>					<b>2,272,502.59</b>	<b>1.56</b>	<b>7,275.24</b>	<b>2,273,947.12</b>	<b>2,241,545.12</b>
<b>Federal Agency Collateralized Mortgage Obligation</b>											
FNMA SERIES 2015-M7 ASQ2 DTD 04/01/2015 1.550% 04/01/2018	3136ANJY4	979.80	AA+	Aaa	04/15/15	04/30/15	989.59	0.83	1.27	979.80	978.01
FNMA SERIES 2015-M15 ASQ2 DTD 11/01/2015 1.898% 01/01/2019	3136AOSW1	49,563.90	AA+	Aaa	11/06/15	11/30/15	50,059.53	1.20	78.40	49,624.34	49,371.66
FNMA SERIES 2016-M9 ASQ2 DTD 06/01/2016 1.785% 06/01/2019	3136ASPX8	73,384.74	AA+	Aaa	06/09/16	06/30/16	74,118.56	1.05	109.16	73,605.30	73,029.66
FANNIE MAE SERIES 2015-M13 ASQ2 DTD 10/01/2015 1.646% 09/01/2019	3136AODO0	126,665.01	AA+	Aaa	10/07/15	10/30/15	127,933.42	1.08	173.74	127,017.75	125,878.65
<b>Security Type Sub-Total</b>		<b>250,593.45</b>					<b>253,101.10</b>	<b>1.10</b>	<b>362.57</b>	<b>251,227.19</b>	<b>249,257.95</b>
<b>Federal Agency Bond / Note</b>											



## Managed Account Detail of Securities Held

For the Month Ending **March 31, 2018**

**CITY OF LAKEWOOD - 51260100**

Security Type/Description Dated Date/Coupon/Maturity	CUSIP	Par	S&P Rating	Moody's Rating	Trade Date	Settle Date	Original Cost	YTM at Cost	Accrued Interest	Amortized Cost	Market Value
<b>Federal Agency Bond / Note</b>											
FNMA BENCHMARK NOTE DTD 02/23/2016 1.000% 02/26/2019	3135G0J53	70,000.00	AA+	Aaa	05/03/16	05/06/16	70,064.47	0.97	68.06	70,021.00	69,266.40
FNMA BENCHMARK NOTE DTD 02/23/2016 1.000% 02/26/2019	3135G0J53	300,000.00	AA+	Aaa	08/05/16	08/08/16	300,759.00	0.90	291.67	300,270.75	296,856.00
FREDDIE MAC NOTES DTD 03/21/2016 1.125% 04/15/2019	3137EAD29	250,000.00	AA+	Aaa	05/26/16	05/31/16	250,192.50	1.10	1,296.88	250,070.59	247,337.25
FHLMC REFERENCE NOTE DTD 07/20/2016 0.875% 07/19/2019	3137EAEB1	900,000.00	AA+	Aaa	07/19/16	07/20/16	897,822.00	0.96	1,575.00	899,047.85	884,542.50
FNMA BENCHMARK NOTE DTD 08/02/2016 0.875% 08/02/2019	3135G0N33	650,000.00	AA+	Aaa	07/29/16	08/02/16	648,908.00	0.93	932.12	649,509.98	638,310.40
FNMA NOTES DTD 09/02/2016 1.000% 08/28/2019	3135G0P49	800,000.00	AA+	Aaa	10/03/16	10/05/16	799,520.00	1.02	733.33	799,765.58	786,726.40
FNMA NOTES DTD 09/02/2016 1.000% 08/28/2019	3135G0P49	1,200,000.00	AA+	Aaa	08/31/16	09/02/16	1,198,128.00	1.05	1,100.00	1,199,110.57	1,180,089.60
FHLB GLOBAL NOTES DTD 09/09/2016 1.000% 09/26/2019	3130A9EP2	850,000.00	AA+	Aaa	10/03/16	10/05/16	849,702.50	1.01	118.06	849,850.54	834,598.85
FNMA NOTES DTD 02/28/2017 1.500% 02/28/2020	3135G0T29	450,000.00	AA+	Aaa	02/24/17	02/28/17	449,712.00	1.52	618.75	449,815.32	443,207.70
FNMA NOTES DTD 08/01/2017 1.500% 07/30/2020	3135G0T60	725,000.00	AA+	Aaa	08/31/17	09/01/17	725,188.50	1.49	1,842.71	725,153.55	710,465.93
<b>Security Type Sub-Total</b>		<b>\$,195,900.00</b>					<b>6,169,996.97</b>	<b>1.10</b>	<b>8,576.58</b>	<b>6,192,615.73</b>	<b>6,091,401.03</b>
<b>Corporate Note</b>											
BANK OF NEW YORK MELLON CORP (CALLABLE) DTD 05/29/2015 1.600% 05/22/2018	06406HDB2	325,000.00	A	A1	05/22/15	05/29/15	324,970.75	1.60	1,863.33	324,998.56	324,520.95
THE WALT DISNEY CORPORATION DTD 01/08/2016 1.650% 01/08/2019	25468PDH6	100,000.00	A+	A2	01/05/16	01/08/16	99,866.00	1.70	380.42	99,965.01	99,425.90



## Managed Account Detail of Securities Held

For the Month Ending **March 31, 2018**

**CITY OF LAKEWOOD - 51260100**

Security Type/Description Dated Date/Coupon/Maturity	CU5IP	Par	S&P Rating	Moody's Rating	Trade Date	Settle Date	Original Cost	YTM at Cost	Accrued Interest	Amortized Cost	Market Value
<b>Corporate Note</b>											
BERKSHIRE HATHAWAY INC NOTES DTD 03/15/2016 1.700% 03/15/2019	084664CG4	55,000.00	AA	Aa2	03/08/16	03/15/16	54,958.20	1.73	41.56	54,986.45	54,624.74
WELLS FARGO & COMPANY CORP NOTE DTD 04/22/2014 2.125% 04/22/2019	94974BFU9	375,000.00	A-	A2	03/10/16	03/15/16	376,533.75	1.99	3,519.53	375,534.76	372,754.50
GOLDMAN SACHS GRP INC CORP NT (CALLABLE) DTD 04/25/2016 2.000% 04/25/2019	38141GVT8	50,000.00	BBB+	A3	04/20/16	04/25/16	49,861.00	2.10	433.33	49,949.59	49,595.75
GOLDMAN SACHS GRP INC CORP NT (CALLABLE) DTD 04/25/2016 2.000% 04/25/2019	38141GVT8	325,000.00	BBB+	A3	04/21/16	04/26/16	324,792.00	2.02	2,816.67	324,924.59	322,372.38
PEPSICO INC CORP NOTE DTD 05/02/2017 1.550% 05/02/2019	713448DR6	175,000.00	A+	A1	04/27/17	05/02/17	174,868.75	1.59	1,122.67	174,928.23	173,328.40
CHEVRON CORP NOTES DTD 05/16/2016 1.561% 05/16/2019	166764BH2	350,000.00	AA-	Aa2	05/09/16	05/16/16	350,000.00	1.56	2,048.81	350,000.00	346,674.30
PFIZER INC CORP NOTES DTD 06/03/2016 1.450% 06/03/2019	717081DU4	350,000.00	AA	A1	05/31/16	06/03/16	349,601.00	1.49	1,663.47	349,842.03	346,033.10
CITIGROUP INC CORP NOTES DTD 06/09/2016 2.050% 06/07/2019	172967KS9	145,000.00	BBB+	Baa1	06/02/16	06/09/16	144,924.60	2.07	941.29	144,969.63	143,666.00
APPLE INC CORP NOTES DTD 08/04/2016 1.100% 08/02/2019	037833CB4	350,000.00	AA+	Aa1	07/28/16	08/04/16	349,650.00	1.13	609.58	349,842.43	343,731.85
MICROSOFT CORP NOTES DTD 08/08/2016 1.100% 08/08/2019	594918BN3	230,000.00	AAA	Aaa	08/01/16	08/08/16	229,763.10	1.14	372.47	229,892.20	226,161.76
IBM CREDIT CORP NOTE DTD 09/08/2017 1.625% 09/06/2019	44932HAA1	300,000.00	A+	A1	09/05/17	09/08/17	299,772.00	1.66	338.54	299,835.65	295,970.40
PEPSICO, INC CORP NOTES DTD 10/06/2016 1.350% 10/04/2019	713448DJ4	130,000.00	A+	A1	10/03/16	10/06/16	129,980.50	1.36	862.88	129,990.06	127,658.31
WAL-MART STORES INC CORP NOTE DTD 10/20/2017 1.750% 10/09/2019	931142DY6	160,000.00	AA	Aa2	10/11/17	10/20/17	159,996.80	1.75	1,252.22	159,997.26	158,279.84



## Managed Account Detail of Securities Held

For the Month Ending **March 31, 2010**

**CITY OF LAKEWOOD - 51260100**

Security Type/Description Dated Date/Coupon/Maturity	CUSIP	Par	S&P Rating	Moedy's Rating	Trade Date	Settle Date	Original Cost	YTM at Cost	Accrued Interest	Amortized Cost	Market Value
<b>Corporate Note</b>											
HONEYWELL INTERNATIONAL CORP NOTES DTD 10/30/2017 1.800% 10/30/2019	438516BQ8	95,000.00	A	A2	10/23/17	10/30/17	94,925.90	1.84	717.25	94,941.23	93,751.23
BB&T CORP (CALLABLE) NOTE DTD 12/08/2014 2.450% 01/15/2020	05531FAS2	350,000.00	A-	A2	01/31/17	02/03/17	353,489.15	2.10	1,810.28	352,102.59	347,087.65
JPMORGAN CHASE & CO (CALLABLE) DTD 01/23/2015 2.250% 01/23/2020	46625HKA7	350,000.00	A-	A3	05/10/17	05/15/17	350,934.50	2.15	1,487.50	350,629.51	345,747.15
MORGAN STANLEY CORP BONDS DTD 01/27/2015 2.650% 01/27/2020	61747YDW2	175,000.00	BBB+	A3	01/31/17	02/03/17	176,513.75	2.35	824.44	175,937.03	173,922.18
MICROSOFT CORP NOTES DTD 02/06/2017 1.850% 02/06/2020	594918BV5	165,000.00	AAA	Aaa	01/30/17	02/06/17	164,889.45	1.87	466.35	164,931.22	163,354.62
AMERICAN HONDA FINANCE DTD 02/16/2017 2.000% 02/14/2020	02665WBM2	165,000.00	A+	A2	02/13/17	02/16/17	164,765.70	2.05	430.83	164,852.03	162,547.11
AMERICAN EXPRESS CREDIT (CALLABLE) NOTE DTD 03/03/2017 2.200% 03/03/2020	0258M0EE5	215,000.00	A-	A2	02/28/17	03/03/17	214,776.40	2.24	367.89	214,855.05	211,990.65
WALT DISNEY COMPANY CORP NOTES DTD 03/06/2017 1.950% 03/04/2020	25468PDP8	70,000.00	A+	A2	03/01/17	03/06/17	69,981.80	1.96	102.38	69,988.16	69,012.37
HSBC USA INC NOTES DTD 03/05/2015 2.350% 03/05/2020	40428HPR7	125,000.00	A	A2	03/27/18	03/29/18	123,407.50	3.03	212.15	123,411.99	123,363.00
EXXON MOBIL (CALLABLE) CORP NOTE DTD 03/06/2015 1.912% 03/06/2020	30231GAG7	175,000.00	AA+	Aaa	08/14/17	08/15/17	175,887.25	1.71	232.36	175,666.42	172,510.45
JOHN DEERE CAPITAL CORP NOTES DTD 03/15/2017 2.200% 03/13/2020	24422ETQ2	145,000.00	A	A2	03/10/17	03/15/17	144,886.90	2.23	159.50	144,925.45	143,431.97
TOYOTA MOTOR CREDIT CORP (CALLABLE) DTD 04/17/2017 1.950% 04/17/2020	89236TDU6	120,000.00	AA-	Aa3	04/12/17	04/17/17	120,036.00	1.94	1,066.00	120,024.76	118,024.20
TOYOTA MOTOR CREDIT CORP (CALLABLE) DTD 04/17/2017 1.950% 04/17/2020	89236TDU6	255,000.00	AA-	Aa3	04/11/17	04/17/17	254,882.70	1.97	2,265.25	254,919.33	250,801.43
INTEL CORP NOTES DTD 05/11/2017 1.850% 05/11/2020	458140AZ3	175,000.00	A+	A1	05/08/17	05/11/17	174,933.50	1.86	1,259.03	174,952.83	172,256.35



## Managed Account Detail of Securities Held

For the Month Ending **March 31, 2018**

**CITY OF LAKEWOOD - 51260100**

Security Type/Description Dated Date/Coupon/Maturity	CU5IP	Par	S&P Rating	Moody's Rating	Trade Date	Settle Date	Original Cost	YTM at Cost	Accrued Interest	Amortized Cost	Market Value
<b>Corporate Note</b>											
HOME DEPOT INC CORP NOTES DTD 06/05/2017 1.800% 06/05/2020	437076BO4	165,000.00	A	A2	05/24/17	06/05/17	164,904.30	1.82	957.00	164,930.03	162,085.28
WALT DISNEY COMPANY CORP NOTES DTD 06/06/2017 1.800% 06/05/2020	25468PDU7	350,000.00	A+	A2	06/01/17	06/06/17	349,594.00	1.84	2,030.00	349,702.81	342,923.70
JOHN DEERE CAPITAL CORP NOTES DTD 06/22/2017 1.950% 06/22/2020	24422ETS8	75,000.00	A	A2	06/19/17	06/22/17	74,954.25	1.97	402.19	74,965.82	73,569.60
AMERICAN HONDA FINANCE CORP NOTES DTD 07/20/2017 1.950% 07/20/2020	02665WBT7	85,000.00	A+	A2	07/17/17	07/20/17	84,914.15	1.98	326.90	84,933.67	83,182.02
BNY MELLON CORP NOTE (CALLABLE) DTD 08/17/2015 2.600% 08/17/2020	06406HDD8	175,000.00	A	A1	02/16/18	02/21/18	174,140.75	2.81	556.11	174,178.11	173,744.90
CATERPILLAR FINL SERVICE NOTE DTD 09/07/2017 1.850% 09/04/2020	1491302A6	260,000.00	A	A3	09/05/17	09/07/17	259,781.60	1.88	360.75	259,821.91	253,833.58
CITIGROUP INC CORP NOTES DTD 10/26/2015 2.650% 10/26/2020	172967KB6	200,000.00	BBB+	Baa1	09/22/17	09/26/17	202,224.00	2.27	2,281.94	201,865.53	197,611.00
AMERICAN EXPRESS CO CORP (CALLABLE) NOTE DTD 10/30/2017 2.200% 10/30/2020	025816BP3	175,000.00	BBB+	A3	10/23/17	10/30/17	174,772.50	2.25	1,614.86	174,803.43	170,662.80
JOHNSON & JOHNSON CORP NOTE DTD 11/10/2017 1.950% 11/10/2020	478160CH5	80,000.00	AAA	Aaa	11/08/17	11/10/17	79,914.40	1.99	611.00	79,925.30	78,696.48
PACCAR FINANCIAL CORP NOTES DTD 11/13/2017 2.050% 11/13/2020	69371RN85	100,000.00	A+	A1	11/06/17	11/13/17	99,991.00	2.05	785.83	99,992.12	97,999.00
VISA INC (CALLABLE) CORP NOTES DTD 12/14/2015 2.200% 12/14/2020	92826CAB8	100,000.00	A+	A1	08/25/17	08/30/17	101,100.00	1.85	653.89	100,904.63	98,420.00
JOHN DEERE CAPITAL CORP NOTES DTD 01/08/2018 2.350% 01/08/2021	24422ETZ2	75,000.00	A	A2	01/03/18	01/08/18	74,961.00	2.37	406.35	74,963.91	73,832.33
AMERICAN HONDA FINANCE DTD 02/15/2018 2.650% 02/12/2021	02665WCD1	50,000.00	A+	A2	02/12/18	02/15/18	49,930.00	2.70	169.31	49,932.88	49,746.45
PACCAR FINANCIAL CORP NOTES DTD 02/27/2018 2.800% 03/01/2021	69371RN93	120,000.00	A+	A1	02/22/18	02/27/18	119,941.20	2.82	317.33	119,943.02	119,573.40





## Managed Account Detail of Securities Held

For the Month Ending **March 31, 2018**

**CITY OF LAKEWOOD - 51260100**

Security Type/Description Dated Date/Coupon/Maturity	CUSIP	Par	S&P Rating	Moody's Rating	Trade Date	Settle Date	Original Cost	YTM at Cost	Accrued Interest	Amortized Cost	Market Value
<b>Corporate Note</b>											
JOHN DEERE CAPITAL CORP NOTES DTD 03/13/2018 2.875% 03/12/2021	24422EUD9	175,000.00	A	A2	03/08/18	03/13/18	174,881.00	2.90	251.56	174,882.91	174,528.90
NATIONAL RURAL UTIL COOP DTD 02/26/2018 2.900% 03/15/2021	63743HER9	155,000.00	A	A2	02/21/18	02/26/18	154,827.95	2.94	437.01	154,833.51	154,572.67
UNILEVER CAPITAL CORP NOTES DTD 03/22/2018 2.750% 03/22/2021	904764AZ0	375,000.00	A+	A1	03/19/18	03/22/18	373,083.75	2.93	257.81	373,099.14	374,074.50
UNITED PARCEL SERVICE CORPORATE BOND DTD 11/14/2017 2.050% 04/01/2021	911312BP0	220,000.00	A+	A1	11/09/17	11/14/17	219,652.40	2.10	1,716.31	219,688.42	215,167.04
BANK OF NEW YORK MELLON CORP (CALLABLE) DTD 02/19/2016 2.500% 04/15/2021	06406FAA1	175,000.00	A	A1	02/14/18	02/16/18	172,723.25	2.93	2,017.36	172,811.87	171,590.30
MORGAN STANLEY CORP NOTES DTD 04/21/2016 2.500% 04/21/2021	61746BEA0	175,000.00	BBB+	A3	02/13/18	02/15/18	172,060.00	3.06	1,944.44	172,175.26	171,470.95
BANK OF AMERICA CORP (CALLABLE) DTD 09/18/2017 2.328% 10/01/2021	06051GGS2	135,000.00	A-	A3	09/22/17	09/26/17	134,784.00	2.37	1,684.89	134,811.49	132,014.21
BANK OF AMERICA CORP (CALLABLE) DTD 09/18/2017 2.328% 10/01/2021	06051GGS2	215,000.00	A-	A3	09/13/17	09/18/17	215,000.00	2.33	2,683.34	215,000.00	210,244.85
<b>Security Typo Sub-Total</b>		<b>9,635,999.99</b>					<b>9,631,984.45</b>	<b>2.84</b>	<b>52,134.16</b>	<b>9,629,959.82</b>	<b>9,512,142.50</b>
<b>Certificate of Deposit</b>											
CANADIAN IMPERIAL BANK NY CD DTD 12/05/2016 1.760% 11/30/2018	13606ASZ7	725,000.00	A-1	P-1	12/01/16	12/05/16	724,434.50	1.78	4,288.78	724,810.46	722,977.25
SVENSKA HANDELSBANKEN NY LT CD DTD 01/12/2017 1.890% 01/10/2019	86958JHB8	725,000.00	A-1+	P-1	01/10/17	01/12/17	725,000.00	1.91	3,083.06	725,000.00	721,435.90
BANK OF MONTREAL CHICAGO CERT DEPOS DTD 02/09/2017 1.880% 02/07/2019	06427KRC3	725,000.00	A-1	P-1	02/08/17	02/09/17	725,000.00	1.90	2,044.50	725,000.00	724,319.95
BANK OF NOVA SCOTIA HOUSTON LT CD DTD 04/06/2017 1.910% 04/05/2019	06417GUE6	725,000.00	A+	A1	04/05/17	04/06/17	725,000.00	1.91	6,846.82	725,000.00	720,942.90



## Managed Account Detail of Securities Held

For the Month Ending **March 31, 2018**

**CITY OF LAKEWOOD - 51260100**

Security Type/Description Dated Date/Coupon/Maturity	CU5IP	Par	S&P Rating	Moody's Rating	Trade Date	Settle Date	Original Cost	YTM at Cost	Accrued Interest	Amortized Cost	Market Value
<b>Certificate of Deposit</b>											
SKANDINAV ENSKILDA BANKEN NY CD DTD 08/04/2017 1.840% 08/02/2019	83050FXT3	725,000.00	A+	Aa3	08/03/17	08/04/17	724,717.25	1.85	2,149.22	724,810.46	703,039.32
NORDEA BANK AB NY CD DTD 02/22/2018 2.720% 02/20/2020	65590ASN7	725,000.00	AA-	Aa3	02/20/18	02/22/18	725,000.00	2.72	2,136.33	725,000.00	722,803.98
UBS AG STAMFORD CT LT CD DTD 03/06/2018 2.900% 03/02/2020	90275DHG8	625,000.00	A+	Aa3	03/02/18	03/06/18	625,000.00	2.93	1,309.03	625,000.00	629,513.13
WESTPAC BANKING CORP NY CD DTD 08/07/2017 2.050% 08/03/2020	96121T4A3	650,000.00	AA-	Aa3	08/03/17	08/07/17	650,000.00	2.05	1,998.75	650,000.00	642,155.80
SWEDBANK (NEW YORK) CERT DEPOS DTD 11/17/2017 2.270% 11/16/2020	87019U6D6	375,000.00	AA-	Aa3	11/16/17	11/17/17	375,000.00	2.30	3,192.19	375,000.00	368,936.25
<b>Security Type Sub-Total</b>		<b>6,000,000.00</b>					<b>5,999,151.75</b>	<b>2.13</b>	<b>27,048.65</b>	<b>5,999,620.92</b>	<b>5,956,124.48</b>
<b>Managed Account Sub-Total</b>		<b>36,235,593.45</b>					<b>36,233,272.42</b>	<b>1.67</b>	<b>148,469.03</b>	<b>36,216,819.31</b>	<b>35,748,064.86</b>
<b>Securities Sub-Total</b>		<b>\$36,235,593.45</b>					<b>\$36,233,272.42</b>	<b>1.67%</b>	<b>\$148,469.03</b>	<b>\$36,216,819.31</b>	<b>\$35,748,064.86</b>
<b>Accrued Interest</b>											<b>\$148,469.03</b>
<b>Total Investments</b>											<b>\$35,896,533.89</b>



## Managed Account Fair Market Value & Analytics

For the Month Ending **March 31, 2018**

**CITY OF LAKEWOOD - 51260100**

Security Type/Description Dated Data/Coupon/Maturity	CUSIP	Par	Broker	Next Call Date	Market Price	Market Value	Unreal G/L On Cost	Unreal G/L Amort Cost	Effective Duration	Duration to Worst at Mkt	YTM
<b>U.S. Treasury Bond / Note</b>											
US TREASURY NOTES DTD 04/30/2014 1.625% 04/30/2019	912828D23	890,000.00	CITIGRP		99.43	884,959.04	(17,208.93)	(10,419.43)	1.06	1.06	2.16
US TREASURY NOTES DTD 04/30/2014 1.625% 04/30/2019	912828D23	1,010,000.00	MORGANST		99.43	1,004,279.36	(31,917.52)	(15,755.92)	1.06	1.06	2.16
US TREASURY NOTES DTD 12/01/2014 1.500% 11/30/2019	912828G61	2,000,000.00	BARCLAYS		98.77	1,975,390.00	(27,735.00)	(26,369.16)	1.63	1.63	2.26
US TREASURY NOTES DTD 02/02/2015 1.250% 01/31/2020	912828H52	1,400,000.00	HSBC		98.16	1,374,297.40	(14,546.35)	(18,980.21)	1.80	1.80	2.28
US TREASURY NOTES DTD 03/02/2015 1.375% 02/29/2020	912828J50	575,000.00	JPM_CHAS		98.30	565,229.60	(9,747.94)	(9,753.18)	1.87	1.87	2.29
US TREASURY NOTES DTD 04/30/2015 1.375% 04/30/2020	912828K58	575,000.00	MERRILL		98.08	563,971.50	(8,063.66)	(8,996.08)	2.03	2.03	2.32
US TREASURY NOTES DTD 04/30/2015 1.375% 04/30/2020	912828K58	1,050,000.00	MORGAN_S		98.08	1,029,861.00	(15,422.20)	(16,920.77)	2.03	2.03	2.32
US TREASURY NOTES DTD 06/30/2015 1.625% 06/30/2020	912828XH8	1,825,000.00	CITIGRP		98.45	1,796,769.08	(34,789.51)	(33,164.95)	2.19	2.19	2.33
US TREASURY NOTES DTD 07/31/2015 1.625% 07/31/2020	912828XM7	250,000.00	CITIGRP		98.39	245,986.25	(4,170.00)	(4,134.08)	2.27	2.27	2.33
US TREASURY NOTES DTD 10/31/2015 1.375% 10/31/2020	912828L99	100,000.00	JPM_CHAS		97.52	97,523.40	(1,492.23)	(1,637.63)	2.50	2.50	2.37
US TREASURY NOTES DTD 11/30/2015 1.625% 11/30/2020	912828M98	255,000.00	JPM_CHAS		98.07	250,079.27	(3,815.07)	(3,959.90)	2.58	2.58	2.38
US TREASURY N/B DTD 12/31/2015 1.750% 12/31/2020	912828N48	1,200,000.00	GOLDMAN		98.34	1,180,077.60	(14,203.65)	(14,794.38)	2.65	2.65	2.38
US TREASURY NOTES DTD 01/31/2016 1.375% 01/31/2021	912828N89	750,000.00	MORGAN_S		97.22	729,170.25	(5,829.75)	(6,969.09)	2.75	2.75	2.39
<b>Security Type Sub-Total</b>		<b>11,550,000.00</b>				<b>11,697,593.75</b>	<b>(158,941.81)</b>	<b>(171,854.78)</b>	<b>1.92</b>	<b>1.92</b>	<b>2.29</b>
<b>Supra-National Agency Bond / Note</b>											
INTER-AMERICAN DEVELOPMENT BANK DTD 04/12/2016 1.000% 05/13/2019	458182DX7	505,000.00	HSBC		98.63	498,064.84	(5,420.16)	(6,380.81)	1.10	1.10	2.25
INTL BANK OF RECON AND DEV SN NOTE DTD 07/13/2016 0.875% 08/15/2019	459058FK4	350,000.00	BNP PARI		98.09	343,311.50	(6,615.00)	(6,655.39)	1.35	1.35	2.30



## Managed Account Fair Market Value & Analytics

For the Month Ending **March 31, 2018**

**CITY OF LAKEWOOD - 51260100**

Security Type/Description				Next Call	Market	Market	Unreal G/L	Unreal G/L	Effective	Duration	YTM
Dated Date/Coupon/Maturity	CU5IP	Par	Broker	Date	Price	Value	On Cost	Amort Cost	Duration	to Worst at Mkt	
<b>Supra-National Agency Bond / Note</b>											
INTL BANK OF RECON AND DEV GLOBAL NOTES	459058FS7	350,000.00	CITIGRP		98.02	343,074.20	(3,940.30)	(4,713.09)	1.62	1.62	2.35
DTD 10/27/2016 1.125% 11/27/2019											
INTL BANK OF RECONSTRUCTION AND DEV NOTE	45905UP32	350,000.00	HSBC		97.53	341,346.25	(7,813.75)	(7,960.77)	2.38	2.38	2.61
DTD 09/19/2017 1.561% 09/12/2020											
INTER-AMERICAN DEVELOPMENT BANK	4581X0CD8	345,000.00	HSBC		99.16	342,105.45	(6,092.39)	(5,612.35)	2.50	2.50	2.46
DTD 11/08/2013 2.125% 11/09/2020											
INTERNATIONAL FINANCE CORPORATION NOTE	45950VLO7	375,000.00	HSBC		99.64	373,642.88	(1,075.87)	(1,079.59)	2.81	2.81	2.76
DTD 03/16/2018 2.635% 03/09/2021											
<b>Security Type Sub-Total</b>		<b>2,275,000.00</b>				<b>2,241,545.12</b>	<b>(30,957.47)</b>	<b>(32,402.00)</b>	<b>1.91</b>	<b>1.91</b>	<b>2.45</b>
<b>Federal Agency Collateralized Mortgage Obligation</b>											
FNMA SERIES 2015-M7 ASQ2	3136ANJY4	979.80	GOLDMAN		99.82	978.01	(11.58)	(1.79)	0.07	0.07	2.74
DTD 04/01/2015 1.550% 04/01/2018											
FNMA SERIES 2015-M15 ASQ2	3136AOSW1	49,563.90	GOLDMAN		99.61	49,371.66	(687.87)	(252.68)	0.43	0.62	2.32
DTD 11/01/2015 1.898% 01/01/2019											
FNMA SERIES 2016-M9 ASQ2	3136ASPX8	73,384.74	CSFB		99.52	73,029.66	(1,088.90)	(575.64)	0.63	1.01	2.15
DTD 06/01/2016 1.785% 06/01/2019											
FANNIE MAE SERIES 2015-M13 ASQ2	3136AODQ0	126,665.01	MORGANST		99.38	125,878.65	(2,054.77)	(1,139.10)	0.69	1.25	2.06
DTD 10/01/2015 1.646% 09/01/2019											
<b>Security Type Sub-Total</b>		<b>250,593.45</b>				<b>249,257.98</b>	<b>(3,843.12)</b>	<b>(1,969.21)</b>	<b>0.62</b>	<b>1.05</b>	<b>2.14</b>
<b>Federal Agency Bond / Note</b>											
FNMA BENCHMARK NOTE	3135G0J53	70,000.00	CITIGRP		98.95	69,266.40	(798.07)	(754.60)	0.89	0.89	2.18
DTD 02/23/2016 1.000% 02/26/2019											
FNMA BENCHMARK NOTE	3135G0J53	300,000.00	BMO		98.95	296,856.00	(3,903.00)	(3,414.75)	0.89	0.89	2.18
DTD 02/23/2016 1.000% 02/26/2019											
FREDDIE MAC NOTES	3137EADZ9	250,000.00	HSBC		98.93	247,337.25	(2,855.25)	(2,733.34)	1.02	1.02	2.17
DTD 03/21/2016 1.125% 04/15/2019											



## Managed Account Fair Market Value & Analytics

For the Month Ending **March 31, 2018**

**CITY OF LAKEWOOD - 51260100**

Security Type/Description Dated Date/Coupon/Maturity	CUSIP	Par	Broker	Next Call Date	Market Price	Market Value	Unreal G/L On Cost	Unreal G/L Amort Cost	Effective Duration	Duration to Worst at Mkt	YTM
<b>Federal Agency Bond / Note</b>											
FHLMC REFERENCE NOTE DTD 07/20/2016 0.875% 07/19/2019	3137EAEB1	900,000.00	TD SEC U		98.28	884,542.50	(13,279.50)	(14,505.35)	1.28	1.28	2.22
FNMA BENCHMARK NOTE DTD 08/02/2016 0.875% 08/02/2019	3135G0N33	650,000.00	GOLDMAN		98.20	638,310.40	(10,597.60)	(11,199.58)	1.31	1.31	2.25
FNMA NOTES DTD 09/02/2016 1.000% 08/28/2019	3135G0P49	800,000.00	HSBC		98.34	786,726.40	(12,793.60)	(13,039.18)	1.39	1.39	2.20
FNMA NOTES DTD 09/02/2016 1.000% 08/28/2019	3135G0P49	1,200,000.00	GOLDMAN		98.34	1,180,089.60	(18,038.40)	(19,020.97)	1.39	1.39	2.20
FHLB GLOBAL NOTES DTD 09/09/2016 1.000% 09/26/2019	3130A9EP2	850,000.00	TD SEC U		98.19	834,598.85	(15,103.65)	(15,251.69)	1.46	1.46	2.25
FNMA NOTES DTD 02/28/2017 1.500% 02/28/2020	3135G0T29	450,000.00	JPM_CHAS		98.49	443,207.70	(6,504.30)	(6,607.62)	1.87	1.87	2.31
FNMA NOTES DTD 08/01/2017 1.500% 07/30/2020	3135G0T60	725,000.00	NOMURA		98.00	710,465.93	(14,722.57)	(14,687.62)	2.27	2.27	2.39
<b>Security Type Sub-Total</b>		<b>6,195,900.00</b>				<b>6,091,401.03</b>	<b>(96,595.94)</b>	<b>(101,214.70)</b>	<b>1.47</b>	<b>1.47</b>	<b>2.24</b>
<b>Corporate Note</b>											
BANK OF NEW YORK MELLON CORP (CALLABLE) DTD 05/29/2015 1.600% 05/22/2018	06406HDB2	325,000.00	GOLDMAN	04/22/18	99.85	324,520.95	(449.80)	(477.61)	0.13	0.14	2.58
THE WALT DISNEY CORPORATION DTD 01/08/2016 1.650% 01/08/2019	25468PDH6	100,000.00	CITIGRP		99.43	99,425.90	(440.10)	(539.11)	0.76	0.76	2.41
BERKSHIRE HATHAWAY INC NOTES DTD 03/15/2016 1.700% 03/15/2019	084664CG4	55,000.00	JPMCHASE		99.32	54,624.74	(333.46)	(361.71)	0.94	0.94	2.43
WELLS FARGO & COMPANY CORP NOTE DTD 04/22/2014 2.125% 04/22/2019	94974BFU9	375,000.00	NOMURA		99.40	372,754.50	(3,779.25)	(2,780.26)	1.03	1.03	2.70
GOLDMAN SACHS GRP INC CORP NT (CALLABLE) DTD 04/25/2016 2.000% 04/25/2019	38141GVT8	50,000.00	GOLDMAN	03/25/19	99.19	49,595.75	(265.25)	(353.84)	1.03	1.04	2.77
GOLDMAN SACHS GRP INC CORP NT (CALLABLE) DTD 04/25/2016 2.000% 04/25/2019	38141GVT8	325,000.00	MIZUHO	03/25/19	99.19	322,372.38	(2,419.62)	(2,552.21)	1.03	1.04	2.77



## Managed Account Fair Market Value & Analytics

For the Month Ending **March 31, 2018**

**CITY OF LAKEWOOD - 51260100**

Security Type/Description Dated Date/Coupon/Maturity	CU5IP	Par	Broker	Next Call Date	Market Price	Market Value	Unreal G/L On Cost	Unreal G/L Amort Cost	Effective Duration	Duration to Worst at Mkt	YTM
<b>Corporate Note</b>											
PEPSICO INC CORP NOTE DTD 05/02/2017 1.550% 05/02/2019	713448DR6	175,000.00	JPM_CHAS		99.04	173,328.40	(1,540.35)	(1,599.83)	1.06	1.06	2.45
CHEVRON CORP NOTES DTD 05/16/2016 1.561% 05/16/2019	166764BH2	350,000.00	WELLSFAR		99.05	346,674.30	(3,325.70)	(3,325.70)	1.10	1.10	2.42
PFIZER INC CORP NOTES DTD 06/03/2016 1.450% 06/03/2019	717081DU4	350,000.00	MORGANST		98.87	346,033.10	(3,567.90)	(3,808.93)	1.15	1.15	2.44
CITIGROUP INC CORP NOTES DTD 06/09/2016 2.050% 06/07/2019	172967KS9	145,000.00	CITIGRP		99.08	143,666.00	(1,258.60)	(1,303.63)	1.15	1.15	2.84
APPLE INC CORP NOTES DTD 08/04/2016 1.100% 08/02/2019	037833CB4	350,000.00	GOLDMAN		98.21	343,731.85	(5,918.15)	(6,110.58)	1.31	1.31	2.47
MICROSOFT CORP NOTES DTD 08/08/2016 1.100% 08/08/2019	594918BN3	230,000.00	MERRILL		98.33	226,161.76	(3,601.34)	(3,730.44)	1.33	1.33	2.36
IBM CREDIT CORP NOTE DTD 09/08/2017 1.625% 09/06/2019	44932HAA1	300,000.00	JPM_CHAS		98.66	295,970.40	(3,801.60)	(3,865.25)	1.40	1.40	2.59
PEPSICO, INC CORP NOTES DTD 10/06/2016 1.350% 10/04/2019	713448DJ4	130,000.00	CITIGRP		98.20	127,658.31	(2,322.19)	(2,331.75)	1.47	1.47	2.58
WAL-MART STORES INC CORP NOTE DTD 10/20/2017 1.750% 10/09/2019	931142DY6	160,000.00	MORGAN_S		98.92	158,279.84	(1,716.96)	(1,717.42)	1.48	1.48	2.47
HONEYWELL INTERNATIONAL CORP NOTES DTD 10/30/2017 1.800% 10/30/2019	438516BO8	95,000.00	MERRILL		98.69	93,751.23	(1,174.67)	(1,190.00)	1.54	1.54	2.65
BB&T CORP (CALLABLE) NOTE DTD 12/08/2014 2.450% 01/15/2020	05531FAS2	350,000.00	GOLDMAN	12/15/19	99.17	347,087.65	(6,401.50)	(5,014.94)	1.72	1.73	2.93
JPMORGAN CHASE & CO (CALLABLE) DTD 01/23/2015 2.250% 01/23/2020	46625HKA7	350,000.00	HSBC	12/23/19	98.78	345,747.15	(5,187.35)	(4,882.36)	1.75	1.75	2.94
MORGAN STANLEY CORP BONDS DTD 01/27/2015 2.650% 01/27/2020	61747YDW2	175,000.00	WELLS_FA		99.38	173,922.18	(2,591.57)	(2,014.85)	1.76	1.76	3.00
MICROSOFT CORP NOTES DTD 02/06/2017 1.850% 02/06/2020	594918BV5	165,000.00	HSBC		99.00	163,354.62	(1,534.83)	(1,576.60)	1.80	1.80	2.40
AMERICAN HONDA FINANCE DTD 02/16/2017 2.000% 02/14/2020	02665WBM2	165,000.00	MIZUHO		98.51	162,547.11	(2,218.59)	(2,304.92)	1.81	1.81	2.82
AMERICAN EXPRESS CREDIT (CALLABLE) NOTE DTD 03/03/2017 2.200% 03/03/2020	0258M0EE5	215,000.00	MERRILL	02/01/20	98.60	211,990.65	(2,785.75)	(2,864.40)	1.86	1.86	2.95



## Managed Account Fair Market Value & Analytics

For the Month Ending **March 31, 2018**

**CITY OF LAKEWOOD - 51260100**

Security Type/Description Dated Date/Coupon/Maturity	CUSIP	Par	Broker	Next Call Date	Market Price	Market Value	Unreal G/L On Cost	Unreal G/L Amort Cost	Effective Duration	Duration to Worst at Mkt	YTM
<b>Corporate Note</b>											
WALT DISNEY COMPANY CORP NOTES DTD 03/06/2017 1.950% 03/04/2020	25468PDP8	70,000.00	CITIGRP		98.59	69,012.37	(969.43)	(975.79)	1.87	1.87	2.71
HSBC USA INC NOTES DTD 03/05/2015 2.350% 03/05/2020	40428HPR7	125,000.00	HSBC		98.69	123,363.00	(44.50)	(48.99)	1.86	1.86	3.05
EXXON MOBIL (CALLABLE) CORP NOTE DTD 03/06/2015 1.912% 03/06/2020	30231GAG7	175,000.00	GOLDMAN	02/06/20	98.58	172,510.45	(3,376.80)	(3,155.97)	1.87	1.88	2.67
JOHN DEERE CAPITAL CORP NOTES DTD 03/15/2017 2.200% 03/13/2020	24422ETO2	145,000.00	MITSU		98.92	143,431.97	(1,454.93)	(1,493.48)	1.89	1.89	2.77
TOYOTA MOTOR CREDIT CORP (CALLABLE) DTD 04/17/2017 1.950% 04/17/2020	89236TDU6	120,000.00	HSBC		98.35	118,024.20	(2,011.80)	(2,000.56)	1.97	1.97	2.78
TOYOTA MOTOR CREDIT CORP (CALLABLE) DTD 04/17/2017 1.950% 04/17/2020	89236TDU6	255,000.00	MERRILL		98.35	250,801.43	(4,081.27)	(4,117.90)	1.97	1.97	2.78
INTEL CORP NOTES DTD 05/11/2017 1.850% 05/11/2020	458140AZ3	175,000.00	MORGAN_S		98.43	172,256.35	(2,677.15)	(2,696.48)	2.04	2.04	2.62
HOME DEPOT INC CORP NOTES DTD 06/05/2017 1.800% 06/05/2020	437076BO4	165,000.00	JPM_CHAS		98.23	162,085.28	(2,819.02)	(2,844.75)	2.11	2.11	2.64
WALT DISNEY COMPANY CORP NOTES DTD 06/06/2017 1.800% 06/05/2020	25468PDU7	350,000.00	DEUTSCHE		97.98	342,923.70	(6,670.30)	(6,779.11)	2.10	2.10	2.76
JOHN DEERE CAPITAL CORP NOTES DTD 06/22/2017 1.950% 06/22/2020	24422ETS8	75,000.00	DEUTSCHE		98.09	73,569.60	(1,384.65)	(1,396.22)	2.15	2.15	2.84
AMERICAN HONDA FINANCE CORP NOTES DTD 07/20/2017 1.950% 07/20/2020	02665WBT7	85,000.00	BARCLAYS		97.86	83,182.02	(1,732.13)	(1,751.65)	2.22	2.22	2.92
BNY MELLON CORP NOTE (CALLABLE) DTD 08/17/2015 2.600% 08/17/2020	06406HDD8	175,000.00	HSBC	07/17/20	99.28	173,744.90	(395.85)	(433.21)	2.27	2.28	2.91
CATERPILLAR FINL SERVICE NOTE DTD 09/07/2017 1.850% 09/04/2020	14913O2A6	260,000.00	BARCLAYS		97.63	253,833.58	(5,948.02)	(5,988.33)	2.35	2.35	2.87
CITIGROUP INC CORP NOTES DTD 10/26/2015 2.650% 10/26/2020	172967KB6	200,000.00	GOLDMAN		98.81	197,611.00	(4,613.00)	(4,254.53)	2.43	2.43	3.14
AMERICAN EXPRESS CO CORP (CALLABLE) NOTE DTD 10/30/2017 2.200% 10/30/2020	025816BP3	175,000.00	RBC	09/29/20	97.52	170,662.80	(4,109.70)	(4,140.63)	2.46	2.46	3.21
JOHNSON & JOHNSON CORP NOTE DTD 11/10/2017 1.950% 11/10/2020	478160CH5	80,000.00	JPM_CHAS		98.37	78,696.48	(1,217.92)	(1,228.82)	2.50	2.50	2.60



## Managed Account Fair Market Value & Analytics

For the Month Ending **March 31, 2018**

**CITY OF LAKEWOOD - 51260100**

Security Type/Description Dated Date/Coupon/Maturity	CU5IP	Par	Broker	Next Call Date	Market Price	Market Value	Unreal G/L On Cost	Unreal G/L Amort Cost	Effective Duration	Duration to Worst at Mkt	YTM
<b>Corporate Note</b>											
PACCAR FINANCIAL CORP NOTES DTD 11/13/2017 2.050% 11/13/2020	69371RN85	100,000.00	CITIGRP		98.00	97,999.00	(1,992.00)	(1,993.12)	2.50	2.50	2.85
VISA INC (CALLABLE) CORP NOTES DTD 12/14/2015 2.200% 12/14/2020	92826CAB8	100,000.00	FIFTH_3R	11/14/20	98.42	98,420.00	(2,680.00)	(2,484.63)	2.58	2.59	2.81
JOHN DEERE CAPITAL CORP NOTES DTD 01/08/2018 2.350% 01/08/2021	24422ETZ2	75,000.00	HSBC		98.44	73,832.33	(1,128.67)	(1,131.58)	2.64	2.64	2.94
AMERICAN HONDA FINANCE DTD 02/15/2018 2.650% 02/12/2021	02665WCD1	50,000.00	MIZUHO		99.49	49,746.45	(183.55)	(186.43)	2.73	2.73	2.84
PACCAR FINANCIAL CORP NOTES DTD 02/27/2018 2.800% 03/01/2021	69371RN93	120,000.00	JPM_CHAS		99.64	119,573.40	(367.80)	(369.62)	2.77	2.77	2.93
JOHN DEERE CAPITAL CORP NOTES DTD 03/13/2018 2.875% 03/12/2021	24422EUD9	175,000.00	BARCLAYS		99.73	174,528.90	(352.10)	(354.01)	2.80	2.80	2.97
NATIONAL RURAL UTIL COOP DTD 02/26/2018 2.900% 03/15/2021	63743HER9	155,000.00	RBC		99.72	154,572.67	(255.28)	(260.84)	2.80	2.80	3.00
UNILEVER CAPITAL CORP NOTES DTD 03/22/2018 2.750% 03/22/2021	904764AZ0	375,000.00	CITIGRP		99.75	374,074.50	990.75	975.36	2.83	2.83	2.84
UNITED PARCEL SERVICE CORPORATE BOND DTD 11/14/2017 2.050% 04/01/2021	911312BP0	220,000.00	JPM_CHAS		97.80	215,167.04	(4,485.36)	(4,521.38)	2.86	2.86	2.82
BANK OF NEW YORK MELLON CORP (CALLABLE) DTD 02/19/2016 2.500% 04/15/2021	00406FAA1	175,000.00	BNP_PARI	03/15/21	98.05	171,590.30	(1,132.95)	(1,221.57)	2.86	2.86	3.18
MORGAN STANLEY CORP NOTES DTD 04/21/2016 2.500% 04/21/2021	61746BEA0	175,000.00	GOLDMAN		97.98	171,470.95	(589.05)	(704.31)	2.88	2.88	3.20
BANK OF AMERICA CORP (CALLABLE) DTD 09/18/2017 2.328% 10/01/2021	06051GGS2	135,000.00	UBS	10/01/20	97.79	132,014.21	(2,769.79)	(2,797.28)	2.66	3.79	2.61
BANK OF AMERICA CORP (CALLABLE) DTD 09/18/2017 2.328% 10/01/2021	06051GGS2	215,000.00	MERRILL	10/01/20	97.79	210,244.85	(4,755.15)	(4,755.15)	2.66	3.79	2.61
<b>Security Type Sub-Total</b>		<b>9,635,000.00</b>				<b>9,512,142.50</b>	<b>(119,841.95)</b>	<b>(117,817.32)</b>	<b>1.84</b>	<b>1.88</b>	<b>2.75</b>
<b>Certificate of Deposit</b>											
CANADIAN IMPERIAL BANK NY CD DTD 12/05/2016 1.760% 11/30/2018	13606A5Z7	725,000.00	GOLDMAN		99.72	722,977.25	(1,457.25)	(1,833.21)	0.65	0.65	2.13





## Managed Account Fair Market Value & Analytics

For the Month Ending **March 31, 2018**

**CITY OF LAKEWOOD - 51260100**

Security Type/Description Dated Date/Coupon/Maturity	CU5IP	Par	Broker	Next Call Date	Market Price	Market Value	Unreal G/L On Cost	Unreal G/L Amort Cost	Effective Duration	Duration to Worst at Mkt	YTM
<b>Certificate of Deposit</b>											
SVENSKA HANDELSBANKEN NY LT CD DTD 01/12/2017 1.890% 01/10/2019	86958JHB8	725,000.00	MERRILL		99.51	721,435.90	(3,564.10)	(3,564.10)	0.77	0.77	2.48
BANK OF MONTREAL CHICAGO CERT DEPOS DTD 02/09/2017 1.880% 02/07/2019	06427KRC3	725,000.00	GOLDMAN		99.91	724,319.95	(680.05)	(680.05)	0.85	0.85	1.94
BANK OF NOVA SCOTIA HOUSTON LT CD DTD 64/06/2017 1.910% 64/05/2019	06417GUE6	725,000.00	MERRILL		99.44	720,942.90	(4,057.10)	(4,057.10)	1.01	1.01	1.50
SKANDINAV ENSKILDA BANKEN NY CD DTD 08/04/2017 1.840% 08/02/2019	83050FXT3	725,000.00	BARCLAYS		96.97	703,039.32	(21,677.93)	(21,771.14)	1.30	1.30	2.75
NORDEA BANK AB NY CD DTD 02/22/2018 2.720% 02/20/2020	65590ASN7	725,000.00	GOLDMAN		99.70	722,803.98	(2,196.02)	(2,196.02)	1.82	1.82	2.89
UBS AG STAMFORD CT LT CD DTD 03/06/2018 2.900% 03/02/2020	90275DHG8	625,000.00	UBS		100.72	629,513.13	4,513.13	4,513.13	1.86	1.86	2.54
WESTPAC BANKING CORP NY CD DTD 08/07/2017 2.050% 08/03/2020	96121T4A3	650,000.00	JPM_CHAS		98.79	642,155.80	(7,844.20)	(7,844.20)	2.32	2.32	2.50
SWEDBANK (NEW YORK) CERT DEPOS DTD 11/17/2017 2.270% 11/16/2020	87019U6D6	375,000.00	MERRILL		98.38	368,936.25	(6,063.75)	(6,063.75)	2.51	2.51	2.95
<b>Security Type Sub-Total</b>		<b>6,000,000.00</b>				<b>5,956,124.48</b>	<b>(43,027.27)</b>	<b>(43,496.44)</b>	<b>1.37</b>	<b>1.37</b>	<b>2.37</b>
<b>Managed Account Sub-Total</b>		<b>36,235,593.45</b>				<b>35,748,064.86</b>	<b>(485,207.56)</b>	<b>(468,754.45)</b>	<b>1.72</b>	<b>1.73</b>	<b>2.43</b>
<b>Securities Sub-Total</b>		<b>\$36,235,593.45</b>				<b>\$35,748,064.86</b>	<b>(\$485,207.56)</b>	<b>(\$468,754.45)</b>	<b>1.72</b>	<b>1.73</b>	<b>2.43%</b>
<b>Accrued Interest</b>						<b>\$148,469.03</b>					
<b>Total Investments</b>						<b>\$35,896,533.89</b>					



## Managed Account Security Transactions & Interest

For the Month Ending **March 31, 2018**

CITY OF LAKEWOOD - 51260100

Transaction Type					Principal	Accrued		Realized G/L	Realized G/L	Sale
Trade	Settle	Security Description	CUSIP	Par	Proceeds	Interest	Total	Cost	Amort Cost	Method
BUY										
03/02/18	03/06/18	UBS AG STAMFORD CT LT CD DTD 03/06/2018 2.900% 03/02/2020	90275DHG8	625,000.00	(625,000.00)	0.00	(625,000.00)			
03/08/18	03/13/18	JOHN DEERE CAPITAL CORP NOTES DTD 03/13/2018 2.875% 03/12/2021	24422EUD9	175,000.00	(174,881.00)	0.00	(174,881.00)			
03/09/18	03/16/18	INTERNATIONAL FINANCE CORPORATION NOTE DTD 03/16/2018 2.635% 03/09/2021	45950VLO7	375,000.00	(374,718.75)	0.00	(374,718.75)			
03/19/18	03/22/18	UNILEVER CAPITAL CORP NOTES DTD 03/22/2018 2.750% 03/22/2021	904764AZ0	375,000.00	(373,083.75)	0.00	(373,083.75)			
03/27/18	03/29/18	HSBC USA INC NOTES DTD 03/05/2015 2.350% 03/05/2020	40428HPR7	125,000.00	(123,407.50)	(195.83)	(123,603.33)			
Transaction Typo Sub-Total				1,675,000.00	(1,671,091.00)	(195.83)	(1,671,286.83)			
INTEREST										
03/01/18	03/01/18	MONEY MARKET FUND	MONEY0002	0.00	0.00	144.64	144.64			
03/01/18	03/25/18	FNMA SERIES 2016-M9 ASQ2 DTD 06/01/2016 1.785% 06/01/2019	3136ASPX8	83,500.87	0.00	124.21	124.21			
03/01/18	03/25/18	FANNIE MAE SERIES 2015-M13 ASQ2 DTD 10/01/2015 1.646% 09/01/2019	3136AOD00	147,252.84	0.00	243.33	243.33			
03/01/18	03/25/18	FNMA SERIES 2015-M15 ASQ2 DTD 11/01/2015 1.898% 01/01/2019	3136AOSW1	55,699.88	0.00	88.10	88.10			
03/01/18	03/25/18	FNMA SERIES 2015-M7 ASQ2 DTD 04/01/2015 1.550% 04/01/2018	3136ANJY4	3,291.70	0.00	4.25	4.25			
03/03/18	03/03/18	AMERICAN EXPRESS CREDIT (CALLABLE) NOTE DTD 03/03/2017 2.200% 03/03/2020	0258M0EE5	215,000.00	0.00	2,365.00	2,365.00			
03/04/18	03/04/18	CATERPILLAR FINL SERVICE NOTE DTD 09/07/2017 1.850% 09/04/2020	14913Q2A6	260,000.00	0.00	2,364.92	2,364.92			
03/04/18	03/04/18	WALT DISNEY COMPANY CORP NOTES DTD 03/06/2017 1.950% 03/04/2020	25468PDP8	70,000.00	0.00	682.50	682.50			
03/06/18	03/06/18	IBM CREDIT CORP NOTE DTD 09/08/2017 1.625% 09/06/2019	44932HAA1	300,000.00	0.00	2,410.42	2,410.42			
03/06/18	03/06/18	EXXON MOBIL (CALLABLE) CORP NOTE DTD 03/06/2015 1.912% 03/06/2020	30231GAG7	175,000.00	0.00	1,673.00	1,673.00			



## Managed Account Security Transactions & Interest

For the Month Ending **March 31, 2018**

**CITY OF LAKEWOOD - 51260100**

Transaction Type		Security Description	CUSIP	Par	Principal Procoeds	Accrued Interest	Total	Realized G/L	Realized G/L	Sale
Trade	Settle							Cost	Amort Cost	Method
INTEREST										
03/12/18	03/12/18	INTL BANK OF RECONSTRUCTION AND DEV NOTE DTD 09/19/2017 1.561% 09/12/2020	45905UP32	350,000.00	0.00	2,625.00	2,625.00			
03/13/18	03/13/18	JOHN DEERE CAPITAL CORP NOTES DTD 03/15/2017 2.200% 03/13/2020	24422ETQ2	145,000.00	0.00	1,595.00	1,595.00			
03/15/18	03/15/18	BERKSHIRE HATHAWAY INC NOTES DTD 03/15/2016 1.700% 03/15/2019	084664CG4	55,000.00	0.00	467.50	467.50			
03/26/18	03/26/18	FHLB GLOBAL NOTES DTD 09/09/2016 1.000% 09/26/2019	3130A9EP2	850,000.00	0.00	4,250.00	4,250.00			
Transaction Type Sub-Total				2,709,745.29	0.00	19,037.87	19,037.87			
PAYDOWNS										
03/01/18	03/25/18	FNMA SERIES 2015-M15 ASQ2 DTD 11/01/2015 1.898% 01/01/2019	3136AOSW1	6,135.98	6,135.98	0.00	6,135.98	(61.36)	0.00	
03/01/18	03/25/18	FNMA SERIES 2016-M9 ASQ2 DTD 06/01/2016 1.785% 06/01/2019	3136ASPX8	10,116.13	10,116.13	0.00	10,116.13	(101.16)	0.00	
03/01/18	03/25/18	FNMA SERIES 2015-M7 ASQ2 DTD 04/01/2015 1.550% 04/01/2018	3136ANJY4	2,311.90	2,311.90	0.00	2,311.90	(23.11)	0.00	
03/01/18	03/25/18	FANNIE MAE SERIES 2015-M13 ASQ2 DTD 10/01/2015 1.646% 09/01/2019	3136AQDO0	20,587.83	20,587.83	0.00	20,587.83	(206.16)	0.00	
Transaction Type Sub-Total				39,151.84	39,151.84	0.00	39,151.84	(391.79)	0.00	
SELL										
03/02/18	03/06/18	FNMA BENCHMARK NOTE DTD 02/23/2016 1.000% 02/26/2019	3135G0J53	200,000.00	197,854.00	55.56	197,909.56	(2,330.21)	(2,210.60)	FIFO
03/02/18	03/06/18	FNMA BENCHMARK NOTE DTD 02/23/2016 1.000% 02/26/2019	3135G0J53	400,000.00	395,708.00	111.11	395,819.11	(3,348.00)	(3,983.56)	FIFO
03/05/18	03/06/18	FNMA BENCHMARK NOTE DTD 02/23/2016 1.000% 02/26/2019	3135G0J53	30,000.00	29,680.80	8.33	29,689.13	(346.83)	(328.89)	FIFO
03/08/18	03/13/18	FNMA BENCHMARK NOTE DTD 02/23/2016 1.000% 02/26/2019	3135G0J53	175,000.00	173,115.25	82.64	173,197.89	(2,045.94)	(1,940.14)	FIFO
03/09/18	03/16/18	FHLB NOTES DTD 12/08/2016 1.250% 01/16/2019	3130AAE46	375,000.00	372,356.25	781.25	373,137.50	(2,628.75)	(2,637.29)	FIFO



## Managed Account Security Transactions & Interest

For the Month Ending **March 31, 2018**

**CITY OF LAKEWOOD - 51260100**

Transaction Type		Security Description	CUSIP	Par	Principal	Accrued	Total	Realized G/L	Realized G/L	Sale
Trade	Settle				Proceeds	Interest		Cost	Amort Cost	Method
SELL										
03/19/18	03/22/18	FHLB NOTES DTD 12/08/2016 1.250% 01/16/2019	3130AAE46	350,000.00	347,508.00	802.08	348,310.08	(2,478.00)	(2,486.09)	FIFO
03/19/18	03/22/18	FNMA BENCHMARK NOTE DTD 02/23/2016 1.000% 02/26/2019	3135G0J53	25,000.00	24,731.50	18.06	24,749.56	(291.53)	(276.21)	FIFO
03/27/18	03/29/18	FNMA BENCHMARK NOTE DTD 02/23/2016 1.000% 02/26/2019	3135G0J53	100,000.00	98,965.00	91.67	99,056.67	(1,127.11)	(1,065.18)	FIFO
Transaction Type Sub-Total				1,655,000.00	1,639,918.80	1,950.70	1,641,869.50	(14,596.37)	(14,927.96)	
Managed Account Sub-Total					7,979.64	20,792.74	28,772.38	(14,988.16)	(14,927.96)	
Total Security Transactions					\$7,979.64	\$20,792.74	\$28,772.38	(\$14,988.16)	(\$14,927.96)	

# DIVIDER SHEET

# *Housing Successor*

**CITY OF LAKEWOOD SUCCESSOR AGENCY - HOUSING  
FUND SUMMARY 5/10/2018**

In accordance with section 2521 of the Lakewood Municipal Code there is presented herewith a summary of obligations to be paid by voucher 337 through 337. Each of the following demands has been audited by the Director of Administrative Services and approved by the City Manager.

3901	HOUSING SUCCESSOR AGENCY	2,900.00
		<hr/>
		<b>2,900.00</b>

Council Approval

\_\_\_\_\_

Date

\_\_\_\_\_

City Manager

Attest

\_\_\_\_\_

City Clerk

\_\_\_\_\_

Director of Administrative Services

**CITY OF LAKEWOOD SUCCESSOR AGENCY - HOUSING  
SUMMARY CHECK REGISTER**

<u>CHECK #</u>	<u>CHECK DATE</u>	<u>VEND #</u>	<u>VENDOR NAME</u>	<u>GROSS</u>	<u>DISC.</u>	<u>CHECK AMOUNT</u>
337	05/10/2018	2177	SINDAHA SAMIR	2,900.00	0.00	2,900.00
<b>Totals:</b>				<u>2,900.00</u>	<u>0.00</u>	<u>2,900.00</u>