

AGENDA
REGULAR CITY COUNCIL MEETING
COUNCIL CHAMBERS
5000 CLARK AVENUE
LAKEWOOD, CALIFORNIA

September 13, 2016, 7:30 p.m.

CALL TO ORDER

INVOCATION: Monsignor Joseph Greeley, St. Pancratius Church

PLEDGE OF ALLEGIANCE:

ROLL CALL: Mayor Ron Piazza
Vice Mayor Diane DuBois
Council Member Steve Croft
Council Member Todd Rogers
Council Member Jeff Wood

ANNOUNCEMENTS AND PRESENTATIONS:

ROUTINE ITEMS:

All items listed within this section of the agenda are considered to be routine and will be enacted by one motion without separate discussion. Any Member of Council may request an item be removed for individual discussion or further explanation. All items removed shall be considered immediately following action on the remaining items.

RI-1 Approval of Minutes of the Meetings held August 9, and August 23, 2016

RI-2 Approval of Personnel Transactions

RI-3 Approval of Registers of Demands

RI-4 Approval of Monthly Report of Investment Transactions

RI-5 Approval of Revisions to Conflict of Interest Code for City Officers and Employees

RI-6 Approval of Amendment to Agreement with Pacific EH&S Service, Inc. for Health and Safety Consulting Services

RI-7 Approval of Agreement with Tyler Technologies Inc. "MUNIS" for Accounting Software Licenses and Support

RI-8 Adoption of Resolution No. 2016-58; Amending Resolution Establishing Compensation, Rules and Regulations for Full-time Employees

RI-9 Authorization for Purchase of Fence Fabric Replacement for San Martin Basketball Court and Wading Pool from A& G Sales

City Council Agenda

September 13, 2016

Page 2

PUBLIC HEARINGS:

- 1.1 Approval of CDBG Program Consolidated Annual Performance and Evaluation Report

REPORTS:

- 3.1 2016 Legislative Session Update

AGENDA

LAKEWOOD SUCCESSOR AGENCY

1. Approval of Register of Demands

AGENDA

LAKEWOOD HOUSING SUCCESSOR AGENCY

1. Approval of Register of Demands

ORAL COMMUNICATIONS:

ADJOURNMENT

Any qualified individual with a disability that would exclude that individual from participating in or attending the above meeting should contact the City Clerk's Office, 5050 Clark Avenue, Lakewood, CA, at 562/866-9771, ext. 2200; at least 48 hours prior to the above meeting to ensure that reasonable arrangements can be made to provide accessibility to the meeting or other reasonable auxiliary aids or services may be provided.

Copies of staff reports and other writings pertaining to this agenda are available for public review during regular business hours in the Office of the City Clerk, 5050 Clark Avenue, Lakewood, CA 90712

Routine Items

Routine Item 1 - City Council Minutes
will be available prior to the meeting


D I V I D E R S H E E T


COUNCIL AGENDA
September 13, 2016

TO: The Honorable Mayor and City Council

SUBJECT: Report of Personnel Transactions

<u>Name</u>	<u>Title</u>	<u>Schedule</u>	<u>Effective Date</u>
1. FULL-TIME EMPLOYEES			
A. Appointments			
DeeAnna Christensen	Sr. Account Clerk	10A	09/06/2016
B. Changes			
Deborah Giemont	Administrative Clerk Personnel Clerk	08A to 10A	08/28/2016
C. Separations			
None			
2. PART-TIME EMPLOYEES			
A. Appointments			
Christopher Crisistomo	Community Services Officer	B	08/08/2016
Brandon De Medeiros	Community Services Officer	B	08/22/2016
Cesar Pineda	Maintenance Trainee I	B	09/06/2016
B. Changes			
Guillermo Higuera-Franco	Intern I Management Trainee I	A to B	08/28/2016
David Meza Hernandez	Relief Parking Control Officer I Parking Enforcement Tech I	A to B	07/31/2016
Priscilla Reyes	Recreation Leader II Community Services Leader II	A to B	08/28/2016
Garrett Rowan	Maintenance Trainee I Maintenance Trainee II	B to B	
Adonis Rubio	Student Recreation Assistant Community Services Leader II	A to B	09/11/2016
C. Separations			
Susan Degrate-Benoit	Parking Enforcement Tech I	B	07/28/2016
David Fisher	Community Services Leader II	B	08/28/2016

Lisa Novotny 
Assistant City Manager

Howard L. Chambers
City Manager 

D I V I D E R S H E E T

**CITY OF LAKEWOOD
FUND SUMMARY 8/4/2016**

In accordance with section 2521 of the Lakewood Municipal Code there is presented herewith a summary of obligations to be paid by voucher 71530 through 71657. Each of the following demands has been audited by the Director of Administrative Services and approved by the City Manager.

1010	GENERAL FUND	88,091.51
1030	CDBG CURRENT YEAR	2,936.67
1050	COMMUNITY FACILITY	14,570.82
1630	USED OIL GRANT	5,822.79
3070	PROPOSITION "C"	940.00
5020	CENTRAL STORES	3,692.52
5030	FLEET MAINTENANCE	5,051.35
7500	WATER UTILITY FUND	42,229.15
8020	LOCAL REHAB LOAN	1,782.00
		<hr/>
		165,116.81

Council Approval

Date

City Manager

Attest

City Clerk

Director of Administrative Services

CITY OF LAKEWOOD

SUMMARY CHECK REGISTER

CHECK #	CHECK DATE	VEND #	VENDOR NAME	GROSS	DISC.	CHECK AMOUNT
71530	08/04/2016	4684	AMAZON.COM LLC	700.36	0.00	700.36
71531	08/04/2016	4878	B.R. BREWER SIGN & GRAPHICS	98.10	0.00	98.10
71532	08/04/2016	4800	BISHOP COMPANY	196.27	0.00	196.27
71533	08/04/2016	2808	BITHELL. INC.	3,360.00	0.00	3,360.00
71534	08/04/2016	4300	CAL-RECYCLE	5,822.79	0.00	5,822.79
71535	08/04/2016	43135	CERRITOS. CITY OF - WATER DIVISION	36,181.70	0.00	36,181.70
71536	08/04/2016	61769	GRAUTEN. EVELYN R	585.00	0.00	585.00
71537	08/04/2016	4886	GROH. MARK LEE	180.00	0.00	180.00
71538	08/04/2016	49843	INOUE. MICHAEL JOHN	1,657.50	0.00	1,657.50
71539	08/04/2016	4180	JONES RICHARD D. A PROF LAW CORP	2,633.50	0.00	2,633.50
71540	08/04/2016	18400	LAKEWOOD. CITY WATER DEPT	14,158.72	0.00	14,158.72
71541	08/04/2016	20300	LONG BEACH CITY GAS & WATER DEPT	139.58	0.00	139.58
71542	08/04/2016	36844	LA COUNTY DEPT OF PUBLIC WORKS	4,541.85	0.00	4,541.85
71543	08/04/2016	46696	MEYER & ASSOCIATES	10,375.00	0.00	10,375.00
71544	08/04/2016	4494	PIERSON. JEREMY L.	312.00	0.00	312.00
71545	08/04/2016	4374	PITNEY BOWES INC	150.42	0.00	150.42
71546	08/04/2016	64796	OUARTO. ROBERT	228.90	0.00	228.90
71547	08/04/2016	2372	TGIS CATERING SVCS INC	190.75	0.00	190.75
71548	08/04/2016	4364	THE RINKS-LAKEWOOD ICE	211.25	0.00	211.25
71549	08/04/2016	33200	WALTERS WHOLESALE ELECTRIC CO	831.13	0.00	831.13
71550	08/04/2016	3699	DEKEYSER. STACIA	152.00	0.00	152.00
71551	08/04/2016	3699	PERRETANO. MONIOUE	370.80	0.00	370.80
71552	08/04/2016	3699	SMITH. TANISHA	535.40	0.00	535.40
71553	08/04/2016	3699	STANLEY PEST CONTROL	1,782.00	0.00	1,782.00
71554	08/04/2016	3699	TEDDY BEAR CONSTRUCTION	387.48	0.00	387.48
71555	08/04/2016	61142	ADAMS-HILLERY SHARRON	2,936.67	0.00	2,936.67
71556	08/04/2016	4855	ALLEGIS GROUP HOLDINGS. INC.	1,276.00	0.00	1,276.00
71557	08/04/2016	4208	AIRGAS INC	1,235.84	0.00	1,235.84
71558	08/04/2016	36885	SPCLTY ALLIED MUFFLER OF BELLFLOWER	278.90	0.00	278.90
71559	08/04/2016	4684	AMAZON.COM LLC	430.48	0.00	430.48
71560	08/04/2016	58000	AMERICAN TRUCK & TOOL RENTAL INC	375.70	0.00	375.70
71561	08/04/2016	4724	ARC DOCUMENT SOLUTIONS. LLC	115.56	0.00	115.56
71562	08/04/2016	4465	ATALLA. IBRAHIM	156.00	0.00	156.00
71563	08/04/2016	443	B&M LAWN AND GARDEN INC	11.36	0.00	11.36
71564	08/04/2016	66012	BARTKUS. KRISTIN	19.50	0.00	19.50
71565	08/04/2016	39123	BACKFLOW APPARATUS & VALUE COMPANY	70.41	0.00	70.41
71566	08/04/2016	62737	BOYES. GOBIND	144.95	0.00	144.95
71567	08/04/2016	48469	BURWELL MICHAEL RAY	940.00	0.00	940.00
71568	08/04/2016	307	CALIF. STATE DISBURSEMENT UNIT	155.07	0.00	155.07
71569	08/04/2016	53983	CALIF STATE FRANCHISE TAX BOARD	175.00	0.00	175.00
71570	08/04/2016	45894	CINTAS CORPORATION	64.09	0.00	64.09
71571	08/04/2016	57070	CITY LIGHT & POWER LKWD INC	975.00	0.00	975.00
71572	08/04/2016	64932	CJ CONSTRUCTION INC	21,039.72	0.00	21,039.72
71573	08/04/2016	3778	COMMERCIAL AQUATIC SERVICES INC	1,053.62	0.00	1,053.62

CITY OF LAKEWOOD

SUMMARY CHECK REGISTER

CHECK #	CHECK DATE	VEND #	VENDOR NAME	GROSS	DISC.	CHECK AMOUNT
71574	08/04/2016	4380	CAPITAL ONE NATIONAL ASSOCIATION	260.38	0.00	260.38
71575	08/04/2016	4730	SADEGHI-DADGAR. KAMELIA	663.00	0.00	663.00
71576	08/04/2016	4442	DANIEL'S TIRE SERVICE INC	1,981.28	0.00	1,981.28
71577	08/04/2016	4498	DELTA DENTAL INSURANCE COMPANY	1,382.05	0.00	1,382.05
71578	08/04/2016	58618	DURHAM SCHOOL SERVICES	435.88	0.00	435.88
71579	08/04/2016	64415	FULLER. LAURA	169.00	0.00	169.00
71580	08/04/2016	4420	GOERTZ. TRAVIS W	1,250.00	0.00	1,250.00
71581	08/04/2016	35477	HARA M LAWNMOWER CENTER	321.55	0.00	321.55
71582	08/04/2016	4872	HEATON. KATHRYN	195.00	0.00	195.00
71583	08/04/2016	42031	HOME DEPOT	225.65	0.00	225.65
71584	08/04/2016	60043	SCHOEPF DANIEL A	174.40	0.00	174.40
71585	08/04/2016	40994	JACOBY. CAROL FLYNN	1,472.75	0.00	1,472.75
71586	08/04/2016	2956	KICK IT UP KIDZ. LLC	136.50	0.00	136.50
71587	08/04/2016	1916	KULI IMAGE	518.40	0.00	518.40
71588	08/04/2016	18300	LAKEWOOD CHAMBER OF COMMERCE	1,833.33	0.00	1,833.33
71589	08/04/2016	4482	MALTY INTERNATIONAL GROUP INC	81.80	0.00	81.80
71590	08/04/2016	58414	MANAGED HEALTH NETWORK	365.75	0.00	365.75
71591	08/04/2016	60839	MARKOPULOS. CYNTHIA	178.75	0.00	178.75
71592	08/04/2016	23130	MC MASTER-CARR SUPPLY CO	161.00	0.00	161.00
71593	08/04/2016	4190	NATIONAL UNION FIRE INSURANCE CO	678.50	0.00	678.50
71594	08/04/2016	3843	EDSON JAMES T	1,820.10	0.00	1,820.10
71595	08/04/2016	47554	OFFICE DEPOT BUSINESS SVCS	563.09	0.00	563.09
71596	08/04/2016	56812	PATSCO DESIGNS	4,986.10	0.00	4,986.10
71597	08/04/2016	51171	PERS LONG TERM CARE PROGRAM	301.10	0.00	301.10
71598	08/04/2016	4374	PITNEY BOWES INC	150.42	0.00	150.42
71599	08/04/2016	4902	PROTEL COMMUNICATIONS INC.	2,550.70	0.00	2,550.70
71600	08/04/2016	4459	READWRITE EDUCATIONAL SOLUTIONS INC	256.75	0.00	256.75
71601	08/04/2016	66345	REYES. PHILIP	450.00	0.00	450.00
71602	08/04/2016	4804	SIGN SPECIALISTS CORPORATION	4,633.00	0.00	4,633.00
71603	08/04/2016	52279	SMART & FINAL INC	1,057.77	0.00	1,057.77
71604	08/04/2016	26900	SO CALIF SECURITY CENTERS INC	22.07	0.00	22.07
71605	08/04/2016	4368	SPECIALTY TIRES LLC	165.56	0.00	165.56
71606	08/04/2016	2559	STANLEY CONVERGENT SECURITY	419.57	0.00	419.57
71607	08/04/2016	60792	STEPHENS. ERIC	193.05	0.00	193.05
71608	08/04/2016	4893	TENG. WHEA-FUN	166.40	0.00	166.40
71609	08/04/2016	528	TIME WARNER CABLE	299.98	0.00	299.98
71610	08/04/2016	65224	TUMBLE-N-KIDS. INC	52.00	0.00	52.00
71611	08/04/2016	57135	VISION SERVICE PLAN	4,458.66	0.00	4,458.66
71612	08/04/2016	17640	WAXIE ENTERPRISES INC	1,627.81	0.00	1,627.81
71613	08/04/2016	1939	WAYNE HARMEIER INC	528.66	0.00	528.66
71614	08/04/2016	3699	ANCHETA. MALAN	259.71	0.00	259.71
71615	08/04/2016	3699	ANDERSON. MICHELE	15.00	0.00	15.00
71616	08/04/2016	3699	BARRETT. LINDA	250.00	0.00	250.00
71617	08/04/2016	3699	BENBOW. LISA	250.00	0.00	250.00

CITY OF LAKEWOOD

SUMMARY CHECK REGISTER

CHECK #	CHECK DATE	VEND #	VENDOR NAME	GROSS	DISC.	CHECK AMOUNT
71618	08/04/2016	3699	BRUNSON. TRACIE	21.00	0.00	21.00
71619	08/04/2016	3699	CORROS. ROCHELLE	250.00	0.00	250.00
71620	08/04/2016	3699	DELGADO. CHRISTINA	250.00	0.00	250.00
71621	08/04/2016	3699	DENHAM. JASON	90.00	0.00	90.00
71622	08/04/2016	3699	DIZON. FREDERICK	250.00	0.00	250.00
71623	08/04/2016	3699	ENGLISH-FLETCHER. NANCY	250.00	0.00	250.00
71624	08/04/2016	3699	FIELDS. BATINA	250.00	0.00	250.00
71625	08/04/2016	3699	FLORES. RUDY	25.00	0.00	25.00
71626	08/04/2016	3699	FLORES-OUEZADA. CRISTINA	21.00	0.00	21.00
71627	08/04/2016	3699	GARCIA. JACQUELINE	64.70	0.00	64.70
71628	08/04/2016	3699	GARCIA. JENNIFER	250.00	0.00	250.00
71629	08/04/2016	3699	GAVIERES. DEBORAH	21.00	0.00	21.00
71630	08/04/2016	3699	HUY. MICHAEL	250.00	0.00	250.00
71631	08/04/2016	3699	KHMER ALUMNI ASSOCIATION	250.00	0.00	250.00
71632	08/04/2016	3699	KUHN. DEBRA	250.00	0.00	250.00
71633	08/04/2016	3699	MACALAGUING. JOEL	250.00	0.00	250.00
71634	08/04/2016	3699	MAGALLANES. LOURDES	250.00	0.00	250.00
71635	08/04/2016	3699	MANZANO. BETH	62.00	0.00	62.00
71636	08/04/2016	3699	MARTIN. NATASCHA	90.00	0.00	90.00
71637	08/04/2016	3699	MILLER. TANEKA	304.00	0.00	304.00
71638	08/04/2016	3699	MURRAY. ROY	250.00	0.00	250.00
71639	08/04/2016	3699	NAUFAHU. VEIONGO	250.00	0.00	250.00
71640	08/04/2016	3699	NEMSHICK. TYRONE	250.00	0.00	250.00
71641	08/04/2016	3699	OWENS. PATRICIA	250.00	0.00	250.00
71642	08/04/2016	3699	PAMINTUAN. ARISTOTLE	250.00	0.00	250.00
71643	08/04/2016	3699	PARK. ALEJANDRA	250.00	0.00	250.00
71644	08/04/2016	3699	PERRETANO. MONIOUE	62.00	0.00	62.00
71645	08/04/2016	3699	PHEUNG. BE	21.00	0.00	21.00
71646	08/04/2016	3699	RAMOS. BRENDA	250.00	0.00	250.00
71647	08/04/2016	3699	RIENG. TEE	230.00	0.00	230.00
71648	08/04/2016	3699	SANTANA. TRANOUILINO	250.00	0.00	250.00
71649	08/04/2016	3699	SARABIA. MAURICIO	240.00	0.00	240.00
71650	08/04/2016	3699	STOM. FAWN	120.00	0.00	120.00
71651	08/04/2016	3699	WASHINGTON. JESSICA	52.00	0.00	52.00
71652	08/04/2016	3699	WILLIS. ANTHONY	29.07	0.00	29.07
71653	08/04/2016	47854	TRUESDAIL LABORATORIES INC	157.50	0.00	157.50
71654	08/04/2016	2372	TGIS CATERING SVCS INC	977.51	0.00	977.51
71655	08/04/2016	4443	O'REILLY AUTOMOTIVE STORES INC	295.29	5.43	289.86
71656	08/04/2016	47854	TRUESDAIL LABORATORIES INC	1,112.50	0.00	1,112.50
71657	08/04/2016	66457	BRENNTAG PACIFIC INC	1,177.83	0.00	1,177.83
Totals:				<u>165,122.24</u>	<u>5.43</u>	<u>165,116.81</u>

**CITY OF LAKEWOOD
FUND SUMMARY 8/11/2016**

In accordance with section 2521 of the Lakewood Municipal Code there is presented herewith a summary of obligations to be paid by voucher 71658 through 71776. Each of the following demands has been audited by the Director of Administrative Services and approved by the City Manager.

1010	GENERAL FUND	454,656.06
1020	CABLE TV	4,377.90
1030	CDBG CURRENT YEAR	375.00
1050	COMMUNITY FACILITY	5,637.12
1710	PROPOSITION "A" RECREATION	4,004.08
3001	CAPITAL IMPROV PROJECT FUND	1,351.50
3060	PROPOSITION "A"	114,843.90
5010	GRAPHICS AND COPY CENTER	3,087.98
5020	CENTRAL STORES	1,916.08
5030	FLEET MAINTENANCE	18,372.33
7500	WATER UTILITY FUND	59,968.14
8020	LOCAL REHAB LOAN	4,578.00
8030	TRUST DEPOSIT	100.00
		<hr/>
		673,268.09

Council Approval

Date

City Manager

Attest

City Clerk

Director of Administrative Services

CITY OF LAKEWOOD

SUMMARY CHECK REGISTER

CHECK #	CHECK DATE	VEND #	VENDOR NAME	GROSS	DISC.	CHECK AMOUNT
71658	08/08/2016	4925	CALIFORNIA DEPARTMENT OF FISH AND WILDLIF	1,351.50	0.00	1,351.50
71659	08/11/2016	6600	CALIFORNIA STATE DEPT OF JUSTICE	6,326.00	0.00	6,326.00
71660	08/11/2016	3778	COMMERCIAL AQUATIC SERVICES INC	2,911.69	0.00	2,911.69
71661	08/11/2016	4243	COMPLETE FIRE SERVICE INC	375.00	0.00	375.00
71662	08/11/2016	4043	DIAMOND ENVIRONMENTAL SERVICES LP	4,574.30	0.00	4,574.30
71663	08/11/2016	4743	EMERSON NETWORK POWER	589.50	0.00	589.50
71664	08/11/2016	4923	JEFFRIES. NORMA GAIL	596.35	0.00	596.35
71665	08/11/2016	20700	LONG BEACH PUBLIC TRANSPORTATION CO	21,779.90	0.00	21,779.90
71666	08/11/2016	45069	LOS ANGELES CO/DEPT PW BLDG SVCS	45,987.74	0.00	45,987.74
71667	08/11/2016	4887	MATHESON TRI-GAS. INC.	56.64	0.00	56.64
71668	08/11/2016	52588	MILLER DON & SONS	259.50	0.00	259.50
71669	08/11/2016	4797	PASCAL & LUDWIG CONSTRUCTORS	19,000.00	0.00	19,000.00
71670	08/11/2016	39640	RAYVERN LIGHTING SUPPLY CO INC	185.31	0.00	185.31
71671	08/11/2016	64602	STAPLES CONTRACT & COMMERCIAL INC	12,751.93	0.00	12,751.93
71672	08/11/2016	59212	TETRA TECH INC	11,857.84	0.00	11,857.84
71673	08/11/2016	61802	VMI. INC.	4,377.90	0.00	4,377.90
71674	08/11/2016	50058	WHITE HOUSE FLORIST INC	65.40	0.00	65.40
71675	08/11/2016	35146	WILLDAN ASSOCIATES	15,638.00	0.00	15,638.00
71676	08/11/2016	4855	ALLEGIS GROUP HOLDINGS. INC.	1,044.00	0.00	1,044.00
71677	08/11/2016	4792	AMERICAN CHESS INSTITUTE. THE	585.00	0.00	585.00
71678	08/11/2016	66012	BARTKUS. KRISTIN	2,390.54	0.00	2,390.54
71679	08/11/2016	66369	BONILLA. GILBERT	1,500.00	0.00	1,500.00
71680	08/11/2016	1025	C A C E O	50.00	0.00	50.00
71681	08/11/2016	988	CDW LLC	708.50	0.00	708.50
71682	08/11/2016	57070	CITY LIGHT & POWER LKWD INC	193,810.02	0.00	193,810.02
71683	08/11/2016	57070	CITY LIGHT & POWER LKWD INC	3,115.18	0.00	3,115.18
71684	08/11/2016	4911	CONVERGINT TECHNOLOGIES LLC	43,150.00	0.00	43,150.00
71685	08/11/2016	4380	CAPITAL ONE NATIONAL ASSOCIATION	283.40	0.00	283.40
71686	08/11/2016	4890	DATABASE SYSTEMS CORP	39.69	0.00	39.69
71687	08/11/2016	4680	DIAZ. ISABELLE	311.48	0.00	311.48
71688	08/11/2016	39267	DOG DEALERS INC	785.85	0.00	785.85
71689	08/11/2016	60826	ECS IMAGING INC	900.00	0.00	900.00
71690	08/11/2016	58284	EMAMI. CYNTHIA	273.00	0.00	273.00
71691	08/11/2016	51393	EMPLOYMENT DEVELOPMENT DEPT	5,115.00	0.00	5,115.00
71692	08/11/2016	1844	EQUIPMENT SERVICES. INC.	4,650.00	0.00	4,650.00
71693	08/11/2016	4884	FRONTIER CALIFORNIA INC.	5,991.44	0.00	5,991.44
71694	08/11/2016	3820	PLAYCORE WISCONSIN INC	493.85	0.00	493.85
71695	08/11/2016	42664	GIACHELLO. LENNY	126.75	0.00	126.75
71696	08/11/2016	64215	GOLD COAST AWARDS INC	118.52	0.00	118.52
71697	08/11/2016	3912	GOLDEN METERS SERVICES	1,912.94	0.00	1,912.94
71698	08/11/2016	33150	GRAINGER W W INC	39.90	0.00	39.90
71699	08/11/2016	61769	GRAUTEN. EVELYN R	425.75	0.00	425.75
71700	08/11/2016	65891	HUMAN SERVICES ASSOCIATION	375.00	0.00	375.00
71701	08/11/2016	4180	JONES RICHARD D. A PROF LAW CORP	33,500.00	0.00	33,500.00

CITY OF LAKEWOOD

SUMMARY CHECK REGISTER

CHECK #	CHECK DATE	VEND #	VENDOR NAME	GROSS	DISC.	CHECK AMOUNT
71702	08/11/2016	36167	KARTER. JANET	599.95	0.00	599.95
71703	08/11/2016	2956	KICK IT UP KIDZ. LLC	3,001.10	0.00	3,001.10
71704	08/11/2016	4450	KING. JACK	624.00	0.00	624.00
71705	08/11/2016	4250	CEDAR FAIR	3,479.00	0.00	3,479.00
71706	08/11/2016	18550	LAKEWOOD. CITY OF	100.00	0.00	100.00
71707	08/11/2016	2409	LIFTECH ELEVATOR SERVICES INC	507.00	0.00	507.00
71708	08/11/2016	20700	LONG BEACH PUBLIC TRANSPORTATION CO	93,064.00	0.00	93,064.00
71709	08/11/2016	60839	MARKOPULOS. CYNTHIA	71.50	0.00	71.50
71710	08/11/2016	65220	STEVEN MAHR PRINTING INC.	353.73	0.00	353.73
71711	08/11/2016	1650	MARTIN. NATASCHA	80.51	0.00	80.51
71712	08/11/2016	4625	MERCHANT'S BUILDING MAINTENANCE LLC	26,458.76	0.00	26,458.76
71713	08/11/2016	332	MERRIMAC PETROLEUM INC	11,039.01	0.00	11,039.01
71714	08/11/2016	41831	MIEIR-KING. RICHARD	780.00	0.00	780.00
71715	08/11/2016	64333	MOSES-CALDERA. ISABEL	305.50	0.00	305.50
71716	08/11/2016	55607	MYRON CORP	289.31	0.00	289.31
71717	08/11/2016	65043	NATEC INTERNATIONAL INC	105.00	0.00	105.00
71718	08/11/2016	34536	OCOBOC. DEBRA	301.60	0.00	301.60
71719	08/11/2016	4902	PROTEL COMMUNICATIONS INC.	689.00	0.00	689.00
71720	08/11/2016	4459	READWRITE EDUCATIONAL SOLUTIONS INC	821.60	0.00	821.60
71721	08/11/2016	66345	REYES. PHILIP	450.00	0.00	450.00
71722	08/11/2016	47285	ROTARY CORP	29.44	0.00	29.44
71723	08/11/2016	65297	S.T.E.A.M.	13,188.22	0.00	13,188.22
71724	08/11/2016	1841	SAFETY DRIVER'S ED. LLC	223.60	0.00	223.60
71725	08/11/2016	4803	SEEBAG. TOYASHA	309.07	0.00	309.07
71726	08/11/2016	3186	CORAL BAY HOME LOANS	217.10	0.00	217.10
71727	08/11/2016	52279	SMART & FINAL INC	144.63	0.00	144.63
71728	08/11/2016	4177	SOUTHERN CALIF ACADEMY OF MUSIC	1,482.00	0.00	1,482.00
71729	08/11/2016	29400	SOUTHERN CALIFORNIA EDISON CO	2,859.31	0.00	2,859.31
71730	08/11/2016	37930	STANDARD INSURANCE CO UNIT 22	9,935.69	0.00	9,935.69
71731	08/11/2016	2995	STRICTLY BACKFLOW INC	467.41	0.00	467.41
71732	08/11/2016	4849	TIFCO INDUSTRIES. INC.	534.65	0.00	534.65
71733	08/11/2016	65224	TUMBLE-N-KIDS. INC	1,014.00	0.00	1,014.00
71734	08/11/2016	4480	TYLER BUSINESS FORMS	924.60	0.00	924.60
71735	08/11/2016	35089	UNDERGROUND SERVICE ALERT	159.00	0.00	159.00
71736	08/11/2016	64652	CELLCO PARTNERSHIP	3,247.32	0.00	3,247.32
71737	08/11/2016	3134	VIRTUAL GRAFFITI INC	2,042.25	0.00	2,042.25
71738	08/11/2016	33350	WATER WELL SUPPLY	19,549.45	0.00	19,549.45
71739	08/11/2016	17640	WAXIE ENTERPRISES INC	1,094.42	0.00	1,094.42
71740	08/11/2016	36166	WEGENER. KATHY	1,690.00	0.00	1,690.00
71741	08/11/2016	37745	WESTERN EXTERMINATOR CO	50.00	0.00	50.00
71742	08/11/2016	4183	WINZER CORPORATION	268.78	0.00	268.78
71743	08/11/2016	3837	WORTHINGTON FORD	1,341.10	0.00	1,341.10
71744	08/11/2016	2145	WYNN. LAKYN	78.00	0.00	78.00
71745	08/11/2016	4837	XEROX CORPORATION	3,087.98	0.00	3,087.98

CITY OF LAKEWOOD

SUMMARY CHECK REGISTER

CHECK #	CHECK DATE	VEND #	VENDOR NAME	GROSS	DISC.	CHECK AMOUNT
71746	08/11/2016	3699	ALMEIDA. PATRICIA	230.00	0.00	230.00
71747	08/11/2016	3699	AYSO REGION 106	250.00	0.00	250.00
71748	08/11/2016	3699	CEBALLOS. BRENDA	33.00	0.00	33.00
71749	08/11/2016	3699	ENCLADE. TONI	250.00	0.00	250.00
71750	08/11/2016	3699	ETAAT. SHARI	4.96	0.00	4.96
71751	08/11/2016	3699	FIGUEREDO. KAREN	114.00	0.00	114.00
71752	08/11/2016	3699	FITZGERALD. SHEILA	230.00	0.00	230.00
71753	08/11/2016	3699	FOURNIER. REBEKA	250.00	0.00	250.00
71754	08/11/2016	3699	GARCIA. MARIA	42.00	0.00	42.00
71755	08/11/2016	3699	GARLAND KEMP. YASHINE	147.00	0.00	147.00
71756	08/11/2016	3699	GROVES. JILL	230.00	0.00	230.00
71757	08/11/2016	3699	GURROLA. ROSALYNN	2.00	0.00	2.00
71758	08/11/2016	3699	HERNANDEZ. GLORIA	250.00	0.00	250.00
71759	08/11/2016	3699	HODGSON. FRANCES	230.00	0.00	230.00
71760	08/11/2016	3699	INSCO PAINTING CO	2,850.00	0.00	2,850.00
71761	08/11/2016	3699	JARVIS. CINDY	250.00	0.00	250.00
71762	08/11/2016	3699	JOHNSON. APRIL	250.00	0.00	250.00
71763	08/11/2016	3699	KIM. JENNIE	250.00	0.00	250.00
71764	08/11/2016	3699	LEE. BODHPANNHIA	250.00	0.00	250.00
71765	08/11/2016	3699	LOPEZ. MARGARITA	250.00	0.00	250.00
71766	08/11/2016	3699	MARTINEZ. OLGA	60.00	0.00	60.00
71767	08/11/2016	3699	METZ. LAREE	130.00	0.00	130.00
71768	08/11/2016	3699	MILLER. TARSHELLE	250.00	0.00	250.00
71769	08/11/2016	3699	NISHIMOTO. JANE	250.00	0.00	250.00
71770	08/11/2016	3699	ONTIVEROS. FRANK	130.00	0.00	130.00
71771	08/11/2016	3699	RAMIREZ. GEMA	240.00	0.00	240.00
71772	08/11/2016	3699	STANLEY PEST CONTROL	1,728.00	0.00	1,728.00
71773	08/11/2016	3699	THEBERGE. NANCY	250.00	0.00	250.00
71774	08/11/2016	3699	WHITE. SAMUEL	250.00	0.00	250.00
71775	08/11/2016	3699	ZABALA. TEOFILO JR	250.00	0.00	250.00
71776	08/11/2016	4902	PROTEL COMMUNICATIONS INC.	5,928.23	0.00	5,928.23
Totals:				<u>673,268.09</u>	<u>0.00</u>	<u>673,268.09</u>

**CITY OF LAKEWOOD
FUND SUMMARY 8/18/2016**

In accordance with section 2521 of the Lakewood Municipal Code there is presented herewith a summary of obligations to be paid by voucher 71777 through 71871. Each of the following demands has been audited by the Director of Administrative Services and approved by the City Manager.

1010	GENERAL FUND	153,997.51
1020	CABLE TV	679.99
1030	CDBG CURRENT YEAR	750.00
1050	COMMUNITY FACILITY	16,853.36
3070	PROPOSITION "C"	598.45
5030	FLEET MAINTENANCE	2,060.25
7500	WATER UTILITY FUND	189,381.70
8030	TRUST DEPOSIT	200.00
		<hr/>
		364,521.26

Council Approval

Date

City Manager

Attest

City Clerk

Director of Administrative Services

CITY OF LAKEWOOD

SUMMARY CHECK REGISTER

CHECK #	CHECK DATE	VEND #	VENDOR NAME	GROSS	DISC.	CHECK AMOUNT
71777	08/18/2016	7800	CERRITOS CITY	1,660.31	0.00	1,660.31
71778	08/18/2016	59433	GANAHL LUMBER COMPANY	172.07	0.00	172.07
71779	08/18/2016	33150	GRAINGER W W INC	71.89	0.00	71.89
71780	08/18/2016	42031	HOME DEPOT	4,736.21	0.00	4,736.21
71781	08/18/2016	46696	MEYER & ASSOCIATES	3,791.25	0.00	3,791.25
71782	08/18/2016	65659	PHASE II SYSTEMS INC	4,057.97	0.00	4,057.97
71783	08/18/2016	59218	SIERRA INSTALLATIONS INC	5,014.00	0.00	5,014.00
71784	08/18/2016	7400	WATER REPLENISHMENT DISTRICT OF	176,470.31	0.00	176,470.31
71785	08/18/2016	3699	A PLUS HEATING	142.24	0.00	142.24
71786	08/18/2016	1863	ABRAMS. JOHN	550.00	0.00	550.00
71787	08/18/2016	1700	ALLIED REFRIGERATION INC	31.30	0.00	31.30
71788	08/18/2016	66012	BARTKUS. KRISTIN	149.50	0.00	149.50
71789	08/18/2016	272	BRYANT. GERRI IRIS	125.00	0.00	125.00
71790	08/18/2016	307	CALIF. STATE DISBURSEMENT UNIT	155.07	0.00	155.07
71791	08/18/2016	53983	CALIF STATE FRANCHISE TAX BOARD	200.00	0.00	200.00
71792	08/18/2016	53451	COMMUNITY FAMILY GUIDANCE CTR	750.00	0.00	750.00
71793	08/18/2016	4243	COMPLETE FIRE SERVICE INC	3,421.32	0.00	3,421.32
71794	08/18/2016	4263	CORCORAN. JAMES	95.58	0.00	95.58
71795	08/18/2016	43597	DIVE/CORR INC	100.00	0.00	100.00
71796	08/18/2016	49562	FITZPATRICK JOHN KELLY	1,800.00	0.00	1,800.00
71797	08/18/2016	65779	GOLDEN STATE WATER COMPANY	17,101.33	0.00	17,101.33
71798	08/18/2016	59486	HERMAN. LINDA	225.00	0.00	225.00
71799	08/18/2016	42031	HOME DEPOT	159.79	0.00	159.79
71800	08/18/2016	39778	KARZEN. MICAH	595.00	0.00	595.00
71801	08/18/2016	2956	KICK IT UP KIDZ. LLC	302.25	0.00	302.25
71802	08/18/2016	4250	CEDAR FAIR	2,816.00	0.00	2,816.00
71803	08/18/2016	55469	LAKEWOOD CITY EMPLOYEE ASSOCIATION	2,160.00	0.00	2,160.00
71804	08/18/2016	18550	LAKEWOOD. CITY OF	100.00	0.00	100.00
71805	08/18/2016	20300	LONG BEACH CITY GAS & WATER DEPT	139.58	0.00	139.58
71806	08/18/2016	62080	MARKLEY. ELIZABETH	182.00	0.00	182.00
71807	08/18/2016	46658	MARTUCCI. CHUCK	195.00	0.00	195.00
71808	08/18/2016	4798	MURTISHAW. JESSICA	156.00	0.00	156.00
71809	08/18/2016	61672	MUSCULAR DYSTROPHY ASSOC INC	20.00	0.00	20.00
71810	08/18/2016	47554	OFFICE DEPOT BUSINESS SVCS	59.94	0.00	59.94
71811	08/18/2016	46179	PAN. WILLIAM	134.79	0.00	134.79
71812	08/18/2016	51171	PERS LONG TERM CARE PROGRAM	301.10	0.00	301.10
71813	08/18/2016	42543	PLANTZ. KAREN	105.00	0.00	105.00
71814	08/18/2016	4753	RAMIREZ. EDUARDO	250.00	0.00	250.00
71815	08/18/2016	4459	READWRITE EDUCATIONAL SOLUTIONS INC	94.25	0.00	94.25
71816	08/18/2016	3153	SECTRAN SECURITY INC	126.60	0.00	126.60
71817	08/18/2016	39268	SHARRARD. RICHARD	143.20	0.00	143.20
71818	08/18/2016	29400	SOUTHERN CALIFORNIA EDISON CO	74,609.65	0.00	74,609.65
71819	08/18/2016	29500	SOUTHERN CALIFORNIA GAS CO	379.70	0.00	379.70
71820	08/18/2016	37930	STANDARD INSURANCE CO UNIT 22	2,326.20	0.00	2,326.20

CITY OF LAKEWOOD

SUMMARY CHECK REGISTER

CHECK #	CHECK DATE	VEND #	VENDOR NAME	GROSS	DISC.	CHECK AMOUNT
71821	08/18/2016	2559	STANLEY CONVERGENT SECURITY	23,772.06	0.00	23,772.06
71822	08/18/2016	60792	STEPHENS. ERIC	93.60	0.00	93.60
71823	08/18/2016	57912	SURI. KAREN	276.25	0.00	276.25
71824	08/18/2016	528	TIME WARNER CABLE	5,562.11	0.00	5,562.11
71825	08/18/2016	65224	TUMBLE-N-KIDS. INC	1,599.00	0.00	1,599.00
71826	08/18/2016	53760	UNITED WAY- GREATER LOS ANGELES	22.00	0.00	22.00
71827	08/18/2016	33200	WALTERS WHOLESALE ELECTRIC CO	949.24	0.00	949.24
71828	08/18/2016	50058	WHITE HOUSE FLORIST INC	648.00	0.00	648.00
71829	08/18/2016	3699	ACOSTA. CANDY	60.00	0.00	60.00
71830	08/18/2016	3699	ANDERSON. SARAH	250.00	0.00	250.00
71831	08/18/2016	3699	BELL. HEATHER	60.00	0.00	60.00
71832	08/18/2016	3699	BURKS. TRAVIS	250.00	0.00	250.00
71833	08/18/2016	3699	COLON. ADRIANNA	60.00	0.00	60.00
71834	08/18/2016	3699	DAVIS. VERONICA	250.00	0.00	250.00
71835	08/18/2016	3699	EGBERT. KAITLIN	250.00	0.00	250.00
71836	08/18/2016	3699	ESTRADA. CLAUDIA	75.00	0.00	75.00
71837	08/18/2016	3699	GREGORIO. VIVIAN	250.00	0.00	250.00
71838	08/18/2016	3699	GUEVARA. EMMELYN	250.00	0.00	250.00
71839	08/18/2016	3699	GUIDRY. SHARON	333.13	0.00	333.13
71840	08/18/2016	3699	GUIITERREZ. STTAY	79.00	0.00	79.00
71841	08/18/2016	3699	HILL. LINDSEY	60.00	0.00	60.00
71842	08/18/2016	3699	HURTADO. VALERIE	250.00	0.00	250.00
71843	08/18/2016	3699	IKO. HIROTO	60.00	0.00	60.00
71844	08/18/2016	3699	JONES. ANITA	250.00	0.00	250.00
71845	08/18/2016	3699	KIAMZON. EMRIDS	250.00	0.00	250.00
71846	08/18/2016	3699	MEJIA. JOSE	250.00	0.00	250.00
71847	08/18/2016	3699	NGO. CHI	60.00	0.00	60.00
71848	08/18/2016	3699	NGUYEN. ASHLEY	450.00	0.00	450.00
71849	08/18/2016	3699	PEREZ. MELISSA	250.00	0.00	250.00
71850	08/18/2016	3699	RAYMOND. MINA	250.00	0.00	250.00
71851	08/18/2016	3699	REID. JENNIFER	40.00	0.00	40.00
71852	08/18/2016	3699	REYES. MIGUEL ANGEL	250.00	0.00	250.00
71853	08/18/2016	3699	RIVAS. JANN	79.00	0.00	79.00
71854	08/18/2016	3699	ROBILLARD. RICHARD	250.00	0.00	250.00
71855	08/18/2016	3699	ROMERO. SARAH	32.00	0.00	32.00
71856	08/18/2016	3699	SALAZAR. YURRIKA	230.00	0.00	230.00
71857	08/18/2016	3699	STEPHENSON. MIKE	250.00	0.00	250.00
71858	08/18/2016	3699	TAFEL. CRISTINA	250.00	0.00	250.00
71859	08/18/2016	3699	TAYLOR. LEONARD	100.00	0.00	100.00
71860	08/18/2016	3699	TAYLOR. RICK	14.00	0.00	14.00
71861	08/18/2016	3699	VELASCO. DENISE	117.00	0.00	117.00
71862	08/18/2016	3699	VILLANUEVA. OLIVER	60.00	0.00	60.00
71863	08/18/2016	3699	WYANT. TERESA	250.00	0.00	250.00
71864	08/18/2016	3699	ZEIGLER-BRUZZONE. HELKI	60.00	0.00	60.00

**CITY OF LAKEWOOD
SUMMARY CHECK REGISTER**

CHECK #	CHECK DATE	VEND #	VENDOR NAME	GROSS	DISC.	CHECK AMOUNT
71865	08/18/2016	2372	TGIS CATERING SVCS INC	11,190.73	0.00	11,190.73
71866	08/18/2016	47854	TRUESDAIL LABORATORIES INC	157.50	0.00	157.50
71867	08/18/2016	66457	BRENNTAG PACIFIC INC	910.04	0.00	910.04
71868	08/18/2016	4443	O'REILLY AUTOMOTIVE STORES INC	1,360.65	24.97	1,335.68
71869	08/18/2016	47854	TRUESDAIL LABORATORIES INC	170.00	0.00	170.00
71870	08/18/2016	48210	AIRFLITE INC	4,084.08	0.00	4,084.08
71871	08/18/2016	66457	BRENNTAG PACIFIC INC	1,295.44	0.00	1,295.44
Totals:				<u>364,546.23</u>	<u>24.97</u>	<u>364,521.26</u>

CITY OF LAKEWOOD
FUND SUMMARY 8/25/2016

In accordance with section 2521 of the Lakewood Municipal Code there is presented herewith a summary of obligations to be paid by voucher 71872 through 72031. Each of the following demands has been audited by the Director of Administrative Services and approved by the City Manager.

1010	GENERAL FUND	448,159.98
1020	CABLE TV	993.60
1030	CDBG CURRENT YEAR	27.87
1050	COMMUNITY FACILITY	1,376.20
3070	PROPOSITION "C"	881.27
5010	GRAPHICS AND COPY CENTER	4,478.52
5020	CENTRAL STORES	4,035.44
5030	FLEET MAINTENANCE	10,233.15
6020	GEOGRAPHIC INFORMATION SYSTEM	177.75
7500	WATER UTILITY FUND	412,113.36
8020	LOCAL REHAB LOAN	1,370.60
8030	TRUST DEPOSIT	833.21
		<hr/>
		884,680.95

Council Approval

Date

City Manager

Attest

City Clerk

Director of Administrative Services

CITY OF LAKEWOOD

SUMMARY CHECK REGISTER

CHECK #	CHECK DATE	VEND #	VENDOR NAME	GROSS	DISC.	CHECK AMOUNT
71872	08/25/2016	52244	BELLFLOWER. CITY OF	292.79	0.00	292.79
71873	08/25/2016	18400	LAKEWOOD. CITY WATER DEPT	4,772.28	0.00	4,772.28
71874	08/25/2016	59144	LONG BEACH CITY	1,252.45	0.00	1,252.45
71875	08/25/2016	45069	LOS ANGELES CO/DEPT PW BLDG SVCS	160,724.85	0.00	160,724.85
71876	08/25/2016	2174	PETTY CASH/LOVENEL REVELDEZ OR	430.92	0.00	430.92
71877	08/25/2016	56957	SALCO GROWERS INC	71.94	0.00	71.94
71878	08/25/2016	29400	SOUTHERN CALIFORNIA EDISON CO	255.94	0.00	255.94
71879	08/25/2016	35146	WILLDAN ASSOCIATES	16,080.75	0.00	16,080.75
71880	08/25/2016	3699	BELL. SHANNON & JOSEPH	110.52	0.00	110.52
71881	08/25/2016	4842	A T & T CORP	202.09	0.00	202.09
71882	08/25/2016	4855	ALLEGIS GROUP HOLDINGS. INC.	2,059.00	0.00	2,059.00
71883	08/25/2016	2701	AIRE RITE A/C & REFRIGERATION INC	368.00	0.00	368.00
71884	08/25/2016	4208	AIRGAS INC	65.08	0.00	65.08
71885	08/25/2016	50163	AMERICAN PUBLIC WORKS ASSN	460.00	0.00	460.00
71886	08/25/2016	58000	AMERICAN TRUCK & TOOL RENTAL INC	484.41	0.00	484.41
71887	08/25/2016	1757	ANIMAL PEST MANAGEMENT SERVICES. INC	2,500.00	0.00	2,500.00
71888	08/25/2016	4291	AUSTIN GARY ADVERTISING	689.98	0.00	689.98
71889	08/25/2016	4126	AUTOZONE PARTS INC	193.87	0.00	193.87
71890	08/25/2016	443	B&M LAWN AND GARDEN INC	19,245.84	0.00	19,245.84
71891	08/25/2016	43808	BELLFLOWER AUTO TRIM	303.00	0.00	303.00
71892	08/25/2016	52244	BELLFLOWER. CITY OF	500.00	0.00	500.00
71893	08/25/2016	48108	BERG. APRIL	1,620.00	0.00	1,620.00
71894	08/25/2016	2808	BITHELL. INC.	5,022.00	0.00	5,022.00
71895	08/25/2016	1935	BREA. CITY OF	35,617.35	0.00	35,617.35
71896	08/25/2016	7500	CENTRAL BASIN MUNICIPAL WATER	2,070.00	0.00	2,070.00
71897	08/25/2016	51331	CERRITOS POOL SUPPLY	210.17	0.00	210.17
71898	08/25/2016	59274	CERTIFIED PLANT GROWERS INC	849.11	0.00	849.11
71899	08/25/2016	8020	CHAMBERS. HOWARD L	400.00	0.00	400.00
71900	08/25/2016	45894	CINTAS CORPORATION	216.32	0.00	216.32
71901	08/25/2016	57070	CITY LIGHT & POWER LKWD INC	975.00	0.00	975.00
71902	08/25/2016	3778	COMMERCIAL AQUATIC SERVICES INC	20,439.90	0.00	20,439.90
71903	08/25/2016	4776	CORELOGIC. INC.	55.75	0.00	55.75
71904	08/25/2016	4380	CAPITAL ONE NATIONAL ASSOCIATION	759.18	0.00	759.18
71905	08/25/2016	62407	CRN AM CAR WASH INC.	132.00	0.00	132.00
71906	08/25/2016	2548	DAY. KATHY	171.60	0.00	171.60
71907	08/25/2016	4660	ZW USA INC.	421.20	0.00	421.20
71908	08/25/2016	61035	DURAN. NICOLE	167.93	0.00	167.93
71909	08/25/2016	58618	DURHAM SCHOOL SERVICES	4,944.47	0.00	4,944.47
71910	08/25/2016	4435	ELLIOTT AUTO SUPPLY COMPANY INC	199.19	0.00	199.19
71911	08/25/2016	52316	FEDERAL EXPRESS CORP	55.35	0.00	55.35
71912	08/25/2016	3946	FERGUSON ENTERPRISES INC	817.50	0.00	817.50
71913	08/25/2016	4884	FRONTIER CALIFORNIA INC.	79.99	0.00	79.99
71914	08/25/2016	61688	FULL COMPASS SYSTEMS LTD	804.00	0.00	804.00
71915	08/25/2016	3188	GALLS LLC/OUARTERMASTER LLC	275.23	0.00	275.23

CITY OF LAKEWOOD

SUMMARY CHECK REGISTER

CHECK #	CHECK DATE	VEND #	VENDOR NAME	GROSS	DISC.	CHECK AMOUNT
71916	08/25/2016	64215	GOLD COAST AWARDS INC	852.49	0.00	852.49
71917	08/25/2016	3840	GOVERNMENTJOBS.COM INC	4,200.00	0.00	4,200.00
71918	08/25/2016	33150	GRAINGER W W INC	18.76	0.00	18.76
71919	08/25/2016	4483	GREENFIX AMERICA. LLC	465.00	0.00	465.00
71920	08/25/2016	62491	HANDS ON MAILING &	522.72	0.00	522.72
71921	08/25/2016	65575	HAP'S AUTO PARTS	757.54	0.00	757.54
71922	08/25/2016	35477	HARA M LAWNMOWER CENTER	233.12	0.00	233.12
71923	08/25/2016	4928	HARBOR TRUCK BODIES. INC.	243.00	0.00	243.00
71924	08/25/2016	49031	HDL COREN & CONE	745.00	0.00	745.00
71925	08/25/2016	49520	HINDERLITER DE LLAMAS & ASSOC	3,640.52	0.00	3,640.52
71926	08/25/2016	42031	HOME DEPOT	2,470.70	0.00	2,470.70
71927	08/25/2016	41897	HOSE-MAN THE	187.50	0.00	187.50
71928	08/25/2016	53484	ENVIRONMENTAL EQUIPMENT SUPPLY INC	85.88	0.00	85.88
71929	08/25/2016	4149	INFOSEND INC	6,708.00	0.00	6,708.00
71930	08/25/2016	4916	JACOBS. SAUL H	250.00	0.00	250.00
71931	08/25/2016	4622	JHM SUPPLY INC	959.57	0.00	959.57
71932	08/25/2016	2956	KICK IT UP KIDZ. LLC	279.50	0.00	279.50
71933	08/25/2016	4696	NORTH AMERICAN YOUTH ACTIVITIES LLC	1,335.10	0.00	1,335.10
71934	08/25/2016	18550	LAKESWOOD. CITY OF	283.21	0.00	283.21
71935	08/25/2016	52357	LESLIE'S POOLMART INC	745.49	0.00	745.49
71936	08/25/2016	44733	LIEBERT CASSIDY WHITMORE	881.00	0.00	881.00
71937	08/25/2016	2409	LIFTECH ELEVATOR SERVICES INC	507.00	0.00	507.00
71938	08/25/2016	3564	LONG BEACH. CITY OF	549.93	0.00	549.93
71939	08/25/2016	4858	LYNN'S AUTO AIR INC	263.59	0.00	263.59
71940	08/25/2016	4929	MAUREEN KANE & ASSOCIATES INC	1,550.00	0.00	1,550.00
71941	08/25/2016	4782	NICHOLLS. MICHELLE MULET	531.25	0.00	531.25
71942	08/25/2016	2546	NIFTY AFTER FIFTY	19.20	0.00	19.20
71943	08/25/2016	47554	OFFICE DEPOT BUSINESS SVCS	1,762.08	0.00	1,762.08
71944	08/25/2016	4497	PACIFIC COACHWAYS CHARTER SERVICES	895.00	0.00	895.00
71945	08/25/2016	63708	DY-JO CORPORATION	740.00	0.00	740.00
71946	08/25/2016	66116	PETERSEN. LOUISE	62.40	0.00	62.40
71947	08/25/2016	2174	PETTY CASH/LOVENEL REVELDEZ OR	1,207.25	0.00	1,207.25
71948	08/25/2016	4321	POWERTECH ENGINES INC	34.38	0.00	34.38
71949	08/25/2016	1199	PREFERRED AERIAL & CRANE TECHNOLOGY	500.00	0.00	500.00
71950	08/25/2016	4926	RAM AIR ENGINEERING. INC.	1,545.28	0.00	1,545.28
71951	08/25/2016	63364	REEVES NORM HONDA	127.97	0.00	127.97
71952	08/25/2016	45437	S & J SUPPLY CO	526.97	0.00	526.97
71953	08/25/2016	59527	S C W M F	165.00	0.00	165.00
71954	08/25/2016	4309	SAFESHRED	25.00	0.00	25.00
71955	08/25/2016	66280	BARRY SANDLER ENTERPRISES	176.26	0.00	176.26
71956	08/25/2016	3086	SCHICORA. MICHAEL	114.02	0.00	114.02
71957	08/25/2016	240	SGS TESTCOM	2.17	0.00	2.17
71958	08/25/2016	4637	JCHC ENTERPRISES INC	4,991.11	0.00	4,991.11
71959	08/25/2016	52279	SMART & FINAL INC	1,739.10	0.00	1,739.10

CITY OF LAKEWOOD

SUMMARY CHECK REGISTER

CHECK #	CHECK DATE	VEND #	VENDOR NAME	GROSS	DISC.	CHECK AMOUNT
71960	08/25/2016	26900	SO CALIF SECURITY CENTERS INC	205.76	0.00	205.76
71961	08/25/2016	36658	SOUTH COAST A.O.M.D.	1,063.33	0.00	1,063.33
71962	08/25/2016	29400	SOUTHERN CALIFORNIA EDISON CO	59,092.98	0.00	59,092.98
71963	08/25/2016	29500	SOUTHERN CALIFORNIA GAS CO	2,980.96	0.00	2,980.96
71964	08/25/2016	4368	SPECIALTY TIRES LLC	201.65	0.00	201.65
71965	08/25/2016	50299	SPENCER. GORDON	400.00	0.00	400.00
71966	08/25/2016	49529	SPICERS PAPER INC	1,006.73	9.23	997.50
71967	08/25/2016	66215	SUPERIOR COURT OF CALIFORNIA	11,824.50	0.00	11,824.50
71968	08/25/2016	66215	SUPERIOR COURT OF CALIFORNIA	9,511.00	0.00	9,511.00
71969	08/25/2016	38679	WESTERN EXTERMINATOR COMPANY	1,141.58	0.00	1,141.58
71970	08/25/2016	1676	U S TELEPACIFIC CORP	408.53	0.00	408.53
71971	08/25/2016	4364	THE RINKS-LAKEWOOD ICE	175.50	0.00	175.50
71972	08/25/2016	65737	U S BANK NATIONAL ASSOCIATION	3,006.89	0.00	3,006.89
71973	08/25/2016	60685	TURF STAR	1,512.99	0.00	1,512.99
71974	08/25/2016	66245	TYLER TECHNOLOGIES MUNIS DIVISION	2,700.00	0.00	2,700.00
71975	08/25/2016	1568	ULINE	229.79	0.00	229.79
71976	08/25/2016	4840	VERITIV OPERATING COMPANY	423.66	0.00	423.66
71977	08/25/2016	3134	VIRTUAL GRAFFITI INC	109.00	0.00	109.00
71978	08/25/2016	7400	WATER REPLENISHMENT DISTRICT OF	372,212.92	0.00	372,212.92
71979	08/25/2016	17640	WAXIE ENTERPRISES INC	2,069.06	0.00	2,069.06
71980	08/25/2016	40925	WEST COAST ARBORISTS INC	67,945.30	0.00	67,945.30
71981	08/25/2016	37745	WESTERN EXTERMINATOR CO	46.50	0.00	46.50
71982	08/25/2016	37745	WESTERN EXTERMINATOR CO	181.50	0.00	181.50
71983	08/25/2016	3837	WORTHINGTON FORD	180.12	0.00	180.12
71984	08/25/2016	3699	ANDERSON. MICHELE	15.00	0.00	15.00
71985	08/25/2016	3699	APELDOORN. SUSAN	110.60	0.00	110.60
71986	08/25/2016	3699	BENNETT. MICHELLE	250.00	0.00	250.00
71987	08/25/2016	3699	BUSHONG. BARBARA	15.00	0.00	15.00
71988	08/25/2016	3699	CACACHO. ASUNCION	250.00	0.00	250.00
71989	08/25/2016	3699	CASTRO. JENNIFER	48.00	0.00	48.00
71990	08/25/2016	3699	CHUN. JENNIFER	250.00	0.00	250.00
71991	08/25/2016	3699	DALTON. LINDA	25.00	0.00	25.00
71992	08/25/2016	3699	DELAMERCED. ALFREDO	250.00	0.00	250.00
71993	08/25/2016	3699	DEVOUX. FEFILOI	29.00	0.00	29.00
71994	08/25/2016	3699	ERLANDSON. PATRICIA	29.00	0.00	29.00
71995	08/25/2016	3699	FIELDING. MADELYN	29.00	0.00	29.00
71996	08/25/2016	3699	GALLAGHER. LAURA	60.00	0.00	60.00
71997	08/25/2016	3699	GATES. AMANDA	250.00	0.00	250.00
71998	08/25/2016	3699	GORDON TERMITE CONTROL INC	1,260.00	0.00	1,260.00
71999	08/25/2016	3699	GRINDE. JAMES	250.00	0.00	250.00
72000	08/25/2016	3699	GUMPAL. JAY-ARR	250.00	0.00	250.00
72001	08/25/2016	3699	HAGEY. CAROL	29.00	0.00	29.00
72002	08/25/2016	3699	HANEY. TIANI	250.00	0.00	250.00
72003	08/25/2016	3699	HERNANDEZ. ROBERTA	62.00	0.00	62.00

CITY OF LAKEWOOD

SUMMARY CHECK REGISTER

CHECK #	CHECK DATE	VEND #	VENDOR NAME	GROSS	DISC.	CHECK AMOUNT
72004	08/25/2016	3699	HOUSEN. SEAN	250.00	0.00	250.00
72005	08/25/2016	3699	ICASIANO. JASMINE	250.00	0.00	250.00
72006	08/25/2016	3699	KIM. YONG	100.00	0.00	100.00
72007	08/25/2016	3699	LARSON. TERI	29.00	0.00	29.00
72008	08/25/2016	3699	LINARES. VANESA	80.00	0.00	80.00
72009	08/25/2016	3699	MARONEY. ROBERTA	250.00	0.00	250.00
72010	08/25/2016	3699	MARSHALL. STEPHANIE	250.00	0.00	250.00
72011	08/25/2016	3699	MARTINEZ. VANESSA	50.00	0.00	50.00
72012	08/25/2016	3699	MAYO. MARVIN	170.00	0.00	170.00
72013	08/25/2016	3699	MC CARTY. AIMEE	80.00	0.00	80.00
72014	08/25/2016	3699	MEJALA. ANALAINE	250.00	0.00	250.00
72015	08/25/2016	3699	NEER. LYNETTE	45.00	0.00	45.00
72016	08/25/2016	3699	OH. STEVE	170.00	0.00	170.00
72017	08/25/2016	3699	ORDAZ. EVELYN	20.00	0.00	20.00
72018	08/25/2016	3699	OROZCO. JOSE	250.00	0.00	250.00
72019	08/25/2016	3699	PASSMORE. JAMIE	33.00	0.00	33.00
72020	08/25/2016	3699	PEREZ. ALMA	250.00	0.00	250.00
72021	08/25/2016	3699	RICKS. ANTIONETTE	250.00	0.00	250.00
72022	08/25/2016	3699	SALAZAR. VANESSA	240.00	0.00	240.00
72023	08/25/2016	3699	SALUDO. AUREA	5.00	0.00	5.00
72024	08/25/2016	3699	SHELL. MARSHA	45.00	0.00	45.00
72025	08/25/2016	3699	SPAULDING. ALEXANDREA	250.00	0.00	250.00
72026	08/25/2016	3699	SURINCK. NINA	131.33	0.00	131.33
72027	08/25/2016	3699	UBAU. MARISELA	21.00	0.00	21.00
72028	08/25/2016	2279	AMERICAN PACIFIC PRINTERS COLLEGES	404.40	0.00	404.40
72029	08/25/2016	2372	TGIS CATERING SVCS INC	1,317.50	0.00	1,317.50
72030	08/25/2016	4443	O'REILLY AUTOMOTIVE STORES INC	786.99	14.47	772.52
72031	08/25/2016	60195	CR TRANSFER INC	5,118.57	0.00	5,118.57
Totals:				<u>884,704.65</u>	<u>23.70</u>	<u>884,680.95</u>

CITY OF LAKEWOOD
FUND SUMMARY 8/31/2016

In accordance with section 2521 of the Lakewood Municipal Code there is presented herewith a summary of obligations to be paid by voucher 72032 through 72049. Each of the following demands has been audited by the Director of Administrative Services and approved by the City Manager.

1010	GENERAL FUND	810,761.95
1020	CABLE TV	114.89
1050	COMMUNITY FACILITY	1,541.57
1336	STATE COPS GRANT	15,291.83
3060	PROPOSITION "A"	39.23
5010	GRAPHICS AND COPY CENTER	-41.39
5020	CENTRAL STORES	97.32
5030	FLEET MAINTENANCE	58.25
6020	GEOGRAPHIC INFORMATION SYSTEM	699.34
7500	WATER UTILITY FUND	14,501.41
		<hr/>
		843,064.40

Council Approval

Date

City Manager

Attest

City Clerk

Director of Administrative Services

CITY OF LAKEWOOD

SUMMARY CHECK REGISTER

CHECK #	CHECK DATE	VEND #	VENDOR NAME	GROSS	DISC.	CHECK AMOUNT
72032	08/31/2016	4768	ALL SOURCE EQUIPMENT	981.00	0.00	981.00
72033	08/31/2016	7600	CENTRAL BASIN WATER ASSN	2,658.45	0.00	2,658.45
72034	08/31/2016	51331	CERRITOS POOL SUPPLY	107.26	0.00	107.26
72035	08/31/2016	45894	CINTAS CORPORATION	62.56	0.00	62.56
72036	08/31/2016	4393	DIVISION OF THE STATE ARCHITECT	743.10	0.00	743.10
72037	08/31/2016	4092	FINELINE ELECTRIC & CABLING INC	1,480.00	0.00	1,480.00
72038	08/31/2016	52540	GONSALVES JOE A & SON	45.00	0.00	45.00
72039	08/31/2016	42031	HOME DEPOT	62.73	0.00	62.73
72040	08/31/2016	18400	LAKEWOOD. CITY WATER DEPT	138.76	0.00	138.76
72041	08/31/2016	21600	LOS ANGELES CO SHERIFFS DEPT	776,477.41	0.00	776,477.41
72042	08/31/2016	36844	LA COUNTY DEPT OF PUBLIC WORKS	32,585.51	0.00	32,585.51
72043	08/31/2016	46696	MEYER & ASSOCIATES	325.00	0.00	325.00
72044	08/31/2016	4731	NATIONAL METER & AUTOMATION. INC.	8,800.00	0.00	8,800.00
72045	08/31/2016	4026	SPASEFF TED C	325.00	0.00	325.00
72046	08/31/2016	1437	U S BANK NATIONAL ASSOCIATION	15,303.01	0.00	15,303.01
72047	08/31/2016	49848	USA BLUE BOOK A DIVISION OF	132.36	0.00	132.36
72048	08/31/2016	50058	WHITE HOUSE FLORIST INC	599.50	0.00	599.50
72049	08/31/2016	35146	WILLDAN ASSOCIATES	2,237.75	0.00	2,237.75
Totals:				<u>843,064.40</u>	<u>0.00</u>	<u>843,064.40</u>

**CITY OF LAKEWOOD
FUND SUMMARY 9/1/2016**

In accordance with section 2521 of the Lakewood Municipal Code there is presented herewith a summary of obligations to be paid by voucher 72050 through 72187. Each of the following demands has been audited by the Director of Administrative Services and approved by the City Manager.

1010	GENERAL FUND	189,887.14
1020	CABLE TV	392.46
1030	CDBG CURRENT YEAR	5,068.07
1050	COMMUNITY FACILITY	6,280.35
3001	CAPITAL IMPROV PROJECT FUND	75.43
3070	PROPOSITION "C"	1,445.74
5010	GRAPHICS AND COPY CENTER	783.14
5020	CENTRAL STORES	8,328.41
5030	FLEET MAINTENANCE	13,031.18
7500	WATER UTILITY FUND	14,054.98
		<hr/>
		239,346.90

Council Approval

Date

City Manager

Attest

City Clerk

Director of Administrative Services

CITY OF LAKEWOOD

SUMMARY CHECK REGISTER

CHECK #	CHECK DATE	VEND #	VENDOR NAME	GROSS	DISC.	CHECK AMOUNT
72050	09/01/2016	4113	SHAKER NERMINE	1,750.00	0.00	1,750.00
72051	09/01/2016	61142	ADAMS-HILLERY SHARRON	2,936.67	0.00	2,936.67
72052	09/01/2016	2701	AIRE RITE A/C & REFRIGERATION INC	1,672.66	0.00	1,672.66
72053	09/01/2016	4768	ALL SOURCE EOUIPMENT	3,906.19	0.00	3,906.19
72054	09/01/2016	65668	ANICETO. SANDRA	965.25	0.00	965.25
72055	09/01/2016	4693	APEX DRUM COMPANY. INC.	692.15	0.00	692.15
72056	09/01/2016	4126	AUTOZONE PARTS INC	45.62	0.00	45.62
72057	09/01/2016	443	B&M LAWN AND GARDEN INC	9,278.83	0.00	9,278.83
72058	09/01/2016	49803	BANG DAVID ASSOCIATES INC	5,841.29	0.00	5,841.29
72059	09/01/2016	48108	BERG. APRIL	468.00	0.00	468.00
72060	09/01/2016	4432	BOTROS. DIANA	1,524.25	0.00	1,524.25
72061	09/01/2016	62737	BOYES. GOBIND	76.05	0.00	76.05
72062	09/01/2016	48469	BURWELL MICHAEL RAY	1,540.00	0.00	1,540.00
72063	09/01/2016	53002	CALIF UTILITIES EMERGENCY ASSOC	500.00	0.00	500.00
72064	09/01/2016	307	CALIF. STATE DISBURSEMENT UNIT	155.07	0.00	155.07
72065	09/01/2016	53983	CALIF STATE FRANCHISE TAX BOARD	200.00	0.00	200.00
72066	09/01/2016	4891	CAMP FIRE LONG BEACH	180.00	0.00	180.00
72067	09/01/2016	998	CHELLO'S RESTAURANT SUPPLY. INC.	506.40	0.00	506.40
72068	09/01/2016	45894	CINTAS CORPORATION	73.32	0.00	73.32
72069	09/01/2016	57070	CITY LIGHT & POWER LKWD INC	390.00	0.00	390.00
72070	09/01/2016	3778	COMMERCIAL AOUATIC SERVICES INC	621.40	0.00	621.40
72071	09/01/2016	2621	CONNEY SAFETY PRODUCTS LLC	110.90	0.00	110.90
72072	09/01/2016	4380	CAPITAL ONE NATIONAL ASSOCIATION	23.81	0.00	23.81
72073	09/01/2016	4348	D&J INTERNATIONAL INC	2,670.50	0.00	2,670.50
72074	09/01/2016	4442	DANIEL'S TIRE SERVICE INC	1,390.62	0.00	1,390.62
72075	09/01/2016	4641	DAO. THAO	520.00	0.00	520.00
72076	09/01/2016	4498	DELTA DENTAL INSURANCE COMPANY	1,361.85	0.00	1,361.85
72077	09/01/2016	56889	DELTA DENTAL OF CALIFORNIA	7,079.64	0.00	7,079.64
72078	09/01/2016	4680	DIAZ. ISABELLE	150.00	0.00	150.00
72079	09/01/2016	39267	DOG DEALERS INC	53.95	0.00	53.95
72080	09/01/2016	58618	DURHAM SCHOOL SERVICES	1,380.58	0.00	1,380.58
72081	09/01/2016	4435	ELLIOTT AUTO SUPPLY COMPANY INC	49.55	0.00	49.55
72082	09/01/2016	65038	FED EX OFFICE & PRINT SVCS INC	75.43	0.00	75.43
72083	09/01/2016	52316	FEDERAL EXPRESS CORP	43.62	0.00	43.62
72084	09/01/2016	63519	FLUE STEAM INC	24.00	0.00	24.00
72085	09/01/2016	4289	FRAZIER. ROBERT C	137.80	0.00	137.80
72086	09/01/2016	59433	GANAHL LUMBER COMPANY	309.13	0.00	309.13
72087	09/01/2016	52540	GONSALVES JOE A & SON	4,526.00	0.00	4,526.00
72088	09/01/2016	4886	GROH. MARK LEE	136.00	0.00	136.00
72089	09/01/2016	65575	HAP'S AUTO PARTS	128.42	0.00	128.42
72090	09/01/2016	35477	HARA M LAWNMOWER CENTER	604.90	0.00	604.90
72091	09/01/2016	4910	HARDY. CHARLES G INC	170.36	0.00	170.36
72092	09/01/2016	49554	HAWK. TRUDY (FAHTIEM)	87.75	0.00	87.75
72093	09/01/2016	42031	HOME DEPOT	1,726.91	0.00	1,726.91

CITY OF LAKEWOOD

SUMMARY CHECK REGISTER

CHECK #	CHECK DATE	VEND #	VENDOR NAME	GROSS	DISC.	CHECK AMOUNT
72094	09/01/2016	36494	ICSC	135.00	0.00	135.00
72095	09/01/2016	4149	INFOSEND INC	150.00	0.00	150.00
72096	09/01/2016	4622	JHM SUPPLY INC	1,924.62	0.00	1,924.62
72097	09/01/2016	4180	JONES RICHARD D. A PROF LAW CORP	3,052.50	0.00	3,052.50
72098	09/01/2016	36167	KARTER. JANET	256.10	0.00	256.10
72099	09/01/2016	44339	KIDSGUIDE INC	650.00	0.00	650.00
72100	09/01/2016	53311	LAKEWOOD MEALS ON WHEELS	875.00	0.00	875.00
72101	09/01/2016	59671	WOODWARDS MICHAEL	879.10	0.00	879.10
72102	09/01/2016	18400	LAKEWOOD. CITY WATER DEPT	72,281.24	0.00	72,281.24
72103	09/01/2016	20300	LONG BEACH CITY GAS & WATER DEPT	131.56	0.00	131.56
72104	09/01/2016	3564	LONG BEACH. CITY OF	655.58	0.00	655.58
72105	09/01/2016	52487	LOS ANGELES CO. REGISTRAR RECORDER	56.00	0.00	56.00
72106	09/01/2016	58414	MANAGED HEALTH NETWORK	363.66	0.00	363.66
72107	09/01/2016	4887	MATHESON TRI-GAS. INC.	410.39	0.00	410.39
72108	09/01/2016	23130	MC MASTER-CARR SUPPLY CO	29.78	0.00	29.78
72109	09/01/2016	46696	MEYER & ASSOCIATES	6,763.75	0.00	6,763.75
72110	09/01/2016	52588	MILLER DON & SONS	305.45	5.60	299.85
72111	09/01/2016	4930	MISSION INN FOUNDATION & MUSEUM	420.00	0.00	420.00
72112	09/01/2016	4320	NEHRU. ARTI	150.00	0.00	150.00
72113	09/01/2016	4513	OCEAN BLUE ENVIRONMENTAL SERVICES	1,500.00	0.00	1,500.00
72114	09/01/2016	47554	OFFICE DEPOT BUSINESS SVCS	1,874.08	0.00	1,874.08
72115	09/01/2016	58186	PACIFIC TEK	313.80	0.00	313.80
72116	09/01/2016	50512	PATHWAYS VOLUNTEER HOSPICE	750.00	0.00	750.00
72117	09/01/2016	4720	PATRIOT ENVIRONMENTAL LABORATORY	13.00	0.00	13.00
72118	09/01/2016	51171	PERS LONG TERM CARE PROGRAM	301.10	0.00	301.10
72119	09/01/2016	1615	PFM ASSET MANAGEMENT LLC	3,070.53	0.00	3,070.53
72120	09/01/2016	4902	PROTEL COMMUNICATIONS INC.	11,354.00	0.00	11,354.00
72121	09/01/2016	39640	RAYVERN LIGHTING SUPPLY CO INC	67.34	0.00	67.34
72122	09/01/2016	887	RDO-VERMEER LLC	10.26	0.00	10.26
72123	09/01/2016	4459	READWRITE EDUCATIONAL SOLUTIONS INC	1,078.35	0.00	1,078.35
72124	09/01/2016	4333	REYES. MICHELLE	263.25	0.00	263.25
72125	09/01/2016	27730	ROSEMEAD OIL PRODUCTS	483.95	0.00	483.95
72126	09/01/2016	45437	S & J SUPPLY CO	841.92	0.00	841.92
72127	09/01/2016	42819	SEMENSE-MAYBERRY. JOSEFINA	150.00	0.00	150.00
72128	09/01/2016	39268	SHARRARD. RICHARD	180.80	0.00	180.80
72129	09/01/2016	59218	SIERRA INSTALLATIONS INC	10,028.00	0.00	10,028.00
72130	09/01/2016	52279	SMART & FINAL INC	940.50	0.00	940.50
72131	09/01/2016	26900	SO CALIF SECURITY CENTERS INC	416.24	0.00	416.24
72132	09/01/2016	4368	SPECIALTY TIRES LLC	107.23	0.00	107.23
72133	09/01/2016	50299	SPENCER. GORDON	150.00	0.00	150.00
72134	09/01/2016	49529	SPICERS PAPER INC	226.27	2.08	224.19
72135	09/01/2016	37930	STANDARD INSURANCE CO UNIT 22	2,019.70	0.00	2,019.70
72136	09/01/2016	37930	STANDARD INSURANCE CO UNIT 22	9,907.33	0.00	9,907.33
72137	09/01/2016	60359	CNS INDUSTRIES INC	556.85	0.00	556.85

CITY OF LAKEWOOD

SUMMARY CHECK REGISTER

CHECK #	CHECK DATE	VEND #	VENDOR NAME	GROSS	DISC.	CHECK AMOUNT
72138	09/01/2016	52610	SWANK MOTION PICTURES INC	578.00	0.00	578.00
72139	09/01/2016	38679	WESTERN EXTERMINATOR COMPANY	1,140.14	0.00	1,140.14
72140	09/01/2016	59212	TETRA TECH INC	2,049.72	0.00	2,049.72
72141	09/01/2016	4364	THE RINKS-LAKEWOOD ICE	117.00	0.00	117.00
72142	09/01/2016	60685	TURF STAR	459.49	0.00	459.49
72143	09/01/2016	1437	U S BANK NATIONAL ASSOCIATION	17,753.72	0.00	17,753.72
72144	09/01/2016	49848	USA BLUE BOOK A DIVISION OF	3,746.31	0.00	3,746.31
72145	09/01/2016	4907	VARSITY BRANDS HOLDING CO INC	666.29	0.00	666.29
72146	09/01/2016	57135	VISION SERVICE PLAN	4,435.84	0.00	4,435.84
72147	09/01/2016	33200	WALTERS WHOLESALE ELECTRIC CO	366.40	2.89	363.51
72148	09/01/2016	17640	WAXIE ENTERPRISES INC	1,851.57	0.00	1,851.57
72149	09/01/2016	35146	WILLDAN ASSOCIATES	1,985.00	0.00	1,985.00
72150	09/01/2016	3699	AGUILAR. PHILLIP	250.00	0.00	250.00
72151	09/01/2016	3699	AGUILAR. SANDRA	250.00	0.00	250.00
72152	09/01/2016	3699	BROWN. LADRINA	250.00	0.00	250.00
72153	09/01/2016	3699	CHALK. JULIUS RAY III	250.00	0.00	250.00
72154	09/01/2016	3699	CHURCH OF JESUS CHRIST LDS	240.00	0.00	240.00
72155	09/01/2016	3699	EVANS. TERESA	250.00	0.00	250.00
72156	09/01/2016	3699	GREEN. JENAE	250.00	0.00	250.00
72157	09/01/2016	3699	GRIEGER. BRENT	60.00	0.00	60.00
72158	09/01/2016	3699	HIXON. SHIRELL	9.54	0.00	9.54
72159	09/01/2016	3699	JOHNSON. ROBERT	15.00	0.00	15.00
72160	09/01/2016	3699	JOSEPH. DHYER	65.00	0.00	65.00
72161	09/01/2016	3699	LARSON. BRYAN J	33.95	0.00	33.95
72162	09/01/2016	3699	LDS CHURCH	250.00	0.00	250.00
72163	09/01/2016	3699	MANUKONDA. CHANDRIKA	170.00	0.00	170.00
72164	09/01/2016	3699	MARTINI. ELIZABETH	67.00	0.00	67.00
72165	09/01/2016	3699	ONTIVEROS. ESTHER	250.00	0.00	250.00
72166	09/01/2016	3699	PALENCIA. MICHELLE	250.00	0.00	250.00
72167	09/01/2016	3699	POLLARD. ARETHA	250.00	0.00	250.00
72168	09/01/2016	3699	REGAN. PAUL	240.00	0.00	240.00
72169	09/01/2016	3699	REGIS. YVONNE	250.00	0.00	250.00
72170	09/01/2016	3699	RIOS. ALEJANDRA	250.00	0.00	250.00
72171	09/01/2016	3699	ROBLEDO. ISMAEL	5.00	0.00	5.00
72172	09/01/2016	3699	RUCKER. KRISTINA	40.00	0.00	40.00
72173	09/01/2016	3699	SHELDON. ANITA	250.00	0.00	250.00
72174	09/01/2016	3699	STAR VIEW CHIDREN & FAMILY SVCS	250.00	0.00	250.00
72175	09/01/2016	3699	SUNRUN INSTALLATION SVCS	99.16	0.00	99.16
72176	09/01/2016	3699	SUWANAKUM. PATAMA	250.00	0.00	250.00
72177	09/01/2016	3699	TABING. GARY	250.00	0.00	250.00
72178	09/01/2016	3699	TYNES. DAVID	250.00	0.00	250.00
72179	09/01/2016	3699	VASQUEZ. CAROL	16.00	0.00	16.00
72180	09/01/2016	3699	WALSH. KELLY	250.00	0.00	250.00
72181	09/01/2016	3699	WARREN ROOFING	167.82	0.00	167.82

CITY OF LAKEWOOD

SUMMARY CHECK REGISTER

<u>CHECK #</u>	<u>CHECK DATE</u>	<u>VEND #</u>	<u>VENDOR NAME</u>	<u>GROSS</u>	<u>DISC.</u>	<u>CHECK AMOUNT</u>
72182	09/01/2016	3699	ZIPAGANG. PAUL	250.00	0.00	250.00
72183	09/01/2016	2279	AMERICAN PACIFIC PRINTERS COLLEGES	414.20	0.00	414.20
72184	09/01/2016	4443	O'REILLY AUTOMOTIVE STORES INC	191.37	3.51	187.86
72185	09/01/2016	47854	TRUESDAIL LABORATORIES INC	658.00	0.00	658.00
72186	09/01/2016	65712	IDMODELING INC	3,662.50	0.00	3,662.50
72187	09/01/2016	66457	BRENNTAG PACIFIC INC	1,127.86	0.00	1,127.86
Totals:				<u>239,360.98</u>	<u>14.08</u>	<u>239,346.90</u>

CITY OF LAKEWOOD

SUMMARY WIRE REGISTER AUGUST 2016

Wire date	Amount	Recipient	Purpose	Period
8/2/16	110,805.80	IRS via BofA	Fed taxes	July 17-30, 2016
8/3/16	6,815.65	Southland C/U	employee savings account	July 17-30, 2016
8/3/16	20,020.74	ICMA	ICMA 457	July 17-30, 2016
8/3/16	8,220.00	MidAmerica	ARS aka APPLE	July 17-30, 2016
8/3/16	3,425.00	PARS via U.S. Bank	excess stackable plan	July 17-30, 2016
8/3/16	7,855.68	PARS via U.S. Bank	stackable plan	July 17-30, 2016
8/3/16	13,569.34	PARS via Citibank	defined contribution	July 17-30, 2016
8/3/16	5,548.50	F&A Fed C/U	employee savings account	July 17-30, 2016
8/4/16	25,826.95	EDD	State taxes	July 17-30, 2016
8/8/16	131,562.75	CalPERS	PERS contribution	July 17-30, 2016
8/8/16	5,007.82	CalPERS	PERS 457	July 17-30, 2016
8/16/16	114,794.52	IRS via BofA	Fed taxes	July 31-Aug 13, 2016
8/17/16	6,815.65	Southland C/U	employee savings account	July 31-Aug 13, 2016
8/17/16	20,070.74	ICMA	ICMA 457	July 31-Aug 13, 2016
8/17/16	8,310.63	MidAmerica	ARS aka APPLE	July 31-Aug 13, 2016
8/17/16	3,425.00	PARS via U.S. Bank	excess stackable plan	July 31-Aug 13, 2016
8/17/16	7,864.88	PARS via U.S. Bank	stackable plan	July 31-Aug 13, 2016
8/17/16	13,997.00	PARS via Citibank	defined contribution	July 31-Aug 13, 2016
8/17/16	5,548.50	F&A Fed C/U	employee savings account	July 31-Aug 13, 2016
8/17/16	1,228.09	PARS via U.S. Bank	401a def benefit	July 31-Aug 13, 2016
8/18/16	27,417.37	EDD	State taxes	July 31-Aug 13, 2016
8/19/16	133,022.45	CalPERS	PERS contribution	July 31-Aug 13, 2016
8/18/16	5,007.82	CalPERS	PERS 457	July 31-Aug 13, 2016
8/23/16	56,964.01	City Light & Power	monthly maint fee	Aug-16
8/26/16	99,003.59	CalPERS	PERS Health	Sep 2016
8/31/16	108,855.53	IRS via BofA	Fed taxes	Aug 14-27, 2016
8/31/16	7,215.65	Southland C/U	employee savings account	Aug 14-27, 2016
8/31/16	19,570.74	ICMA	ICMA 457	Aug 14-27, 2016
8/31/16	6,985.84	MidAmerica	ARS aka APPLE	Aug 14-27, 2016
8/31/16	3,425.00	PARS via U.S. Bank	excess stackable plan	Aug 14-27, 2016
8/31/16	7,835.21	PARS via U.S. Bank	stackable plan	Aug 14-27, 2016
8/31/16	12,362.88	PARS via Citibank	defined contribution	Aug 14-27, 2016
8/31/16	5,298.50	F&A Fed C/U	employee savings account	Aug 14-27, 2016

Council Approval _____
Date

City Manager

Attest _____
City Clerk

Director of Administrative Services

D I V I D E R S H E E T

COUNCIL AGENDA

September 13, 2016

TO: The Honorable Mayor and City Council**SUBJECT:** Monthly Report of Investment Transactions**INTRODUCTION**

In accordance with California Government Code Section 53607, the City Council has delegated to the City Treasurer the responsibility to invest or to reinvest funds, or to sell or exchange securities so purchased. The California Government Code Section 53607 requires that, if such responsibility has been delegated, then the Treasurer "shall make a monthly report of those transactions to the legislative body." In compliance with this requirement, the Monthly Report of Investment Transactions is being rendered to be received and filed.

STATEMENT OF MONTHLY ACTIVITY

<u>Date</u>	<u>Amount at Cost</u>	<u>Vehicle</u>	<u>Transaction</u>
08-01-2016	\$ 486.33	FNMA	Paydown 1.246%
08-01-2016	\$ 431.46	FNMA	Interest 1.246%
08-01-2016	\$ 452.65	FNMA	Interest 1.646%
08-01-2016	\$ 245.17	FNMA	Interest 1.898%
08-01-2016	\$ 219.58	FNMA	Interest 1.55%
08-01-2016	\$ 416.50	FNMA	Interest 1.785%
08-01-2016	\$ 231,179.10	TREAS	Sell
08-01-2016	\$ 229,763.10	CORP	Purchase
08-05-2016	\$ 301,038.28	TREAS	Sell
08-05-2016	\$ 302,109.00	FNMA	Purchase
08-06-2016	\$ 5,062.50	CORP	Interest 1.125%
08-08-2016	\$ 81,038.59	TREAS	Sell
08-08-2016	\$ 84,989.80	CORP	Purchase
08-10-2016	\$ 430,768.69	TREAS	Sell
08-10-2016	\$ 229,244.01	TREAS	Sell
08-10-2016	\$ 662,677.03	FHLB	Purchase
08-11-2016	\$ 674,293.76	TREAS	Sell
08-11-2016	\$ 675,961.97	FHLB	Purchase
08-12-2016	\$ 759,972.96	TREAS	Sell
08-12-2016	\$ 758,010.00	FHLMC	Purchase
08-15-2016	\$ 273.00	SUPRA	Interest 0.875%
08-17-2016	\$ 2,255.94	CORP	Interest 1.394%
08-18-2016	\$ 1,500,000.00	LAIF	Deposit
08-18-2016	\$ 2,468.75	CORP	Interest 1.25%
08-24-2016	\$ 2,058.99	CD	Interest 1.275%
08-26-2016	\$ 1,500.00	FNMA	Interest 1%
08-26-2016	\$ 1,500.00	FNMA	Interest 1%
08-26-2016	\$ 1,500.00	FNMA	Interest 1%
08-31-2016	\$ 102,594.43	TREAS	Sell
08-31-2016	\$ 300,555.50	CORP	Sell

Monthly Report of Investment Transactions
September 13, 2016
Page Two

08-31-2016	\$ 175,289.78	TREAS	Sell
08-31-2016	\$ 202,079.78	CORP	Sell
08-31-2016	\$ 396,147.91	CORP	Sell
08-31-2016	\$ 1,198,128.00	FNMA	Purchase
08-31-2016	\$ 2,784.38	TREAS	Interest 1.375%
08-31-2016	\$ 23.41	CAMP	Interest 0.64%
08-31-2016	\$ 361.19	CAMP	Interest 0.64%

RECOMMENDATION

It is recommended that the City Council receive and file the Monthly Report of Investment Transactions rendered for the month of August 2016.



Diane Perkin
Director of Administrative Services

Howard L. Chambers
City Manager



**D
I
V
I
D
E
R

S
H
E
E
T**

COUNCIL AGENDA

September 13, 2016

TO: The Honorable Mayor and City Council

SUBJECT: Conflict of Interest Code for City Officers and Employees

INTRODUCTION

On June 14, 2016, in accordance with State law, the City Council directed that Conflict of Interest Codes be reviewed to determine if any changes or updates were required. The review process has been completed and some minor amendments to the designated positions are submitted for City Council review and approval.

STATEMENT OF FACT

Section 87306.5 of the California Government Code requires every local agency code reviewing body to review conflict of interest codes and make necessary adjustments no later than October 1st of every even-numbered year.

Since the City Council had previously adopted the standardized provisions prepared by the Fair Political Practices Commission (FPPC) to automatically incorporate subsequent updates adopted by the FPPC, only the City's designated positions and disclosure category sections remained to be assessed during the required biennial review.

Using guidelines provided by the FPPC, each department has reviewed their designated positions and the level of disclosure for each position to determine if changes were necessary. Changes have been proposed to the two attached designated positions appendices.

The Lakewood Public Financing Authority is a separate body with its own code, with the City Council designated as the code reviewing body. The code has been reviewed by the City Manager and it has been determined that no changes are required at this time.

RECOMMENDATION

Staff recommends the City Council accept and approve the conflict of interest code for officers and employees of the City of Lakewood as submitted.


Jo Mayberry
City Clerk

Howard L. Chambers
City Manager



**CITY OF LAKEWOOD
CONFLICT OF INTEREST CODE
APPENDIX A**

**DESIGNATED POSITIONS
FOR THE
DEPARTMENT OF COMMUNITY DEVELOPMENT**

Designated Positions	Disclosure Category
Director	1
Assistant Director	1
Planning and Environment Commissioners	*
Senior Planner	2
<u>Community Development Coordinator</u>	<u>2</u>
<u>GIS Analyst</u>	<u>2</u>
Neighborhood Preservation Manager	2
Consultants	1**

*Designation Specified in Government Code Section 87200

**See Consultant Disclosure Category

Rev. 9/2016

**CITY OF LAKEWOOD
CONFLICT OF INTEREST CODE
APPENDIX A**

**DESIGNATED POSITIONS
FOR THE
DEPARTMENT OF PUBLIC WORKS**

Designated Positions	Disclosure Category
Director	1
Assistant Director	1
City Architect	1
Community Safety Commissioners	3
Senior Project Manager	3
Environmental Programs Manager	3
Senior Management Analyst	3
Consultants	1**

D I V I D E R S H E E T

COUNCIL AGENDA

September 13, 2016

TO: Honorable Mayor and City Council

SUBJECT: Health and Safety Consulting Service Agreement

INTRODUCTION

On July 10, 2001, the City Council approved an agreement with Pacific Health and Safety Consulting, Inc. to conduct an audit of the citywide employee safety program. Since then, the safety engineer has provided ongoing consulting services to review and update the city's safety programs, provide safety training, assist Personnel and departments in interpreting and administering state and federal safety regulations and safe work practices, and conduct industrial health monitoring. In July 2006 Pacific Health and Safety Consulting, Inc. changed their name to Pacific EH&S Service, Inc., as they are currently known.


STATEMENT OF FACTS

The agreement provides for the safety engineer to work with the City two days per month. For fiscal years 2016-2017 and 2017-2018 Pacific EH&S, Inc. has increased their hourly rate by 3.7%. They had not had an increase in their billing rate since 2007. The billing rate for the consultant's time and materials will be \$112.00 per hour. City staff has budgeted \$23,700 in the 2016-2017 and 2017-2018 fiscal years for these safety services.

RECOMMENDATION

Staff recommends the City Council authorize the Mayor to execute an Amendment to the Agreement for Health and Safety Consulting Services, subject to approval as to form by the City Attorney.

Lisa Novotny 
Assistant City Manager

Howard L. Chambers 
City Manager

D I V I D E R S H E E T

COUNCIL AGENDA

September 27, 2016

TO: The Honorable Mayor and City Council**SUBJECT:** Agreement with Tyler Technologies Inc. "MUNIS" for Accounting Software Licenses and Support**INTRODUCTION**

Annually, the City contracts with Tyler Technologies for accounting software licensing and support for eighteen (18) modules, and disaster recovery and off-site support services

STATEMENT OF FACT

Tyler Technologies has proposed a five percent cost of this year's Agreement; City staff has countered with a two percent increase. The Agreement includes the following:

	Payment	% increase		2016	
	Invoice	over prior	Invoice	April	Payment
	2016	Payment	2017	CPI	2017
Modules:					
Accounting/GL/Budget/AP	\$ 25,190.23	5%	\$ 26,449.74	2%	\$ 25,694.03
Accounts Receivable	\$ 6,869.75	5%	\$ 7,213.24	2%	\$ 7,007.15
Business License	\$ 6,296.97	5%	\$ 6,611.82	2%	\$ 6,422.91
Contracts	\$ 3,275.19	5%	\$ 3,438.95	2%	\$ 3,340.69
Crystal Reports	\$ 6,360.60	5%	\$ 6,678.63	2%	\$ 6,487.81
General Billing	\$ 3,205.65	5%	\$ 3,365.93	2%	\$ 3,269.76
Human Resources	\$ 2,634.06	5%	\$ 2,765.76	2%	\$ 2,686.74
Inventory	\$ 7,556.84	5%	\$ 7,934.68	2%	\$ 7,707.98
Microsoft Office Interface	\$ 5,038.28	5%	\$ 5,290.19	2%	\$ 5,139.05
Payroll	\$ 3,778.42	5%	\$ 3,967.34	2%	\$ 3,853.99
Project Accounting	\$ 5,541.53	5%	\$ 5,818.61	2%	\$ 5,652.36
Purchase Order	\$ 7,556.84	5%	\$ 7,934.68	2%	\$ 7,707.98
Requisitions	\$ 5,289.31	5%	\$ 5,553.78	2%	\$ 5,395.10
Utilitiy Billing	\$ 5,123.13	5%	\$ 5,379.29	2%	\$ 5,225.59
Utility Billing Interface	\$ 1,837.36	5%	\$ 1,929.23	2%	\$ 1,874.11
Tyler Forms	\$ 3,539.27	5%	\$ 3,716.23	2%	\$ 3,610.06
Dashboard	billed separately		\$ 1,686.83		\$ 1,686.83
Other Applications & Services:					
Tyler Unlimited Upgrade	\$ 2,700.00		\$ 2,700.00		\$ 2,700.00
Off Site Database Admin	\$ 30,000.00		\$ 30,000.00		\$ 30,000.00
Disaster Recovery	\$ 30,000.00		\$ 30,000.00		\$ 30,000.00
	\$ 161,793.43		\$ 168,434.93		\$ 165,462.13

Staff recommends making payment based on the two percent increase as negotiations continue with Tyler Technologies.

STAFF RECOMMENDATION

It is respectfully recommended that the City Council approve the Agreement with Tyler Technologies, Inc. in the amount of \$165,462.13 for accounting software licensing and support.


Diane Perkin
Director of Administrative Services

Howard L. Chambers
City Manager



DIVIDER SHEET

RESOLUTION NO. 2016-58

A RESOLUTION OF THE CITY COUNCIL OF THE CITY OF LAKEWOOD
ADDING A JOB CLASSIFICATION AND AMENDING EXISTING PAY
RATE IN ATTACHMENT B OF RESOLUTION NO 2016-33

THE CITY COUNCIL OF THE CITY OF LAKEWOOD DOES RESOLVE AS
FOLLOWS:

SECTION 1. The following job classification and monthly pay rate is hereby added to
Schedule B, attached to Resolution No. 2016-33:

Schedule	Classification	Step 1	Step 2	Step 3	Step 4	Step 5
39B	City Architect	7,946	8,344	8,761	9,199	9,659

ADOPTED AND APPROVED THIS 13TH DAY OF SEPTEMBER, 2016.

Mayor

ATTEST:

City Clerk

D I V I D E R S H E E T

COUNCIL AGENDA
September 13, 2016

TO: The Honorable Mayor and City Council

SUBJECT: Authorize Purchase of Fence Fabric Replacement for San Martin Basketball Court and Wading Pool from A&G Sales

INTRODUCTION

The Director of Recreation and Community Services and the Director of Public Works have determined the need to replace the fence fabric at San Martin Basketball Court and Wading Pool. The fence fabric is due for replacement, and sufficient funds have been budgeted for this purpose.

STATEMENT OF FACT

The Facilities Maintenance Supervisor has obtained three quotations for the fence fabric replacement and installation. The lowest proposal is from A&G Sales. The total purchase price for the fence fabric and installation for both the Basketball Court and Wading Pool is \$23,422.98, inclusive of sales tax, materials, and labor. The adopted budget includes capital project funding for park fence replacements, no additional appropriation is necessary.

SUMMARY


Staff received quotes from A&G Sales, A1 Steel Fence, and Quality Fence Co. for the purchase and installation of fence fabric for the San Martin basketball court and wading pool, respectively. These improvements are recommended for the operations of the wading pool and basketball court at San Martin. The lowest proposal is from A&G Sales, who has previously worked with the City of Lakewood with good results.

A & G Sales	A1 Steel Fence	Quality Fence Co.
\$23,422.98	\$ 24,632.00	\$ 30,804.00

RECOMMENDATION

That the City Council:

- (1) Authorize the purchase and installation of fence fabric for the San Martin Basketball Court and Wading Pool in the amount of \$23,422.98 from A&G Sales.

Lisa Ann Rapp 
Director of Public Works

Howard L. Chambers
City Manager



D I V I D E R S H E E T

Public Hearings

COUNCIL AGENDA

September 13, 2016

TO: Honorable Mayor and Members of the City Council

SUBJECT: CDBG Program Public Hearing on the Consolidated Annual Performance and Evaluation Report (CAPER) Fiscal Year 2015-2016

INTRODUCTION

Community Development Block Grant (CDBG) regulations require grantees, such as the City, to prepare an annual performance report. This report is called the Consolidated Annual Performance and Evaluation Report (CAPER) and is required to be submitted to the U.S. Department of Housing and Urban Development (HUD) no later than 90 days after the close of the grantee's program year. This annual report summarizes a grantee's accomplishments during the previous program year and it is used by HUD to: 1) Provide the necessary information required by HUD to assess each grantee's ability to carry out its programs in compliance with applicable regulations and requirements; 2) Provide information necessary for HUD to report to Congress; and 3) Provide the grantee with an opportunity to describe its program achievements with its citizens.

STATEMENT OF FACTS

The CAPER includes a summary of Lakewood's overall progress in meeting local priorities and goals during the program year. The City's CAPER discusses annual and cumulative performance in the context of the five-year strategic goals of the Consolidated Plan and the annual goals of the Action Plan, including the following areas: decent housing, continuum of care, leveraged resources, citizen participation, and other actions. This year-end report lists the City's efforts in furthering fair housing and information on program requirements such as monitoring, displacement and/or relocation, anti-poverty strategies, and supplemental information such as a financial summary. It also includes a self-evaluation, which describes the City's accomplishments and identifies any changes necessary to meet the listed goals and strategies.

The CDBG accomplishments for FY 2015-2016 are summarized as follows:

1. Public Services –unduplicated participants served:
 - Meals on Wheels - 125 individuals
 - Community Family Guidance - 63 individuals
 - Pathways Volunteer Hospice - 30 individuals
 - Fair Housing - 374 individuals
 - Human Services Association - 50 individuals
2. Single Family Rehabilitation Loan Program – During FY 2015-2016, a total of nine loans were approved and funded with Lakewood Housing Successor Agency funds.

3. Fix-Up Paint-Up Grant Program - During FY 2015-2016, a total of five grants were approved and funded via Lakewood Successor Agency funds.
4. Community Conservation – responded to 786 service requests.

The Citizen Participation Plan requires that the City conduct a public hearing for the purpose of reviewing program performance and progress through the submission of the CAPER for public review. A 15-day comment period began on August 25, 2016 to allow citizens to review the CAPER and submit written comments to the Community Development Director no later than September 12, 2016. The Comment period concludes on September 13, 2016 with a public hearing held before City Council. Any comments received will be submitted in conjunction with the CAPER, which is due to the local HUD office no later than September 30, 2015.

SUMMARY


The CAPER provides a summary of the accomplishments of the CDBG Program, both programmatic and financial, for the 2015 Fiscal Year (July 1, 2015 through June 30, 2016). The CAPER also summarizes how the City of Lakewood met its priority needs and goals as outlined in the Annual Action Plan. As required by Code of Federal Regulations (24 CFR Part 91.105), a Public Hearing must be held to give Lakewood's citizens an opportunity to comment on this report.

STAFF RECOMMENDATION

It is recommended that the City Council hold a public hearing to solicit citizen comments on the City's Consolidated Annual Performance and Evaluation Report for fiscal year July 1, 2015 through June 30, 2016, and following the hearing, direct staff to take into consideration all comments received on the CAPER and submit those comments, if any, to the local HUD office.

Sonia Dias Southwell, AICP
Director of Community Development

Howard L. Chambers
City Manager





**CITY OF LAKEWOOD
CONSOLIDATED ANNUAL
PERFORMANCE AND
EVALUATION REPORT**

FOR THE

**COMMUNITY DEVELOPMENT
BLOCK GRANT PROGRAM**

JULY 1, 2015 - JUNE 30, 2016

**Prepared by the City of Lakewood
Community Development Department**

City Lakewood

FY 2015-2016 CAPER

TABLE OF CONTENTS

CR-05 Goals and Outcomes	1
CR-10 Racial and Ethnic Composition of Families Assisted	6
CR-15 Resources and Investments	7
CR-20 Affordable Housing	9
CR-25 Homeless and Other Special Needs	11
CR-30 Public Housing	14
CR-35 Other Actions.....	15
CR-40 Monitoring.....	19
CR-45 CDBG	21
Narrative Concerning Use of CDBG Funds.....	22
Map of CDBG Eligible Areas	23

Appendix A

List of Homeless Shelters in Nearby Gateway Cities

Appendix B

CDBG Financial Summary
Summary of Consolidated Plan Projects
CDBG Activity Summary Report
CDBG Performance Measures
Summary of Accomplishments
Code Enforcement Summary Report
Year-to-Date Service Report
Published Notice

CR-05 - Goals and Outcomes

Progress the jurisdiction has made in carrying out its strategic plan and its action plan. 91.520(a)

The Fiscal Year (FY) 2015-2016 Consolidated Annual Performance Evaluation Report (CAPER) captures the expenditures, accomplishments, and progress made on the strategies and goals outlined in the approved FY 2015-2019 Consolidated Plan (Con Plan).

The CAPER outlines achievements in Housing Preservation and Improvement, Housing Development, Equal Housing Opportunity, Community Facilities and Infrastructure, and Community Services.

The FY 2015-2016 CAPER covers the time period starting July 1, 2015 to June 30, 2016 and is the first annual report for the FY 2015-2019 Con Plan.

The Con Plan included the following high priority goals that are the basis for the activities previously approved in the FY 2015-2016 Action Plan

- PRIORITY 1: Provide Housing Preservation and Improvement
- PRIORITY 2: Provide for Housing Development
- PRIORITY 3: Provide Housing Assistance
- PRIORITY 4: Encourage Equal Housing Opportunity
- PRIORITY 5: Improve and Provide Public and Community Facilities and Make Necessary Infrastructure Improvements to Serve Low and Moderate Income Persons
- PRIORITY 6: Provide Needed Community Services for Low and Moderate Income Persons and Special Needs Groups
- PRIORITY 7: Provide Assistance to the Continuum of Care
- PRIORITY 8: Provide for the Economic Development Needs of the Community

Comparison of the proposed versus actual outcomes for each outcome measure submitted with the consolidated plan and explain, if applicable, why progress was not made toward meeting goals and objectives. 91.520(g)

The City of Lakewood FY 2015-2016 Action Plan proposed to accomplish a number of tasks designed to serve the community, more particularly Lakewood's low to moderate income, elderly and disabled residents. Activities included funding public service organizations Meals on Wheels, Community Family Guidance, Pathways Volunteer Hospice, Human Services Association, and Fair Housing. Other activities included Code Enforcement and Single-Family Residential Rehabilitation programs. Lastly, the City began developing plans to renovate the Burns Senior Community Center to improve the structure to be ADA compliant.

The City of Lakewood met or exceeded the proposed outcome measure as stated in the Con Plan in nearly all areas. The Single-Family Residential Rehabilitation Loan and Grant programs fell slightly short of the proposed measures of processing ten loans and five grants. During FY 2015-2016 a total of 85 loan applications and 74 grants applications were mailed to interested residents. Of those applications, nine loan and five grant applicants qualified with program requirements and were processed and approved.

Goal	Category	Source / Amount	Indicator	Unit of Measure	Expected – Strategic Plan	Actual – Strategic Plan	Percent Complete	Expected – Program Year	Actual – Program Year	Percent Complete
Code Enforcement and Community Conservation	Housing Preservation and Improvement	CDBG / General Fund	Cases	Cases Closed	500	786	157%	2015	2015	100%
Single-Family Residential Rehabilitation Loan Program	Housing Preservation and Improvement	Housing Successor Agency Loan Paybacks	Applications	Loans Processed	10	9	90%	2015	2015	100%
Fix-Up Paint-Up Grant Program	Housing Preservation and Improvement	Housing Successor Agency Loan Paybacks	Applications	Grants Processed	6	5	83%	2015	2015	100%
Rehabilitation Delivery Costs	Housing Preservation and Improvement	CDBG	Applications and Demand Letter Requests	Process Loan and Grant Applications Process Loan Pay Backs	10 loans 6 grants	9 loans 5 grants	88%	2015	2015	100%
Development Review Board	Housing Preservation and Improvement	General Fund	Applications	Households Assisted	93	124	133%	2015	2015	100%
Mobile Home Park	Housing Preservation and Improvement	General Fund			Ongoing			2015	2015	100%
Apartment Conversion and Maintenance Regulations	Housing Preservation and Improvement	General Fund			Ongoing			2015	2015	100%

Federally Subsidized Senior Housing	Housing Preservation and Improvement	General Fund			Ongoing			2015	2015	100%
Denisty Bonus Program	Housing Development	General Fund			Ongoing			2015	2015	100%
Neighborhood Stabilization Program	Housing Development	Housing Successor Agency and Private Funding	Units	Other	0	0	0	2015	2015	100%
Section 8 Rental Assistance	Housing Assistance	HUD	Referrals	Individuals Assisted		80		2015	2015	100%
First Time Homebuyers Mortgage Assistance	Housing Assistance	CalHFA	Referrals		Ongoing			2015	2015	100%
Fair Housing Program	Equal Housing Opportunity	CDBG	Requests for Service	Households Assisted	250	374	150%	2015	2015	100%
Meals On Wheels	Public Service	CDBG	Applications	Individuals Assisted	100	125	125%	2015	2015	100%
Pathways Volunteer Hospice	Public Service	CDBG	Applications	Households Assisted	20	30	150%	2015	2015	100%
Community Family Guidance	Public Service	CDBG	Applications	Individuals Assisted	24	63	263%	2015	2015	100%
Human Services Association	Public Service	CDBG	Applications	Individuals Assisted	45	50	111%	2015	2015	100%
Burns Center Improvements	Community Facilities and Infrastructure	CDBG	Other	Other						

Table 1 - Accomplishments – Program Year & Strategic Plan to Date

Assess how the jurisdiction's use of funds, particularly CDBG, addresses the priorities and specific objectives identified in the plan, giving special attention to the highest priority activities identified.

The City of Lakewood's Con Plan goals are used as the basis for the budgetary principals that were outlined in the Con Plan. During FY 2015-2016, the City was awarded \$539,459 in CDBG funds, received \$67,804 in program income, received \$47,310.98 in funds returned to Lakewood's line of credit, and \$695,272.83 in unexpended CDBG funds at the end of the program year for a total of \$1,349,846.98. During FY 2015-2016, the City spent a total of \$354,752.38 in CDBG expenditures including \$108,773.39 on Community Facilities and Infrastructure, \$53,083.94 on Rehabilitation Delivery Costs, \$66,707 in Public Service, and \$45,080.16 for Code Enforcement.

CR-10 - Racial and Ethnic composition of families assisted

Describe the families assisted (including the racial and ethnic status of families assisted).

91.520(a)

	CDBG
White	271
Black or African American	84
Asian	19
Multi Racial/other	49
American Indian or American Native	0
Asian/white	3
American Indian & White	0
American Indian & Black	0
Black & White	4
Native Hawaiian or Other Pacific Islander	1
Total	642
Hispanic	124
Puerto Rican	3
Mexican/Chicano	53
Cuban	3
Not Hispanic	459

Table 2 – Table of assistance to racial and ethnic populations by source of funds

Narrative

The City of Lakewood and its subrecipients served 642 individuals and 502 households during FY 2015-2016. The subrecipients include Meals on Wheels, Community Family Guidance, Human Services Association, Pathways Volunteer Hospice, and Fair Housing.

There are 10 different categories used to define race and 4 different categories to define ethnicity. Race includes White (271), Black or African American (84), Asian (19), Multi Racial (49), American Indian or American Native (0), Asian & White (3), American Indian & White (0), American Indian & Black (0), Black & White (4), and Native Hawaiian or other Pacific Islander (1). Ethnicity includes Hispanic (124), Puerto Rican (3), Mexican/Chicano (53), and Cuban (3). When calculating hispanic, staff included all categories of ethnicity for a total of 183 hispanic residents assisted.

Through the City of Lakewood's Single-Family Residential Loan and Grant Programs, 14 low-moderate income families received assistance in rehabilitating their homes. The City does not require the applicant to identify race or ethnicity.

CR-15 - Resources and Investments 91.520(a)

Identify the resources made available

Source of Funds	Source	Resources Made Available	Amount Expended During Program Year
CDBG, Program Income and Carry Over Funds	HUD, Rehabilitation Loan Paybacks	\$1,349,846.98	\$354,752.38

Table 3 – Resources Made Available

Narrative

The CDBG resources available in FY 2015-2016 include program income received and carryover funds. During FY 2015-2016, the City of Lakewood expended \$354,752.38 on CDBG eligible programs and administrative activities. The remainder of resources will be carried over to FY 2016-2017.

Identify the geographic distribution and location of investments

Target Area	Planned Percentage of Allocation	Actual Percentage of Allocation	Narrative Description
CDBG Eligible Areas	7.8%	7.9%	Administrative Expenditure

Table 4 – Identify the geographic distribution and location of investments

Narrative

The City's housing programs were advertised and made available throughout the City during FY 2015-2016 to assist in the reduction of concentration of low income persons. The program was not directed to one geographical area but to extremely low to moderate income (0 to 120% of the County MFI) persons and families. The City continues to promote a balanced and integrated community and is committed to providing assistance throughout the City.

The only exception to this policy is that some activities (Code Enforcement, Public Facilities and Street Improvements) are limited to low to moderate income census tracts, which are known as area benefit activities. An area benefit activity is an activity that meets the identified needs of low income persons residing in an area where at least 51 percent of the residents (or less if the exception criteria are applicable) are low income persons. During FY 2015-2016, an area where at least 28.9 percent of the residents are low to moderate income persons is considered an area where the exception criteria is applied. The benefits of the activity are available to everyone in that area despite their income. A map of these low to moderate income census tracts is included in the CAPER. The City has traditionally used 80 percent or more of its CDBG resources to benefit special areas and to operate programs available exclusively to low and moderate income people (whereas HUD regulations only require a minimum 70 percent low and moderate benefit for CDBG activities). To achieve this high ratio of low and moderate benefit for its CDBG resources and the compelling need to assist these areas, the City utilized CDBG resources low to moderate income census tracts areas. The allocation of funds is evenly distributed to the targeted census tracts.

Leveraging

Explain how federal funds leveraged additional resources (private, state and local funds), including a description of how matching requirements were satisfied, as well as how any publicly owned land or property located within the jurisdiction that were used to address the needs identified in the plan.

The City of Lakewood did not leverage additional resources during FY 2015-2016.

CR-20 - Affordable Housing 91.520(b)

Evaluation of the jurisdiction's progress in providing affordable housing, including the number and types of families served, the number of extremely low-income, low-income, moderate-income, and middle-income persons served.

	One-Year Goal	Actual
Number of homeless households to be provided affordable housing units	0	0
Number of non-homeless households to be provided affordable housing units	0	0
Number of special-needs households to be provided affordable housing units	0	0
Total	0	0

Table 5- Number of Households

	One-Year Goal	Actual
Number of households supported through rental assistance	0	0
Number of households supported through the production of new units	0	0
Number of households supported through the rehab of existing units	16	14
Number of households supported through the acquisition of existing units	0	0
Total	16	14

Table 6 - Number of Households Supported

Discuss the difference between goals and outcomes and problems encountered in meeting these goals.

The difference between the goals and the outcomes for the City during FY 2015-2016 is minimal. The City projected assisting 16 households through its Single-Family Rehabilitation Loan and Grant programs, but only 14 households were assisted. The most common issue encountered was lack of follow through from the applicants.

Discuss how these outcomes will impact future annual action plans.

The outcome in FY 2015-2016 should not impact future annual action plans. Staff, in future program years, will ensure more advertising and distribution of applications and will further assist applicants in completing the submittal process.

Include the number of extremely low-income, low-income, and moderate-income persons served by each activity where information on income by family size is required to determine the eligibility of the activity.

Number of Persons Served	CDBG Actual	HOME Actual
Extremely Low-income	164	0
Low-income	163	0
Moderate-income	163	0
Total	490	0

Table 7 – Number of Persons Served

Narrative Information

In FY 2015-2016, CDBG funds were used to assist households with incomes at or below moderate income (80% of Area Median Income), low income (50% or below Area Median Income), and extremely low (30% or below of Area Median Income).

Through the Single-Family Residential Rehabilitation Loan and Grant Program, the City assisted 14 low-moderate income families using Successor Agency to the Redevelopment Agency of the City of Lakewood (Successory Agency) loan pay back funds rehabilitate their homes.

During FY 2015-2016, the City did not receive HOME funds, therefore, HOME funds were not utilized to assist Lakewood residents.

CR-25 - Homeless and Other Special Needs 91.220(d, e); 91.320(d, e); 91.520(c)

Evaluate the jurisdiction's progress in meeting its specific objectives for reducing and ending homelessness through:

Reaching out to homeless persons (especially unsheltered persons) and assessing their individual needs

Services are provided to people experiencing homeless in Lakewood by PATH and its subcontract with the City of Long Beach's Department of Health and Human Services. Services begin with outreach and continue up to one year after a person is permanently housed. An outreach worker (Lakewood Sheriff) and case manager provide services Lakewood. Activities in the outreach phase are focused on decreasing the barriers to housing and include

- **Basic Needs** including: clothing, hygiene products and showers and transportation.
- Assistance **obtaining documents** necessary for housing i.e. social security card, picture identification, DD214, proof of income, disability verification etc.
- **Emergency and temporary housing** via SPA 7 facilities and motel placements.
- **Liaison and referral** to subsidy providers that include: Los Angeles Homeless Services Authority, Veteran's Administration, Department of Mental Health and non-profit providers like PATH Ventures.
- **Access** to medical and mental health, substance addiction treatment services, and primary care home establishment i.e. Department of Mental Health, Veterans Administration, and federally qualified health centers located in the SPA.
- **Benefit establishment assistance** for General Relief, Social Security programs, Temporary Assistance to Needy Families, and Veteran's Administration.
- **Referral** to employment and education services i.e. Goodwill Industries and local centers of the Workforce Investment Board.
- **Housing** location and re-location assistance.

Once a person is permanently housed retention services can continue up to year and include:

- **Household** set up assistance
- **Case management** including prevention assistance to maintain housing
- **Home** visits

Linkage to mainstream support services. During the program year 2015-2016 the following services were provided in the Lakewood area:

263 outreach contacts including those assessed at hot spots

36 unduplicated individuals and families

33 people received case management

24 were linked to mainstream resources including: medical, mental health, employment, veteran's benefits and income supports

6 were permanently housed and linked with move in assistance programs

Addressing the emergency shelter and transitional housing needs of homeless persons

The City does not directly provide transitional housing for the homeless; however, the City coordinated efforts to provide information and resources for transitional housing through the Burns Community Center. A 2011 study by LAHSA shows that there are 8,359 transitional housing beds available in Los Angeles County. The City worked with community non-profit groups and community based organizations interested in providing transitional housing services to the homeless. In addition to assisting in providing emergency shelter and transitional housing, the City provided support services such as job training and counseling. The County of Los Angeles also offers an array of work training programs, housing placement assistance, and other support resources.

Another form of transitional housing in the City is Adult Residential Facilities, Residential Care Facilities for the Elderly, Group Homes and Small Family Homes and is described as follows:

- The City has 16 Adult Residential Facilities that each house up to six adults aged 18-59. The facilities provide 24-hour non-medical care to individuals who may be physically, mentally or developmentally disabled.
- The City has 10 Residential Care Facilities for the Elderly, which each house up to six persons aged 60 or older. These facilities were accepted as transitional housing by the State Department of Housing and Community Development during the FY 2013-2021 Housing Element update.

The City has one Small Family Home that provides 24-hour care for families with less than six children who are in need of assistance because of a physical, mental or developmental disability.

Helping low-income individuals and families avoid becoming homeless, especially extremely low-income individuals and families and those who are: likely to become homeless after being discharged from publicly funded institutions and systems of care (such as health care facilities, mental health facilities, foster care and other youth facilities, and corrections programs and institutions); and, receiving assistance from public or private agencies that address housing, health, social services, employment, education, or youth needs

Su Casa Family Crisis and Support Center is a private non-profit organization that provides both short term emergency housing and transitional housing in two separate locations in the city.

The short-term emergency housing location allows a maximum stay of 30 days providing supportive services to battered women and their children. At this facility, Su Casa has 20 beds and a shelter capacity of 22 to 24 persons. Their support services include food, shower facilities, laundry facilities, mail drop (the site is used as a mailing address), clothing, childcare, transportation, and intensive individual and group counseling for children.

At the second location, Su Casa provides transitional housing for up to one year in an apartment complex, which facilitates residents' ability to adapt to independent living and break the cycle of abuse. The maximum capacity at this facility is 16 persons and the residents are provided counseling, assistance in seeking jobs, schooling, and assistance with the location of permanent housing. Those persons who are employed while residing in the shelter are charged a small percentage of their income, which is saved in an escrow account and used for the costs associated with securing permanent housing.

Admittance to the program is strictly on a referral basis. The City provided funding for the purchase of the Transitional Housing Facility and has secured the transitional shelter with affordable housing covenants, which will expire in December 2025.

Helping homeless persons (especially chronically homeless individuals and families, families with children, veterans and their families, and unaccompanied youth) make the transition to permanent housing and independent living, including shortening the period of time that individuals and families experience homelessness, facilitating access for homeless individuals and families to affordable housing units, and preventing individuals and families who were recently homeless from becoming homeless again

The Burns center staff assisted 40 homeless individuals during FY 2015-2016. Support services included emergency food, referrals to qualified social service providers, and transportation to their facilities, and use of the telephone when persons are calling for assistance.

During FY 2015-2016, the Fair Housing Consultant for the City of Lakewood and Neighborhood Preservation Manager attended SPA 7 meetings to discuss strategies for assisting the homeless. Additionally, Lakewood's Fair Housing Consultant met quarterly with PATH during FY 2015-2016 to discuss strategies for assisting the homeless.

During FY 2015-2016, LAHSA partnered with the Los Angeles public library to provide services to the homeless. Homeless services include shelter, motel vouchers, bus tokens, and direct connections to various providers that address mental and physical health needs and issues with substance abuse. The program also connects the homeless with the Veterans Administration and other agencies.

Although Lakewood does not directly provide affordable housing, the City is in possession of nine vacant parcels remaining from the Successor Agency that are reserved to be developed with affordable housing using private funding. The City began discussions with a private developer during FY 2015-2016 to combine three of the nine parcels to develop an affordable housing project.

CR-30 - Public Housing 91.220(h); 91.320(j)

Actions taken to address the needs of public housing

There are no public housing developments in the City; therefore, funding for FY 2015-2016 does not apply to this section.

Actions taken to encourage public housing residents to become more involved in management and participate in homeownership

There are no public housing developments in the City; therefore, funding for FY 2015-2016 does not apply to this section.

Actions taken to provide assistance to troubled PHAs

There are no public housing developments in the City; therefore, funding for FY 2015-2016 does not apply to this section.

CR-35 - Other Actions 91.220(j)-(k); 91.320(i)-(j)

Actions taken to remove or ameliorate the negative effects of public policies that serve as barriers to affordable housing such as land use controls, tax policies affecting land, zoning ordinances, building codes, fees and charges, growth limitations, and policies affecting the return on residential investment. 91.220 (j); 91.320 (i)

The City is committed to addressing the negative effects of public policies over which it has control. In order to promote integration and prevent low income concentrations, the City has designed its affordable housing programs to be available Citywide. This priority also serves to make sure that the City does not have any policies, rules, or regulations that would lead to minority or racial concentrations.

Since 1989, Lakewood has demonstrated a willingness to encourage housing development of all types. It has approved several zone changes to allow the construction of housing including General Commercial (C-4) to Multiple Family Residential (M-F-R) to allow for the building of a 201-unit senior citizen apartment complex in 1989, Light Manufacturing (M-1) to Planned Development Single Family (PDSF), to allow for the building of 184 single family residences in 1994, Open Space (O-S) to MFR, to allow for the building of a 85-unit senior citizen apartment complex in 1996, C-4 to MFR, to allow for the conversion of the Cloud Motel into apartments in 1999, Intermediate Commercial (C-3) to PDSF to allow a 20 unit single-family residential project in 2003, C-4 to M-F-R in 2014 to allow an existing apartment complex to expand by adding 22 additional apartments, O-S to M-F-R to allow a three-unit condominium project in 2015, and Code amendments to allow for development of a variety of housing types, including those that benefit low and moderate income people. The City makes an effort to fast track projects and process permits in a timely manner. The City intends to maintain its current posture of openness and willingness to consider new ideas and eliminate any regulatory barriers under its control in the provision of a variety of housing to meet the needs of all income groups.

The City has worked cooperatively within existing legislatively mandated constraints to develop and encourage public policies that foster affordable housing development and assistance.

Actions taken to address obstacles to meeting underserved needs. 91.220(k); 91.320(j)

A major obstacle to meeting the needs of the community is funding. Over the years, community partnerships with county, state, and federal agencies have been integral to meeting the needs of the underserved community. During the FY 2015-2016 program year, the City continued these relationships to ensure that the needs of the community are adequately fulfilled.

The City promoted its housing and community service programs in all areas of the City to ensure all low and moderate income households received notifications of services provided by the City and to address the continuing needs of the underserved population. The City used the Chamber of Commerce, local newspaper, City newsletter, and community events to promote these services. The City, in conjunction with, the Los Angeles County Housing Authority and the Los Angeles County Community Development Department, provided the following services for low and moderate income Renter Households and Owner-occupied Households:

- Referrals for mortgage assistance programs
- Coordination with neighborhood networks to elaborate on the needs of the community
- Code enforcement
- Home Improvement Programs

- Infrastructure improvements
- Provision of Fair Housing Services

Actions taken to reduce lead-based paint hazards. 91.220(k); 91.320(j)

No specific actions concerning lead-based paint was taken for FY 2015-2016. To reduce lead-base paint hazards in Lakewood, the City disseminates information and monitors the lead-poisoning data provided by Los Angeles County. In addition, the City's Residential Rehabilitation Program provides funding to low and moderate income households in making necessary improvements and correct code violations.

Actions taken to reduce the number of poverty-level families. 91.220(k); 91.320(j)

According to the 2009-2013 American Community Survey (ACS) 5-Year Estimates, it is estimated that approximately 8.1% of the City's population were living below the poverty level. This includes 5.2% in families and 12.1% in female head of household. Lakewood's rate of poverty is significantly lower, when compared to the 17.8% in Los Angeles County and 15.4% in the nation overall.

The County's Department of Public and Social Services administers various programs that provide cash aid and other benefits and services to individuals and families in need. These programs are designed to alleviate hardship and promote family health, personal responsibility, and economic independence. According to the County, the majority of persons who seek these programs are primarily in need of medical assistance and in-home support services.

A fundamental way to reduce poverty is through job creation and enhancement. There are a number of local, state, and federal programs that focus on job creation and retention. The most notable is the State of California's welfare reform plan, known as CalWORKS. CalWORKS is designed to move welfare recipients from dependency to self-sufficiency through employment, and to divert potential recipients from dependency. Job related education and training are provided through the County of Los Angeles, Department of Public and Social Services, as well as the State of California.

During FY 2015-2016, the City's Recreation and Community Services Department referred persons to the County anti-poverty programs described above. In addition, the City coordinated efforts with public and private organizations providing economic development and job training opportunities. Some of these are summarized as follows:

- Southeast Los Angeles County Workforce Investment Board
- California Trade and Commerce Agency-Team California
- California Employment Development Department
- Los Angeles County ROP

The City fostered employment growth through the expansion and rehabilitation of commercial centers located throughout the City. The new and improved commercial centers enhance the economic vitality of the City and work to attract and retain employment opportunities for Lakewood's residents.

The City maintained nine vacant parcels remaining from the Successor Agency that are reserved to be developed with affordable housing using private funding. The City began discussions with a private developer during FY 2015-2016 to combine three of the parcels to develop an affordable housing project. Maintaining and expanding affordable housing improves the quality of housing and neighborhood involvement, particularly for households in poverty. Other programs include the Single Family Residential Rehabilitation Loan and Fix-Up Paint-Up Grant Programs.

The National Affordable Housing Act (NAHA) amended the U. S. Housing Act of 1937 by adding a section to the Act creating the Family Self-Sufficiency (FSS) Program. Each housing authority that receives funding for rental Vouchers in and after Federal Fiscal Year 1993 must operate a Section 8 FSS Program equal to the number of certificates received in these years. The City referred 80 residents inquiring about Section 8 to the Housing Authority for the County of Los Angeles (HACOLA) for processing. The purpose of the program is to promote coordination of local private and public supportive services with the use of housing assistance in order to enable eligible families to achieve economic independence. The FSS Program is designed for motivated family members over 18 years of age who are either receiving Aid to Families with Dependent Children (AFDC)/General Relief (GR) benefits, working for low paying wages, or currently are without income and are physically able to obtain and maintain employment.

HACOLA has developed a family self-sufficiency program for families on the waiting list who are interested in developing job skills to further their education, receiving their high school diploma, or improving their literacy in order to become employed. The City used Housing Successor Agency Loan Payback funds to assist those homeowners with income below the poverty level in making needed rehabilitation improvements with an approximate \$3,000 grant for exterior repairs and/or a maximum \$18,000 loan for interior and exterior repairs to 14 households. Beneficiaries of the programs will include very low income (0 to 120% of MFI) senior and/or disabled persons, and families. This owner occupied single-family residential rehabilitation loan program eliminates substandard conditions and removes architectural barriers for the disabled. The loan is free of interest and is paid back through the sale or refinancing of the home. The grant is for exterior cosmetic repairs and does not have to be repaid.

Actions taken to develop institutional structure. 91.220(k); 91.320(j)

The institutions involved in carrying out the aforesaid Priority actions include the Lakewood Community Development Department, the Housing Authority of the County of Los Angeles, Successor Agency, and private sector owners of rental property. The City, for its part, will promote and encourage fair housing, housing assistance and single-family home rehabilitation through:

- Continued utilization of the services of a Fair Housing Contractor or organization to promote, educate and enforce fair housing in the community.
- Continued use of the Los Angeles County Housing Authority to refer residents who are interested in receiving affordable housing assistance.
- Continued use of Successor Agency funds to assist low income homeowners in rehabilitating their homes and in eliminating substandard conditions. The City will continue to encourage the Single Family Residential Rehabilitation Loan and Grant Programs by advertising the programs in a variety of ways.

The programs mentioned herein are not in need of remedial actions. Therefore, no remedial actions are planned at this time.

Actions taken to enhance coordination between public and private housing and social service agencies. 91.220(k); 91.320(j)

In FY 2015-2016, the City's housing programs are limited by resources to Housing Rehabilitation and Fair Housing.

The Single Family Residential Rehabilitation Loan and Fix-Up Paint-Up Grant Program are funded with Housing Successor Agency Loan Payback funds. The Section 8 Housing Program is federally funded and is administered entirely by HACOLA. Lakewood's Fair Housing Consultant to referred 80 residents who are interested in affordable housing to contact HACOLA.

Identify actions taken to overcome the effects of any impediments identified in the jurisdictions analysis of impediments to fair housing choice. 91.520(a)

For the fiscal year FY 2015-2016, the City, along with the Fair Housing Consultant, affirmatively furthered fair housing and addressed impediments to fair housing by:

1. Held quarterly workshops for tenants and landlords to educate them on their rights and responsibilities.
2. Provided Public Education publications in both English and Spanish outlining the objectives and services of the Fair Housing Program. Information was made available at City Hall and was distributed to community organizations.
3. Provided five speaking engagements to Lakewood audiences who want to learn about the Fair Housing Program goals and services.
4. Provided referral assistance to 80 low and moderate income housing consumers, especially those who are disabled, members of minority groups, the senior, and those who have been unable to find decent, safe, and sanitary housing.
5. Attended the City of Lakewood's Safety Expo to disseminate information regarding Fair Housing services.
6. Attended monthly SPA 7 meetings to discuss homeless services and resources.
7. Attended quarterly PATH meetings held by the City of Long Beach Homeless Services coordinator.

CR-40 - Monitoring 91.220 and 91.230

Describe the standards and procedures used to monitor activities carried out in furtherance of the plan and used to ensure long-term compliance with requirements of the programs involved, including minority business outreach and the comprehensive planning requirements

The Consolidated Plan provides the City with a number of benchmarks for measuring its progress toward the five-year goals. The FY 2015-2016 Action Plan is developed with this progress in mind, with quantifiable objectives and measurable outcomes for each of the proposed activities to adequately assess the City's Housing and Community Development accomplishments.

The City follows the monitoring requirements for the use of federal funds as established by HUD. The Community Development Department tracks the City's progress in implementing all of the strategies outlined in the Consolidated Plan. The lead person responsible for the Consolidated Plan preparation and yearly reporting is the Housing Specialist, under the supervision of the Neighborhood Preservation Manager and Director of Community Development.

Careful evaluation of the housing and public service delivery system can be the most effective tool in detecting gaps and making appropriate modifications. The City notifies all subrecipients that annual monitoring of their agency's day-to-day operations will take place to ensure compliance with all CDBG rules and regulations. The City also coordinates with the Fair Housing Organization in the administration of the Fair Housing Program.

The Department's loan portfolio, including loan administration and servicing functions, is managed and tracked by the Community Development Department. Loans are monitored for compliance and regulatory requirements such as affordability restrictions, occupancy and rent requirements, maintenance requirements, and loan repayments.

In addition to this monitoring, the Community Development Department tracks housing unit production through a housing database, which identifies housing projects from concept to completion. This database provides opportunity for staff to respond to City Council and public inquiries regarding the City's progress toward its Regional Housing Needs Goals.

In September 2003, HUD issued a notice to all entitlement grantees encouraging the development and use of a local performance measurement system. This performance measurement system has two critical components - productivity and program impact. Productivity reflects the level of efficiency (quantity, quality, and pace) and program impact reflects the desired outcomes in the community or in the lives of persons assisted.

The City's performance measurement system, as requested by HUD, is modeled from the City of Los Angeles' Matrix of Goals versus Accomplishments by Priority. The matrix collects an array of data, including priority, activity, funding source and amount spent, strategy, goals, and annual and long-term accomplishments. In addition, a performance indicator for each activity is defined. These performance indicators help the City identify if goals are being met and/or if outcomes are being produced. Generally, the performance indicators relate to people, housing units, public facilities, and jobs.

The required tracking matrix is attached to the City's Consolidated Annual Performance Evaluation Report (CAPER). The matrix yields the following outcomes over a five-year period:

- Improved quality of life for CDBG program participants and low and moderate income persons

- Maintained current property values
- Increased percentage of housing units that are standard
- Increased business sales volume

Citizen Participation Plan 91.105(d); 91.115(d)

The City has developed a detailed Citizen Participation Plan, which encourages the participation of all citizens and emphasizes the involvement of low to moderate income persons, particularly where housing and community development funds are spent. The citizen participation process includes a public review period of a minimum of 15 days to obtain citizen input on the City's performance during FY 2016-2016. The Citizen Participation Plan is available for public inspection through the Department, Lakewood's City Clerk's Office, and the Angelo M. Iacoboni Library.

In accordance with the Lakewood Citizen Participation Plan, the following hearing was conducted for the CAPER:

- Public Hearing (Lakewood City Council): September 13, 2016
- 15-Day Public Review Period: August 25, 2016– September 13, 2016

Describe the efforts to provide citizens with reasonable notice and an opportunity to comment on performance reports.

On August 25, 2016, a notice was published in the Press Telegram announcing the public hearing before the Lakewood City Council on September 13, 2016 and announced a 15-day public comment period that will conclude on September 13, 2016. Public hearing notices were also posted in three locations within the City.

The Draft CAPER was available for public review at the following locations:

- Lakewood City Hall, Community Development Department, 5050 Clark Avenue, Lakewood, CA 90712
- Lakewood City Hall, City Clerk's Office, 5050 Clark Avenue, Lakewood, CA 90712
- Angelo M. Iacoboni Library, 4990 N. Clark Avenue, Lakewood, CA 90712

The City welcomed any written recommendations, suggestions, or other input. Any opinions or comments related to the Action Plan were to be addressed to the following person:

Sonia Dias Southwell, AICP
 Director of Community Development
 City of Lakewood
 5050 North Clark Avenue
 Lakewood, CA 90712
 (562) 866-9771 extension 2301

All comments received during the Planning and Environment Commission public hearing and the 30-day comment period will be submitted to City Council for consideration and recommendation prior to being submitted to HUD.

CR-45 - CDBG 91.520(c)

Specify the nature of, and reasons for, any changes in the jurisdiction's program objectives and indications of how the jurisdiction would change its programs as a result of its experiences.

The City of Lakewood will not be changing any of the program objectives as a result of its experiences during FY 2015-2016.

Does this Jurisdiction have any open Brownfields Economic Development Initiative (BEDI) grants?

The City of Lakewood did not have any open Brownfields Economic Development Initiative grants during FY 2015-2016.

[BEDI grantees] Describe accomplishments and program outcomes during the last year.

N/A

REPORTING PERIOD JULY 1, 2015 - JUNE 30, 2016

CDBG	Entitlement	Budgeted	Amount Spent (Expenditure)
	\$539,459	\$1,349,846.89	\$354,752.385

*The actual budgeted amount includes \$695,272.83 in unexpended funds at the end of the previous program year, \$67,804.08 in program income, and \$47,310.98 in funds returned to the City's line of credit.


NARRATIVE CONCERNING USE OF CDBG FUNDS:

- a. All CDBG funds except for Planning/Administration were used for activities that benefited low and moderate income persons.
- b. The City carried out its planned actions described in its Action Plan and followed its HUD approved Consolidated Plan. The City pursued all resources it said it would pursue. The City participates in Mortgage
- c. All of the City's entitlement grant funds were used exclusively for one or more of the three national objectives.
- d. The source of program income is repayment of single-family rehabilitation loans. For FY 2015-2016 actual program income received was \$67,804.08 (\$62,479.05 program income plus \$5,325.03 earned interest).
- e. There was \$67,804.08 in excess program income on hand at June 30, 2016.
- f. The City will carry over approximately \$695,272 of FY 2015-2016 funds into FY 2016-2017. These funds have been budgeted for the Burns Center Improvements. The project is expected to be completed during FY 2016-2017.

CDBG ELIGIBLE AREAS

CAPER FY 2015-2016

2014 CDBG AREA



0 0.5 1 Miles

DATA FROM FY 2014 CDBG GRANTEES AND LMSD BLOCK GROUPS, PLACES, COUNTY SUBDIVISIONS & COUNTIES.
BY HUD OFFICE OF COMMUNITY PLANNING AND DEVELOPMENT

APPENDIX A

Homeless Shelters, Transitional Housing and Permanent Housing within nearby Gateway Cities

Homeless Shelters, Transitional Housing and Permanent Housing Within Nearby Gateway Cities

City	Name of Facility & Address	Target Population	# Emerg. Beds	# Trans. Beds	# Perm. Beds
Bell	The Salvation Army Transitional Housing at Bell Shelter 5600 Rickenbacker Rd., Bldg. 1-E	Adults	0	30	0
Bellflower	Southern California Alcohol & Drug Programs, Inc. Angel Step Too Transitional Housing 16314 Cornuta Ave.	Women and Children of Substance Abuse and Domestic Violence	0	36	0
Carson	Peace & Joy Care Center - Emergency Shelter 1693 E. Del Amo Blvd.	Domestic Violence	40	12	0
Compton	Compton Welfare-Rights Organization Shelter for homeless women and children 4513 E. Compton Blvd.	Families	14	0	0
	Peace & Joy Care Center - Naomi's House Confidential site	Domestic Violence	0	15	0
	Peace & Joy Care Center - Raising Hearts, Hopes and Homes Confidential site	Domestic Violence	0	20	0
	The Shields for Families Project, Inc. Shields Transitional Housing 1415 E. Alondra	Families	0	126	0
	Truevine Community Outreach, Inc. Per Diem Shelter 14513 S. Butler St.	Adult Men	0	6	0
Downey	Southern California Alcohol & Drug Programs, Inc. Positive Steps: Day Treatment 11455 Paramount Blvd. #F	HIV/AIDS w/substance abuse addiction.	0	30	0

City	Name of Facility & Address	Target Population	# Emerg. Beds	# Trans. Beds	# Perm. Beds
	Southern California Alcohol & Drug Programs, Inc. Shelter Plus Care 11500 Paramount Blvd.	Substance Abusers	0	0	200
	Southern California Alcohol & Drug Programs, Inc. La Casita Confidential Site	Families - Substance Abuse	0	30	0
Lakewood	Su Casa Family Crisis & Support Center Su Casa Family Crisis & Support Center - 30 Day Shelter Confidential Site	Domestic Violence	22	0	0
	Su Casa Family Crisis & Support Center Su Casa Family Crisis & Support Center - Trans- itional Housing Confidential Site	Domestic Violence	0	24	0
Long Beach	1736 Family Crisis Center Domestic Violence Shelter Confidential Site	Domestic Violence	0	64	0
	1736 Family Crisis Center Transitional Shelter for Adolescents 2240 Willard St.	Youth	0	12	0
	Boys and Girls Town Runaway & Homeless Youth Program 350 W. Wardlow Rd.	Youth	0	0	0
	Catholic Charities of Los Angeles, Inc. Elizabeth Ann Seton Residence 2241 Williams St.	Families	44	0	0
	Disabled Resources Center, Inc. (DRC) Motel Vouchers Program 2750 East Spring St., Ste 100	Disabled	0	0	0
	Homestead Hospice & Shelter Padua House 940 Atlantic Ave.	HIV/AIDS	0	11	0

City	Name of Facility & Address	Target Population	# Emerg. Beds	# Trans. Beds	# Perm. Beds
	Mental Health Association Homeless Assistance Program 456 Elm Ave.	Mentally Ill	0	0	0
	United States Veterans Initiative, Inc. Villages at Cabrillo 2001 River Ave.	Veterans	102	47	66
	Veterans Affairs Medical Center Health Care for Homeless Veterans 5901 E. 7th Street	Veterans	0	0	0
Lynwood	Missionaries of Charity Queen of Peace Home 10950 California Ave.	Pregnant Women & Teens	12	0	0
Norwalk	Homes for Life Foundation Harvest House 14029 Harvest Ave.	Mentally Ill	0	8	8
	Rio Hondo Temporary Home 12300 4th St., Bldg. 213	Families	85	0	0
	Southern California Alcohol & Drug Programs, Inc. CIDER House Detox Program 11400 Norwalk Blvd. #211	Substance Abusers	25	0	0
	Southern California Alcohol & Drug Programs, Inc. CIDER House Primary Care 11400 Norwalk Blvd., Bldg. 209-211, 313	Substance Abusers	0	75	0
Santa Fe Springs	Los Angeles Centers for Alcohol and Drug Abuse Aftercare Project 10425 S. Painter	Substance Abusers	0	30	0
	Southern California Alcohol & Drug Programs, Inc. Positive Steps Mens Transitional Housing 10113 Harvest Ave.	HIV/AIDS w/substance abuse addiction.	0	6	0
	The Salvation Army Santa Fe Springs, Transitional Living Center 12000 E. Washington	Families	0	68	0

City	Name of Facility & Address	Target Population	# Emerg. Beds	# Trans. Beds	# Perm. Beds
Whittier	Hospitality House Emergency Shelter 7950 S. Pickering Rd.	Adults	17	0	0
	Southern California Alcohol & Drug Programs, Inc. Awakenings Residential Program 12322 Clearglen Ave.	Disabled - Hearing Impaired	0	14	0
	Whittier Area First Day Coalition Social Services Referral Center 12426 Whittier Blvd.	At-Risk	45	0	0
	Women's and Children's Crisis Shelter Emergency Domestic Violence Shelter Confidential Site (PO Box 404)	Domestic Violence	30	0	0
Total Beds:			406	664	274

APPENDIX B

ATTACHMENTS

CDBG FINANCIAL SUMMARY



Office of Community Planning and Development
U.S. Department of Housing and Urban Development
Integrated Disbursement and Information System
PR26 - CDBG Financial Summary Report
Program Year 2015
LAKEWOOD , CA

DATE: 08-17-16
TIME: 19:44
PAGE: 1

PART I: SUMMARY OF CDBG RESOURCES

01 UNEXPENDED CDBG FUNDS AT END OF PREVIOUS PROGRAM YEAR	695,272.83
02 ENTITLEMENT GRANT	539,459.00
03 SURPLUS URBAN RENEWAL	0.00
04 SECTION 108 GUARANTEED LOAN FUNDS	0.00
05 CURRENT YEAR PROGRAM INCOME	67,804.08
05a CURRENT YEAR SECTION 108 PROGRAM INCOME (FOR SI TYPE)	0.00
06 FUNDS RETURNED TO THE LINE-OF-CREDIT	47,310.98
06a FUNDS RETURNED TO THE LOCAL CDBG ACCOUNT	0.00
07 ADJUSTMENT TO COMPUTE TOTAL AVAILABLE	0.00
08 TOTAL AVAILABLE (SUM, LINES 01-07)	1,349,846.89

PART II: SUMMARY OF CDBG EXPENDITURES

09 DISBURSEMENTS OTHER THAN SECTION 108 REPAYMENTS AND PLANNING/ADMINISTRATION	257,887.96
10 ADJUSTMENT TO COMPUTE TOTAL AMOUNT SUBJECT TO LOW/MOD BENEFIT	0.00
11 AMOUNT SUBJECT TO LOW/MOD BENEFIT (LINE 09 + LINE 10)	257,887.96
12 DISBURSED IN IDIS FOR PLANNING/ADMINISTRATION	81,107.89
13 DISBURSED IN IDIS FOR SECTION 108 REPAYMENTS	0.00
14 ADJUSTMENT TO COMPUTE TOTAL EXPENDITURES	0.00
15 TOTAL EXPENDITURES (SUM, LINES 11-14)	338,995.85
16 UNEXPENDED BALANCE (LINE 08 - LINE 15)	1,010,851.04

PART III: LOWMOD BENEFIT THIS REPORTING PERIOD

17 EXPENDED FOR LOW/MOD HOUSING IN SPECIAL AREAS	0.00
18 EXPENDED FOR LOW/MOD MULTI-UNIT HOUSING	0.00
19 DISBURSED FOR OTHER LOW/MOD ACTIVITIES	257,887.96
20 ADJUSTMENT TO COMPUTE TOTAL LOW/MOD CREDIT	0.00
21 TOTAL LOW/MOD CREDIT (SUM, LINES 17-20)	257,887.96
22 PERCENT LOW/MOD CREDIT (LINE 21/LINE 11)	100.00%

LOW/MOD BENEFIT FOR MULTI-YEAR CERTIFICATIONS

23 PROGRAM YEARS(PY) COVERED IN CERTIFICATION	PY: PY: PY:
24 CUMULATIVE NET EXPENDITURES SUBJECT TO LOW/MOD BENEFIT CALCULATION	0.00
25 CUMULATIVE EXPENDITURES BENEFITING LOW/MOD PERSONS	0.00
26 PERCENT BENEFIT TO LOW/MOD PERSONS (LINE 25/LINE 24)	0.00%

PART IV: PUBLIC SERVICE (PS) CAP CALCULATIONS

27 DISBURSED IN IDIS FOR PUBLIC SERVICES	66,707.00
28 PS UNLIQUIDATED OBLIGATIONS AT END OF CURRENT PROGRAM YEAR	0.00
29 PS UNLIQUIDATED OBLIGATIONS AT END OF PREVIOUS PROGRAM YEAR	0.00
30 ADJUSTMENT TO COMPUTE TOTAL PS OBLIGATIONS	0.00
31 TOTAL PS OBLIGATIONS (LINE 27 + LINE 28 - LINE 29 + LINE 30)	66,707.00
32 ENTITLEMENT GRANT	539,459.00
33 PRIOR YEAR PROGRAM INCOME	24,457.23
34 ADJUSTMENT TO COMPUTE TOTAL SUBJECT TO PS CAP	0.00
35 TOTAL SUBJECT TO PS CAP (SUM, LINES 32-34)	563,916.23
36 PERCENT FUNDS OBLIGATED FOR PS ACTIVITIES (LINE 31/LINE 35)	11.83%

PART V: PLANNING AND ADMINISTRATION (PA) CAP

37 DISBURSED IN IDIS FOR PLANNING/ADMINISTRATION	81,107.89
38 PA UNLIQUIDATED OBLIGATIONS AT END OF CURRENT PROGRAM YEAR	0.00
39 PA UNLIQUIDATED OBLIGATIONS AT END OF PREVIOUS PROGRAM YEAR	0.00
40 ADJUSTMENT TO COMPUTE TOTAL PA OBLIGATIONS	0.00
41 TOTAL PA OBLIGATIONS (LINE 37 + LINE 38 - LINE 39 +LINE 40)	81,107.89
42 ENTITLEMENT GRANT	539,459.00
43 CURRENT YEAR PROGRAM INCOME	67,804.08
44 ADJUSTMENT TO COMPUTE TOTAL SUBJECT TO PA CAP	0.00
45 TOTAL SUBJECT TO PA CAP (SUM, LINES 42-44)	607,263.08
46 PERCENT FUNDS OBLIGATED FOR PA ACTIVITIES (LINE 41/LINE 45)	13.36%



Office of Community Planning and Development
U.S. Department of Housing and Urban Development
Integrated Disbursement and Information System
PR26 - CDBG Financial Summary Report
Program Year 2015
LAKEWOOD , CA

DATE: 08-17-16
TIME: 19:44
PAGE: 2

LINE 17 DETAIL: ACTIVITIES TO CONSIDER IN DETERMINING THE AMOUNT TO ENTER ON LINE 17

Report returned no data.

LINE 18 DETAIL: ACTIVITIES TO CONSIDER IN DETERMINING THE AMOUNT TO ENTER ON LINE 18

Report returned no data.

LINE 19 DETAIL: ACTIVITIES INCLUDED IN THE COMPUTATION OF LINE 19

Plan Year	IDIS Project	IDIS Activity	Voucher Number	Activity Name	Matrix Code	National Objective	Drawn Amount
2013	4	287	5905345	Palms Park Improvements	03F	LMA	(\$15,756.53)
2014	4	296	5895413	Burns Center Improvements	03F	LMA	\$6,782.50
2014	4	296	5914900	Burns Center Improvements	03F	LMA	\$10,783.39
2014	4	296	5919948	Burns Center Improvements	03F	LMA	\$8,518.00
2014	4	296	5948662	Burns Center Improvements	03F	LMA	\$82,689.50
					03F	Matrix Code	\$93,016.86
2015	3	308	5892228	Meals on Wheels	05A	LMC	\$5,250.00
2015	3	308	5915707	Meals on Wheels	05A	LMC	\$1,750.00
2015	3	308	5919948	Meals on Wheels	05A	LMC	\$875.00
2015	3	308	5948779	Meals on Wheels	05A	LMC	\$2,625.00
2015	3	311	5892228	Human Services Association	05A	LMC	\$2,250.00
2015	3	311	5915707	Human Services Association	05A	LMC	\$750.00
2015	3	311	5919948	Human Services Association	05A	LMC	\$375.00
2015	3	311	5948779	Human Services Association	05A	LMC	\$1,125.00
					05A	Matrix Code	\$15,000.00
2015	3	306	5892228	Fair Housing	05J	LMC	\$16,853.52
2015	3	306	5915707	Fair Housing	05J	LMC	\$5,617.84
2015	3	306	5919948	Fair Housing	05J	LMC	\$2,808.92
2015	3	306	5948779	Fair Housing	05J	LMC	\$8,426.72
					05J	Matrix Code	\$33,707.00
2015	3	309	5892228	Pathways Volunteer Hospice	05M	LMC	\$4,500.00
2015	3	309	5915707	Pathways Volunteer Hospice	05M	LMC	\$1,500.00
2015	3	309	5919948	Pathways Volunteer Hospice	05M	LMC	\$750.00
2015	3	309	5948779	Pathways Volunteer Hospice	05M	LMC	\$2,250.00
					05M	Matrix Code	\$9,000.00
2015	3	307	5892228	Community Family Guidance	05N	LMC	\$4,500.00
2015	3	307	5915707	Community Family Guidance	05N	LMC	\$1,500.00
2015	3	307	5919948	Community Family Guidance	05N	LMC	\$750.00
2015	3	307	5950510	Community Family Guidance	05N	LMC	\$2,250.00
					05N	Matrix Code	\$9,000.00
2015	2	304	5892228	Rehabilitation Delivery Costs	14H	LMH	\$13,824.68
2015	2	304	5915707	Rehabilitation Delivery Costs	14H	LMH	\$17,013.08
2015	2	304	5919948	Rehabilitation Delivery Costs	14H	LMH	\$6,927.52
2015	2	304	5948779	Rehabilitation Delivery Costs	14H	LMH	\$15,318.66
					14H	Matrix Code	\$53,083.94
2015	1	313	5892228	Code Enforcement	15	LMA	\$25,967.03
2015	1	313	5915707	Code Enforcement	15	LMA	\$8,479.67
2015	1	313	5919948	Code Enforcement	15	LMA	\$3,481.71
2015	1	313	5950510	Code Enforcement	15	LMA	\$7,151.75
					15	Matrix Code	\$45,080.16
Total							\$257,887.96

LINE 27 DETAIL: ACTIVITIES INCLUDED IN THE COMPUTATION OF LINE 27



Office of Community Planning and Development
U.S. Department of Housing and Urban Development
Integrated Disbursement and Information System
PR26 - CDBG Financial Summary Report
Program Year 2015
LAKEWOOD , CA

DATE: 08-17-16
TIME: 19:44
PAGE: 3

Plan Year	IDIS Project	IDIS Activity	Voucher Number	Activity Name	Matrix Code	National Objective	Drawn Amount
2015	3	308	5892228	Meals on Wheels	05A	LMC	\$5,250.00
2015	3	308	5915707	Meals on Wheels	05A	LMC	\$1,750.00
2015	3	308	5919948	Meals on Wheels	05A	LMC	\$875.00
2015	3	308	5948779	Meals on Wheels	05A	LMC	\$2,625.00
2015	3	311	5892228	Human Services Association	05A	LMC	\$2,250.00
2015	3	311	5915707	Human Services Association	05A	LMC	\$750.00
2015	3	311	5919948	Human Services Association	05A	LMC	\$375.00
2015	3	311	5948779	Human Services Association	05A	LMC	\$1,125.00
					05A	Matrix Code	\$15,000.00
2015	3	306	5892228	Fair Housing	05J	LMC	\$16,853.52
2015	3	306	5915707	Fair Housing	05J	LMC	\$5,617.84
2015	3	306	5919948	Fair Housing	05J	LMC	\$2,808.92
2015	3	306	5948779	Fair Housing	05J	LMC	\$8,426.72
					05J	Matrix Code	\$33,707.00
2015	3	309	5892228	Pathways Volunteer Hospice	05M	LMC	\$4,500.00
2015	3	309	5915707	Pathways Volunteer Hospice	05M	LMC	\$1,500.00
2015	3	309	5919948	Pathways Volunteer Hospice	05M	LMC	\$750.00
2015	3	309	5948779	Pathways Volunteer Hospice	05M	LMC	\$2,250.00
					05M	Matrix Code	\$9,000.00
2015	3	307	5892228	Community Family Guidance	05N	LMC	\$4,500.00
2015	3	307	5915707	Community Family Guidance	05N	LMC	\$1,500.00
2015	3	307	5919948	Community Family Guidance	05N	LMC	\$750.00
2015	3	307	5950510	Community Family Guidance	05N	LMC	\$2,250.00
					05N	Matrix Code	\$9,000.00
Total							\$66,707.00

LINE 37 DETAIL: ACTIVITIES INCLUDED IN THE COMPUTATION OF LINE 37

Plan Year	IDIS Project	IDIS Activity	Voucher Number	Activity Name	Matrix Code	National Objective	Drawn Amount
2015	4	312	5892228	Program Administration	21A		\$41,392.26
2015	4	312	5915707	Program Administration	21A		\$15,072.72
2015	4	312	5919948	Program Administration	21A		\$7,232.80
2015	4	312	5950510	Program Administration	21A		\$17,410.11
					21A	Matrix Code	\$81,107.89
Total							\$81,107.89

SUMMARY OF CONSOLIDATED PLAN PROJECTS

U.S. DEPARTMENT OF HOUSING AND
URBAN DEVELOPMENT
OFFICE OF COMMUNITY PLANNING AND
DEVELOPMENT

DATE: 8/17/2016
TIME: 7:34:33 PM
PAGE: 1/4

PR06 - Summary of Consolidated Plan
Projects for Report Year

IDIS

Plan IDIS Year Project	Project Title and Description	Program	Project Estimate	Committed Amount
2015 1	Code Enforcement	Under this program, the City will continue to enforce existing building codes with Community Conservation Officers working in conjunction with the Crime, Public Nuisance, and Property Abatement Team serving CDBG-eligible areas.	CDBG	\$44,644.00 \$51,795.75
2	Rehabilitaion Delivery Costs	Funds for the payment of reasonable administrative costs and carrying charges such as rehabilitation counseling, work specifications, loan processing, site inspections, reporting and all administrative work related to loan and grant processing.	CDBG	\$119,961.00 \$90,400.00
3	Public Services	There are five(5)public services offered to City of Lakewood residents.	CDBG	\$66,707.00 \$68,957.04
4	Program Administration	This program ensures the effective use of limited CDBG funds, per the community's priorities and federal regulations.	CDBG	\$91,590.00 \$116,314.00
5	Burns Center Improvements	This project consists of interior and exterior improvements including bringing the building into ADA compliance, landscaping and hardscaping improvements.	CDBG	\$249,237.00 \$0.00
8	Rehabilitation Delivery Costs	This program provides funds for the payment of reasonable administrative costs and carrying charges such as rehabilitation counseling, work specifications, loan processing, site inspections, reporting, processing loan paybacks and all administrative work related to loan and grant processing.	CDBG	\$119,961.00 \$0.00
18	Fair Housing Program	The City recognizes the effect that discrimination has in limiting housing choice and equal opportunity in renting, selling, and financing housing. In an effort to eliminate discrimination based on race, sex, religion, national origin, disability, or age, Lakewood will continue to contract with a fair housing organization to implement its Fair Housing Program.	CDBG	\$33,707.00 \$0.00
19	Burns Center Improvements		CDBG	\$246,557.00 \$0.00
20	Community Family Guidance	This program provides counseling services for emotionally disturbed children.	CDBG	\$9,000.00 \$0.00
21	Meals on Wheels	This program provides in-home meal delivery to low income, senior, and disabled persons.	CDBG	\$10,500.00 \$0.00
22	Pathways Volunteer Hospice	This program provides in-home non-medical services to terminally ill persons.	CDBG	\$9,000.00 \$0.00
23	Human Services Association	This activity will support senior citizen congregate meals at the Weingart Senior Center and home delivered meals to Lakewood residents.	CDBG	\$4,500.00 \$0.00
24	Planning and Administration	This program ensures the effective use of limited CDBG funds, per the community's priorities and federal regulations. Activities include the preparation of the Consolidated Plan, Action Plan, and Annual Performance Report, and continuous outreach to address the changing needs of the community. Staff is trained on CDBG requirements and future program development.	CDBG	\$91,590.00 \$0.00

U.S. DEPARTMENT OF HOUSING AND
URBAN DEVELOPMENT
OFFICE OF COMMUNITY PLANNING AND
DEVELOPMENT

DATE: 8/17/2016
TIME: 7:34:33 PM
PAGE: 2/4

PR06 - Summary of Consolidated Plan
Projects for Report Year

IDIS

Plan IDIS Year Project	Project Title and Description	Program	Amount Drawn Thru Report Year
2015 1	Code Enforcement	Under this program, the City will continue to enforce existing building codes with Community Conservation Officers working in conjunction with the Crime, Public Nuisance, and Property Abatement Team serving CDBG-eligible areas.	CDBG \$45,080.16
2	Rehabilitaion Delivery Costs	Funds for the payment of reasonable administrative costs and carrying charges such as rehabilitation counseling, work specifications, loan processing, site inspections, reporting and all administrative work related to loan and grant processing.	CDBG \$53,083.94
3	Public Services	There are five(5)public services offered to City of Lakewood residents.	CDBG \$66,707.00
4	Program Administration	This program ensures the effective use of limited CDBG funds, per the community's priorities and federal regulations.	CDBG \$81,107.89
5	Burns Center Improvements	This project consists of interior and exterior improvements including bringing the building into ADA compliance, landscaping and hardscaping improvements.	CDBG \$0.00
8	Rehabilitation Delivery Costs	This program provides funds for the payment of reasonable administrative costs and carrying charges such as rehabilitation counseling, work specifications, loan processing, site inspections, reporting, processing loan paybacks and all administrative work related to loan and grant processing.	CDBG \$0.00
18	Fair Housing Program	The City recognizes the effect that discrimination has in limiting housing choice and equal opportunity in renting, selling, and financing housing. In an effort to eliminate discrimination based on race, sex, religion, national origin, disability, or age, Lakewood will continue to contract with a fair housing organization to implement its Fair Housing Program.	CDBG \$0.00
19	Burns Center Improvements		CDBG \$0.00
20	Community Family Guidance	This program provides counseling services for emotionally disturbed children.	CDBG \$0.00
21	Meals on Wheels	This program provides in-home meal delivery to low income, senior, and disabled persons.	CDBG \$0.00
22	Pathways Volunteer Hospice	This program provides in-home non-medical services to terminally ill persons.	CDBG \$0.00
23	Human Services Association	This activity will support senior citizen congregate meals at the Weingart Senior Center and home delivered meals to Lakewood residents.	CDBG \$0.00
24	Planning and Administration	This program ensures the effective use of limited CDBG funds, per the community's priorities and federal regulations. Activities include the preparation of the Consolidated Plan, Action Plan, and Annual Performance Report, and continuous outreach to address the changing needs of the community. Staff is trained on CDBG requirements and future program development.	CDBG \$0.00

U.S. DEPARTMENT OF HOUSING AND
URBAN DEVELOPMENT
OFFICE OF COMMUNITY PLANNING AND
DEVELOPMENT

DATE: 8/17/2016
TIME: 7:34:33 PM
PAGE: 3/4

PR06 - Summary of Consolidated Plan
Projects for Report Year

IDIS

Plan IDIS Year Project	Project Title and Description	Program	Amount Available to Draw
2015 1	Code Enforcement	Under this program, the City will continue to enforce existing building codes with Community Conservation Officers working in conjunction with the Crime, Public Nuisance, and Property Abatement Team serving CDBG-eligible areas.	CDBG \$6,715.59
2	Rehabilitaion Delivery Costs	Funds for the payment of reasonable administrative costs and carrying charges such as rehabilitation counseling, work specifications, loan processing, site inspections, reporting and all administrative work related to loan and grant processing.	CDBG \$37,316.06
3	Public Services	There are five(5)public services offered to City of Lakewood residents.	CDBG \$2,250.04
4	Program Administration	This program ensures the effective use of limited CDBG funds, per the community's priorities and federal regulations.	CDBG \$35,206.11
5	Burns Center Improvements	This project consists of interior and exterior improvements including bringing the building into ADA compliance, landscaping and hardscaping improvements.	CDBG \$0.00
8	Rehabilitation Delivery Costs	This program provides funds for the payment of reasonable administrative costs and carrying charges such as rehabilitation counseling, work specifications, loan processing, site inspections, reporting, processing loan paybacks and all administrative work related to loan and grant processing.	CDBG \$0.00
18	Fair Housing Program	The City recognizes the effect that discrimination has in limiting housing choice and equal opportunity in renting, selling, and financing housing. In an effort to eliminate discrimination based on race, sex, religion, national origin, disability, or age, Lakewood will continue to contract with a fair housing organization to implement its Fair Housing Program.	CDBG \$0.00
19	Burns Center Improvements		CDBG \$0.00
20	Community Family Guidance	This program provides counseling services for emotionally disturbed children.	CDBG \$0.00
21	Meals on Wheels	This program provides in-home meal delivery to low income, senior, and disabled persons.	CDBG \$0.00
22	Pathways Volunteer Hospice	This program provides in-home non-medical services to terminally ill persons.	CDBG \$0.00
23	Human Services Association	This activity will support senior citizen congregate meals at the Weingart Senior Center and home delivered meals to Lakewood residents.	CDBG \$0.00
24	Planning and Administration	This program ensures the effective use of limited CDBG funds, per the community's priorities and federal regulations. Activities include the preparation of the Consolidated Plan, Action Plan, and Annual Performance Report, and continuous outreach to address the changing needs of the community. Staff is trained on CDBG requirements and future program development.	CDBG \$0.00

U.S. DEPARTMENT OF HOUSING AND
URBAN DEVELOPMENT
OFFICE OF COMMUNITY PLANNING AND
DEVELOPMENT

DATE: 8/17/2016
TIME: 7:34:33 PM
PAGE: 4/4

PR06 - Summary of Consolidated Plan
Projects for Report Year

IDIS

Plan IDIS Year Project	Project Title and Description	Program	Amount Drawn in Report Year
2015 1	Code Enforcement	Under this program, the City will continue to enforce existing building codes with Community Conservation Officers working in conjunction with the Crime, Public Nuisance, and Property Abatement Team serving CDBG-eligible areas.	CDBG \$45,080.16
2	Rehabilitaion Delivery Costs	Funds for the payment of reasonable administrative costs and carrying charges such as rehabilitation counseling, work specifications, loan processing, site inspections, reporting and all administrative work related to loan and grant processing.	CDBG \$53,083.94
3	Public Services	There are five(5)public services offered to City of Lakewood residents.	CDBG \$66,707.00
4	Program Administration	This program ensures the effective use of limited CDBG funds, per the community's priorities and federal regulations.	CDBG \$81,107.89
5	Burns Center Improvements	This project consists of interior and exterior improvements including bringing the building into ADA compliance, landscaping and hardscaping improvements.	CDBG \$0.00
8	Rehabilitation Delivery Costs	This program provides funds for the payment of reasonable administrative costs and carrying charges such as rehabilitation counseling, work specifications, loan processing, site inspections, reporting, processing loan paybacks and all administrative work related to loan and grant processing.	CDBG \$0.00
18	Fair Housing Program	The City recognizes the effect that discrimination has in limiting housing choice and equal opportunity in renting, selling, and financing housing. In an effort to eliminate discrimination based on race, sex, religion, national origin, disability, or age, Lakewood will continue to contract with a fair housing organization to implement its Fair Housing Program.	CDBG \$0.00
19	Burns Center Improvements		CDBG \$0.00
20	Community Family Guidance	This program provides counseling services for emotionally disturbed children.	CDBG \$0.00
21	Meals on Wheels	This program provides in-home meal delivery to low income, senior, and disabled persons.	CDBG \$0.00
22	Pathways Volunteer Hospice	This program provides in-home non-medical services to terminally ill persons.	CDBG \$0.00
23	Human Services Association	This activity will support senior citizen congregate meals at the Weingart Senior Center and home delivered meals to Lakewood residents.	CDBG \$0.00
24	Planning and Administration	This program ensures the effective use of limited CDBG funds, per the community's priorities and federal regulations. Activities include the preparation of the Consolidated Plan, Action Plan, and Annual Performance Report, and continuous outreach to address the changing needs of the community. Staff is trained on CDBG requirements and future program development.	CDBG \$0.00

CDBG ACTIVITY SUMMARY REPORT



U.S. Department of Housing and Urban Development
Office of Community Planning and Development
Integrated Disbursement and Information System
CDBG Activity Summary Report (GPR) for Program Year 2015
LAKEWOOD

Date: 17-Aug-2016
Time: 19:38
Page: 1

PGM Year: 2013
Project: 0004 - Palms Park Improvements
IDIS Activity: 287 - Palms Park Improvements

Status: Canceled 3/17/2016 6:10:08 PM
Location: 12305 207th St Lakewood, CA 90715-1638

Objective: Create suitable living environments
Outcome: Availability/accessibility
Matrix Code: Parks, Recreational Facilities (03F)

National Objective: LMA

Initial Funding Date: 10/31/2013

Description:

This project will provide for the replacing of windows, refurbishing the lobby, applying an anti-graffiti coating to gymnasium masonry walls, replacing the flooring in the gymnasium and renovating the existing parking lot to comply with ADA standards.

Financing

	Fund Type	Grant Year	Grant	Funded Amount	Drawn In Program Year	Drawn Thru Program Year
CDBG	EN	2013	B13MC060521		\$0.00	\$15,756.53
		2014	B14MC060521		(\$15,756.53)	(\$15,756.53)
Total	Total			\$0.00	(\$15,756.53)	\$0.00

Proposed Accomplishments

Public Facilities : 1
Total Population in Service Area: 4,843
Census Tract Percent Low / Mod: 30.00

Annual Accomplishments

No data returned for this view. This might be because the applied filter excludes all data.



U.S. Department of Housing and Urban Development
Office of Community Planning and Development
Integrated Disbursement and Information System
CDBG Activity Summary Report (GPR) for Program Year 2015
LAKEWOOD

Date: 17-Aug-2016
Time: 19:38
Page: 2

PGM Year: 2014
Project: 0004 - Burns Center Improvements
IDIS Activity: 296 - Burns Center Improvements

Status: Open
Location: 5510 Clark Ave Lakewood, CA 90712-1905

Objective: Create suitable living environments
Outcome: Availability/accessibility
Matrix Code: Parks, Recreational Facilities (03F)

National Objective: LMA

Initial Funding Date: 12/23/2014

Description:

This project provides for necessary replacement of brick pavers and concrete hardscape walkways due to the uplifting of tree roots, displacement and damage. In addition, this project will also fund the renovation of landscaping, irrigation system repair replacement and other improvements needed due to current hardscape uplifting.

Financing

	Fund Type	Grant Year	Grant	Funded Amount	Drawn In Program Year	Drawn Thru Program Year
CDBG	EN	Pre-2015		\$187,328.00	\$0.00	\$0.00
		2013	B13MC060521		\$31,554.45	\$31,554.45
		2014	B14MC060521		\$77,218.94	\$77,218.94
Total	Total			\$187,328.00	\$108,773.39	\$108,773.39

Proposed Accomplishments

Public Facilities : 2
Total Population in Service Area: 2,720
Census Tract Percent Low / Mod: 97.80

Annual Accomplishments

Years	Accomplishment Narrative	# Benefitting
2014		



U.S. Department of Housing and Urban Development
Office of Community Planning and Development
Integrated Disbursement and Information System
CDBG Activity Summary Report (GPR) for Program Year 2015
LAKEWOOD

Date: 17-Aug-2016
Time: 19:38
Page: 3

PGM Year: 2014
Project: 0005 - Public Services
IDIS Activity: 297 - Fair Housing

Status: Completed 9/28/2015 12:00:00 AM
Location: 5050 Clark Ave Lakewood, CA 90712-2603

Objective: Create suitable living environments
Outcome: Availability/accessibility
Matrix Code: Fair Housing Activities (if CDGS, then subject to 15% cap) (05J)

National Objective: LMC

Initial Funding Date: 12/23/2014

Description:

The Fair Housing Consultant provides information on tenant-landlord rights and advocacy.

Financing

	Fund Type	Grant Year	Grant	Funded Amount	Drawn In Program Year	Drawn Thru Program Year
CDBG	EN	Pre-2015		\$33,707.00	\$0.00	\$0.00
		2013	B13MC060521		\$0.00	\$28,089.20
		2014	B14MC060521		\$0.00	\$5,617.80
Total	Total			\$33,707.00	\$0.00	\$33,707.00

Proposed Accomplishments

People (General) : 250

Actual Accomplishments

Number assisted:

	Owner		Renter		Total		Person	
	Total	Hispanic	Total	Hispanic	Total	Hispanic	Total	Hispanic
White:	0	0	0	0	0	0	147	59
Black/African American:	0	0	0	0	0	0	64	0
Asian:	0	0	0	0	0	0	4	0
American Indian/Alaskan Native:	0	0	0	0	0	0	0	0
Native Hawaiian/Other Pacific Islander:	0	0	0	0	0	0	0	0
American Indian/Alaskan Native & White:	0	0	0	0	0	0	0	0
Asian White:	0	0	0	0	0	0	1	0
Black/African American & White:	0	0	0	0	0	0	1	0
American Indian/Alaskan Native & Black/African American:	0	0	0	0	0	0	0	0
Other multi-racial:	0	0	0	0	0	0	36	0
Asian/Pacific Islander:	0	0	0	0	0	0	0	0
Hispanic:	0	0	0	0	0	0	0	0
Total:	0	0	0	0	0	0	253	59



U.S. Department of Housing and Urban Development
Office of Community Planning and Development
Integrated Disbursement and Information System
CDBG Activity Summary Report (GPR) for Program Year 2015
LAKEWOOD

Date: 17-Aug-2016
Time: 19:38
Page: 4

Female-headed Households: 0 0 0

Income Category:

	Owner	Renter	Total	Person
Extremely Low	0	0	0	68
Low Mod	0	0	0	123
Moderate	0	0	0	62
Non Low Moderate	0	0	0	0
Total	0	0	0	253
Percent Low/Mod				100.0%

Annual Accomplishments

Years	Accomplishment Narrative	# Benefitting
2014	Project has been completed	



U.S. Department of Housing and Urban Development
Office of Community Planning and Development
Integrated Disbursement and Information System
CDBG Activity Summary Report (GPR) for Program Year 2015
LAKEWOOD

Date: 17-Aug-2016
Time: 19:38
Page: 5

PGM Year: 2014
Project: 0005 - Public Services
IDIS Activity: 298 - Community Family Guidance

Status: Completed 9/28/2015 12:00:00 AM
Location: 10929 South St Ste 208B Cerritos, CA 90703-5368

Objective: Create suitable living environments
Outcome: Availability/accessibility
Matrix Code: Public Services (General) (05)

National Objective: LMC

Initial Funding Date: 12/23/2014

Description:

This program provides counseling services for emotionally disturbed children.

Financing

	Fund Type	Grant Year	Grant	Funded Amount	Drawn In Program Year	Drawn Thru Program Year
CDBG	EN	Pre-2015		\$9,000.00	\$0.00	\$0.00
		2013	B13MC060521		\$0.00	\$7,500.00
		2014	B14MC060521		\$0.00	\$1,500.00
Total	Total			\$9,000.00	\$0.00	\$9,000.00

Proposed Accomplishments

People (General) : 24

Actual Accomplishments

Number assisted:

	Owner		Renter		Total		Person	
	Total	Hispanic	Total	Hispanic	Total	Hispanic	Total	Hispanic
White:	0	0	0	0	0	0	15	0
Black/African American:	0	0	0	0	0	0	8	0
Asian:	0	0	0	0	0	0	0	0
American Indian/Alaskan Native:	0	0	0	0	0	0	0	0
Native Hawaiian/Other Pacific Islander:	0	0	0	0	0	0	0	0
American Indian/Alaskan Native & White:	0	0	0	0	0	0	0	0
Asian White:	0	0	0	0	0	0	0	0
Black/African American & White:	0	0	0	0	0	0	1	0
American Indian/Alaskan Native & Black/African American:	0	0	0	0	0	0	0	0
Other multi-racial:	0	0	0	0	0	0	42	21
Asian/Pacific Islander:	0	0	0	0	0	0	0	0
Hispanic:	0	0	0	0	0	0	0	0
Total:	0	0	0	0	0	0	66	21



U.S. Department of Housing and Urban Development
Office of Community Planning and Development
Integrated Disbursement and Information System
CDBG Activity Summary Report (GPR) for Program Year 2015
LAKEWOOD

Date: 17-Aug-2016
Time: 19:38
Page: 6

Female-headed Households: 0 0 0

Income Category:

	Owner	Renter	Total	Person
Extremely Low	0	0	0	52
Low Mod	0	0	0	9
Moderate	0	0	0	5
Non Low Moderate	0	0	0	0
Total	0	0	0	66
Percent Low/Mod				100.0%

Annual Accomplishments

Years	Accomplishment Narrative	# Benefitting
2014	Project is complete	



U.S. Department of Housing and Urban Development
Office of Community Planning and Development
Integrated Disbursement and Information System
CDBG Activity Summary Report (GPR) for Program Year 2015
LAKEWOOD

Date: 17-Aug-2016
Time: 19:38
Page: 7

PGM Year:	2014					
Project:	0005 - Public Services					
IDIS Activity:	299 - Meals On Wheels					
Status:	Completed 9/28/2015 12:00:00 AM	Objective:	Create suitable living environments			
Location:	5510 Clark Ave Lakewood, CA 90712-1905	Outcome:	Sustainability			
		Matrix Code:	Public Services (General) (05)	National Objective:	LMC	

Initial Funding Date: 12/23/2014

Description:

This program provides in-home meal delivery to low income, senior, and disabled persons.

Financing

	Fund Type	Grant Year	Grant	Funded Amount	Drawn In Program Year	Drawn Thru Program Year
CDBG	EN	Pre-2015		\$10,500.00	\$0.00	\$0.00
		2013	B13MC060521		\$0.00	\$8,750.00
		2014	B14MC060521		\$0.00	\$1,750.00
Total	Total			\$10,500.00	\$0.00	\$10,500.00

Proposed Accomplishments

People (General) : 100

Actual Accomplishments

Number assisted:

	Owner		Renter		Total		Person	
	Total	Hispanic	Total	Hispanic	Total	Hispanic	Total	Hispanic
White:	0	0	0	0	0	0	118	5
Black/African American:	0	0	0	0	0	0	5	0
Asian:	0	0	0	0	0	0	5	0
American Indian/Alaskan Native:	0	0	0	0	0	0	1	0
Native Hawaiian/Other Pacific Islander:	0	0	0	0	0	0	0	0
American Indian/Alaskan Native & White:	0	0	0	0	0	0	2	0
Asian White:	0	0	0	0	0	0	3	0
Black/African American & White:	0	0	0	0	0	0	1	0
American Indian/Alaskan Native & Black/African American:	0	0	0	0	0	0	0	0
Other multi-racial:	0	0	0	0	0	0	10	3
Asian/Pacific Islander:	0	0	0	0	0	0	0	0
Hispanic:	0	0	0	0	0	0	0	0
Total:	0	0	0	0	0	0	145	8



U.S. Department of Housing and Urban Development
Office of Community Planning and Development
Integrated Disbursement and Information System
CDBG Activity Summary Report (GPR) for Program Year 2015
LAKEWOOD

Date: 17-Aug-2016
Time: 19:38
Page: 8

Female-headed Households: 0 0 0

Income Category:

	Owner	Renter	Total	Person
Extremely Low	0	0	0	52
Low Mod	0	0	0	66
Moderate	0	0	0	12
Non Low Moderate	0	0	0	15
Total	0	0	0	145
Percent Low/Mod				89.7%

Annual Accomplishments

Years	Accomplishment Narrative	# Benefitting
2014	Project has been completed	



U.S. Department of Housing and Urban Development
Office of Community Planning and Development
Integrated Disbursement and Information System
CDBG Activity Summary Report (GPR) for Program Year 2015
LAKEWOOD

Date: 17-Aug-2016
Time: 19:38
Page: 9

PGM Year: 2014
Project: 0005 - Public Services
IDIS Activity: 300 - Pathways Volunteer Hospice

Status: Completed 9/28/2015 12:00:00 AM
Location: 3701 Michelson St Lakewood, CA 90712-1402

Objective: Create suitable living environments
Outcome: Sustainability
Matrix Code: Public Services (General) (05)
National Objective: LMC

Initial Funding Date: 12/23/2014

Description:

This program provides in-home non-medical services to terminally ill persons.

Financing

	Fund Type	Grant Year	Grant	Funded Amount	Drawn In Program Year	Drawn Thru Program Year
CDBG	EN	Pre-2015		\$9,000.00	\$0.00	\$0.00
		2013	B13MC060521		\$0.00	\$6,750.00
		2014	B14MC060521		\$0.00	\$2,250.00
Total	Total			\$9,000.00	\$0.00	\$9,000.00

Proposed Accomplishments

People (General) : 20

Actual Accomplishments

Number assisted:

	Owner		Renter		Total		Person	
	Total	Hispanic	Total	Hispanic	Total	Hispanic	Total	Hispanic
White:	0	0	0	0	0	0	35	0
Black/African American:	0	0	0	0	0	0	0	0
Asian:	0	0	0	0	0	0	2	0
American Indian/Alaskan Native:	0	0	0	0	0	0	0	0
Native Hawaiian/Other Pacific Islander:	0	0	0	0	0	0	0	0
American Indian/Alaskan Native & White:	0	0	0	0	0	0	0	0
Asian White:	0	0	0	0	0	0	0	0
Black/African American & White:	0	0	0	0	0	0	0	0
American Indian/Alaskan Native & Black/African American:	0	0	0	0	0	0	0	0
Other multi-racial:	0	0	0	0	0	0	9	2
Asian/Pacific Islander:	0	0	0	0	0	0	0	0
Hispanic:	0	0	0	0	0	0	0	0
Total:	0	0	0	0	0	0	46	2



U.S. Department of Housing and Urban Development
Office of Community Planning and Development
Integrated Disbursement and Information System
CDBG Activity Summary Report (GPR) for Program Year 2015
LAKEWOOD

Date: 17-Aug-2016

Time: 19:38

Page: 10

Female-headed Households:

0 0 0

Income Category:

	Owner	Renter	Total	Person
Extremely Low	0	0	0	11
Low Mod	0	0	0	12
Moderate	0	0	0	17
Non Low Moderate	0	0	0	6
Total	0	0	0	46
Percent Low/Mod				87.0%

Annual Accomplishments

Years	Accomplishment Narrative	# Benefitting
2014	Project has been completed	



U.S. Department of Housing and Urban Development
Office of Community Planning and Development
Integrated Disbursement and Information System
CDBG Activity Summary Report (GPR) for Program Year 2015
LAKEWOOD

Date: 17-Aug-2016
Time: 19:38
Page: 11

PGM Year: 2014
Project: 0005 - Public Services
IDIS Activity: 301 - Human Services Association

Status: Completed 9/28/2015 12:00:00 AM
Location: 6800 Florence Ave Bell Gardens, CA 90201-4957

Objective: Create suitable living environments
Outcome: Sustainability
Matrix Code: Public Services (General) (05)

National Objective: LMC

Initial Funding Date: 12/23/2014

Description:

This activity will support senior citizen congregate meals at the Weingart Senior Center and home delivered meals to Lakewood residents.

Financing

	Fund Type	Grant Year	Grant	Funded Amount	Drawn In Program Year	Drawn Thru Program Year
CDBG	EN	Pre-2015		\$4,500.00	\$0.00	\$0.00
		2013	B13MC060521		\$0.00	\$3,750.00
		2014	B14MC060521		\$0.00	\$750.00
Total	Total			\$4,500.00	\$0.00	\$4,500.00

Proposed Accomplishments

People (General) : 45

Actual Accomplishments

Number assisted:

	Owner		Renter		Total		Person	
	Total	Hispanic	Total	Hispanic	Total	Hispanic	Total	Hispanic
White:	0	0	0	0	0	0	32	1
Black/African American:	0	0	0	0	0	0	6	0
Asian:	0	0	0	0	0	0	5	0
American Indian/Alaskan Native:	0	0	0	0	0	0	1	0
Native Hawaiian/Other Pacific Islander:	0	0	0	0	0	0	4	0
American Indian/Alaskan Native & White:	0	0	0	0	0	0	1	0
Asian White:	0	0	0	0	0	0	1	0
Black/African American & White:	0	0	0	0	0	0	0	0
American Indian/Alaskan Native & Black/African American:	0	0	0	0	0	0	0	0
Other multi-racial:	0	0	0	0	0	0	11	7
Asian/Pacific Islander:	0	0	0	0	0	0	0	0
Hispanic:	0	0	0	0	0	0	0	0
Total:	0	0	0	0	0	0	61	8



U.S. Department of Housing and Urban Development
Office of Community Planning and Development
Integrated Disbursement and Information System
CDBG Activity Summary Report (GPR) for Program Year 2015
LAKEWOOD

Date: 17-Aug-2016
Time: 19:38
Page: 12

Female-headed Households: 0 0 0

Income Category:

	Owner	Renter	Total	Person
Extremely Low	0	0	0	43
Low Mod	0	0	0	10
Moderate	0	0	0	4
Non Low Moderate	0	0	0	4
Total	0	0	0	61
Percent Low/Mod				93.4%

Annual Accomplishments

Years	Accomplishment Narrative	# Benefitting
2014	Project has been completed.	



U.S. Department of Housing and Urban Development
Office of Community Planning and Development
Integrated Disbursement and Information System
CDBG Activity Summary Report (GPR) for Program Year 2015
LAKEWOOD

Date: 17-Aug-2016
Time: 19:38
Page: 13

PGM Year:	2015				
Project:	0002 - Rehabilitaion Delivery Costs				
IDIS Activity:	304 - Rehabilitation Delivery Costs				
Status:	Open	Objective:	Create suitable living environments		
Location:	5050 Clark Ave Lakewood, CA 90712-2603	Outcome:	Availability/accessibility		
		Matrix Code:	Rehabilitation Administration (14H)	National Objective:	LMH

Initial Funding Date: 01/26/2016

Description:

Funds for the payment of reasonable administrative costs and carrying charges such as rehabilitation counseling, work specifications, loan processing, site inspections, reporting and all administrative work related to loan and grant processing.

Financing

	Fund Type	Grant Year	Grant	Funded Amount	Drawn In Program Year	Drawn Thru Program Year
CDBG	EN	Pre-2015		\$39,259.26	\$0.00	\$0.00
		2014	B14MC060521		\$39,259.26	\$39,259.26
		2015	B15MC060521	\$51,140.74	\$13,824.68	\$13,824.68
Total	Total			\$90,400.00	\$53,083.94	\$53,083.94

Proposed Accomplishments

Housing Units : 2

Actual Accomplishments

Number assisted:

	Owner		Renter		Total		Person	
	Total	Hispanic	Total	Hispanic	Total	Hispanic	Total	Hispanic
White:	0	0	0	0	0	0		0
Black/African American:	2	0	0	0	2	0	0	0
Asian:	0	0	0	0	0	0	0	0
American Indian/Alaskan Native:	0	0	0	0	0	0	0	0
Native Hawaiian/Other Pacific Islander:	0	0	0	0	0	0	0	0
American Indian/Alaskan Native & White:	0	0	0	0	0	0	0	0
Asian White:	0	0	0	0	0	0	0	0
Black/African American & White:	0	0	0	0	0	0	0	0
American Indian/Alaskan Native & Black/African American:	0	0	0	0	0	0	0	0
Other multi-racial:	0	0	0	0	0	0	0	0
Asian/Pacific Islander:	0	0	0	0	0	0	0	0
Hispanic:	0	0	0	0	0	0	0	0
Total:	2	0	0	0	2	0	0	0



U.S. Department of Housing and Urban Development
Office of Community Planning and Development
Integrated Disbursement and Information System
CDBG Activity Summary Report (GPR) for Program Year 2015
LAKEWOOD

Date: 17-Aug-2016
Time: 19:38
Page: 14

Female-headed Households: 2 0 2

Income Category:

	Owner	Renter	Total	Person
Extremely Low	2	0	2	0
Low Mod	0	0	0	0
Moderate	0	0	0	0
Non Low Moderate	0	0	0	0
Total	2	0	2	0
Percent Low/Mod	100.0%		100.0%	

Annual Accomplishments

Years	Accomplishment Narrative	# Benefitting
2015		



U.S. Department of Housing and Urban Development
Office of Community Planning and Development
Integrated Disbursement and Information System
CDBG Activity Summary Report (GPR) for Program Year 2015
LAKEWOOD

Date: 17-Aug-2016
Time: 19:38
Page: 15

PGM Year: 2015
Project: 0003 - Public Services
IDIS Activity: 306 - Fair Housing

Status: Open
Location: 5050 Clark Ave Lakewood, CA 90712-2603
Objective: Create suitable living environments
Outcome: Availability/accessibility
Matrix Code: Fair Housing Activities (if CDGS, then subject to 15% cap) (05J)
National Objective: LMC

Initial Funding Date: 01/25/2016

Description:

The Fair Housing Consultant provides information on tenant-landlord rights and advocacy.

Financing

	Fund Type	Grant Year	Grant	Funded Amount	Drawn In Program Year	Drawn Thru Program Year
CDBG	EN	Pre-2015		\$16,853.48	\$0.00	\$0.00
		2014	B14MC060521		\$16,853.48	\$16,853.48
		2015	B15MC060521	\$16,853.56	\$16,853.52	\$16,853.52
Total	Total			\$33,707.04	\$33,707.00	\$33,707.00

Proposed Accomplishments

People (General) : 500

Actual Accomplishments

Number assisted:

	Owner		Renter		Total		Person	
	Total	Hispanic	Total	Hispanic	Total	Hispanic	Total	Hispanic
White:	0	0	0	0	0	0	196	18
Black/African American:	0	0	0	0	0	0	158	0
Asian:	0	0	0	0	0	0	22	0
American Indian/Alaskan Native:	0	0	0	0	0	0	0	0
Native Hawaiian/Other Pacific Islander:	0	0	0	0	0	0	2	0
American Indian/Alaskan Native & White:	0	0	0	0	0	0	0	0
Asian White:	0	0	0	0	0	0	0	0
Black/African American & White:	0	0	0	0	0	0	2	0
American Indian/Alaskan Native & Black/African American:	0	0	0	0	0	0	0	0
Other multi-racial:	0	0	0	0	0	0	120	104
Asian/Pacific Islander:	0	0	0	0	0	0	0	0
Hispanic:	0	0	0	0	0	0	0	0
Total:	0	0	0	0	0	0	500	122



U.S. Department of Housing and Urban Development
Office of Community Planning and Development
Integrated Disbursement and Information System
CDBG Activity Summary Report (GPR) for Program Year 2015
LAKEWOOD

Date: 17-Aug-2016
Time: 19:38
Page: 16

Female-headed Households:

0 0 0

Income Category:

	Owner	Renter	Total	Person
Extremely Low	0	0	0	258
Low Mod	0	0	0	126
Moderate	0	0	0	116
Non Low Moderate	0	0	0	0
Total	0	0	0	500
Percent Low/Mod				100.0%

Annual Accomplishments

Years	Accomplishment Narrative	# Benefitting
2015		



U.S. Department of Housing and Urban Development
Office of Community Planning and Development
Integrated Disbursement and Information System
CDBG Activity Summary Report (GPR) for Program Year 2015
LAKEWOOD

Date: 17-Aug-2016
Time: 19:38
Page: 17

PGM Year: 2015
Project: 0003 - Public Services
IDIS Activity: 307 - Community Family Guidance

Status: Open
Location: 5050 Clark Ave Lakewood, CA 90712-2603

Objective: Create suitable living environments
Outcome: Availability/accessibility
Matrix Code: Abused and Neglected Children (05N) **National Objective:** LMC

Initial Funding Date: 02/01/2016

Description:

This program provides counseling services for emotionally disturbed children.

Financing

	Fund Type	Grant Year	Grant	Funded Amount	Drawn In Program Year	Drawn Thru Program Year
CDBG	EN	Pre-2015		\$6,750.00	\$0.00	\$0.00
		2014	B14MC060521		\$4,500.00	\$4,500.00
		2015	B15MC060521	\$4,500.00	\$4,500.00	\$4,500.00
Total	Total			\$11,250.00	\$9,000.00	\$9,000.00

Proposed Accomplishments

People (General) : 48

Actual Accomplishments

Number assisted:

	Owner		Renter		Total		Person	
	Total	Hispanic	Total	Hispanic	Total	Hispanic	Total	Hispanic
White:	0	0	0	0	0	0		0
Black/African American:	0	0	0	0	0	0	0	0
Asian:	0	0	0	0	0	0	0	0
American Indian/Alaskan Native:	0	0	0	0	0	0	0	0
Native Hawaiian/Other Pacific Islander:	0	0	0	0	0	0	0	0
American Indian/Alaskan Native & White:	0	0	0	0	0	0	0	0
Asian White:	0	0	0	0	0	0	0	0
Black/African American & White:	0	0	0	0	0	0	0	0
American Indian/Alaskan Native & Black/African American:	0	0	0	0	0	0	0	0
Other multi-racial:	0	0	0	0	0	0	0	0
Asian/Pacific Islander:	0	0	0	0	0	0	0	0
Hispanic:	0	0	0	0	0	0	0	0
Total:	0	0	0	0	0	0	0	0



U.S. Department of Housing and Urban Development
Office of Community Planning and Development
Integrated Disbursement and Information System
CDBG Activity Summary Report (GPR) for Program Year 2015
LAKEWOOD

Date: 17-Aug-2016
Time: 19:38
Page: 18

Female-headed Households:

0 0 0

Income Category:

	Owner	Renter	Total	Person
Extremely Low	0	0	0	0
Low Mod	0	0	0	0
Moderate	0	0	0	0
Non Low Moderate	0	0	0	0
Total	0	0	0	0

Percent Low/Mod

Annual Accomplishments

No data returned for this view. This might be because the applied filter excludes all data.



U.S. Department of Housing and Urban Development
Office of Community Planning and Development
Integrated Disbursement and Information System
CDBG Activity Summary Report (GPR) for Program Year 2015
LAKEWOOD

Date: 17-Aug-2016
Time: 19:38
Page: 19

PGM Year: 2015
Project: 0003 - Public Services
IDIS Activity: 308 - Meals on Wheels

Status: Open
Location: 5050 Clark Ave Lakewood, CA 90712-2603

Objective: Create suitable living environments
Outcome: Availability/accessibility
Matrix Code: Senior Services (05A)

National Objective: LMC

Initial Funding Date: 01/25/2016

Description:

This program provides in-home meal delivery to low income, senior, and disabled persons.

Financing

	Fund Type	Grant Year	Grant	Funded Amount	Drawn In Program Year	Drawn Thru Program Year
CDBG	EN	Pre-2015		\$5,250.00	\$0.00	\$0.00
		2014	B14MC060521		\$5,250.00	\$5,250.00
		2015	B15MC060521	\$5,250.00	\$5,250.00	\$5,250.00
Total	Total			\$10,500.00	\$10,500.00	\$10,500.00

Proposed Accomplishments

People (General) : 200

Actual Accomplishments

Number assisted:

	Owner		Renter		Total		Person	
	Total	Hispanic	Total	Hispanic	Total	Hispanic	Total	Hispanic
White:	0	0	0	0	0	0	146	12
Black/African American:	0	0	0	0	0	0	10	0
Asian:	0	0	0	0	0	0	10	0
American Indian/Alaskan Native:	0	0	0	0	0	0	2	0
Native Hawaiian/Other Pacific Islander:	0	0	0	0	0	0	0	0
American Indian/Alaskan Native & White:	0	0	0	0	0	0	6	0
Asian White:	0	0	0	0	0	0	6	0
Black/African American & White:	0	0	0	0	0	0	0	0
American Indian/Alaskan Native & Black/African American:	0	0	0	0	0	0	0	0
Other multi-racial:	0	0	0	0	0	0	20	0
Asian/Pacific Islander:	0	0	0	0	0	0	0	0
Hispanic:	0	0	0	0	0	0	0	0
Total:	0	0	0	0	0	0	200	12



U.S. Department of Housing and Urban Development
Office of Community Planning and Development
Integrated Disbursement and Information System
CDBG Activity Summary Report (GPR) for Program Year 2015
LAKEWOOD

Date: 17-Aug-2016
Time: 19:38
Page: 20

Female-headed Households:

0 0 0

Income Category:

	Owner	Renter	Total	Person
Extremely Low	0	0	0	64
Low Mod	0	0	0	94
Moderate	0	0	0	12
Non Low Moderate	0	0	0	30
Total	0	0	0	200
Percent Low/Mod				85.0%

Annual Accomplishments

Years	Accomplishment Narrative	# Benefitting
2015		



U.S. Department of Housing and Urban Development
Office of Community Planning and Development
Integrated Disbursement and Information System
CDBG Activity Summary Report (GPR) for Program Year 2015
LAKEWOOD

Date: 17-Aug-2016
Time: 19:38
Page: 21

PGM Year: 2015
Project: 0003 - Public Services
IDIS Activity: 309 - Pathways Volunteer Hospice

Status: Open
Location: 5050 Clark Ave Lakewood, CA 90712-2603

Objective: Create suitable living environments
Outcome: Availability/accessibility
Matrix Code: Health Services (05M)

National Objective: LMC

Initial Funding Date: 01/25/2016

Description:

This program provides in-home non-medical services to terminally ill persons.

Financing

	Fund Type	Grant Year	Grant	Funded Amount	Drawn In Program Year	Drawn Thru Program Year
CDBG	EN	Pre-2015		\$4,500.00	\$0.00	\$0.00
		2014	B14MC060521		\$4,500.00	\$4,500.00
		2015	B15MC060521	\$4,500.00	\$4,500.00	\$4,500.00
Total	Total			\$9,000.00	\$9,000.00	\$9,000.00

Proposed Accomplishments

People (General) : 40

Actual Accomplishments

Number assisted:

	Owner		Renter		Total		Person	
	Total	Hispanic	Total	Hispanic	Total	Hispanic	Total	Hispanic
White:	0	0	0	0	0	0	20	0
Black/African American:	0	0	0	0	0	0	0	0
Asian:	0	0	0	0	0	0	4	0
American Indian/Alaskan Native:	0	0	0	0	0	0	0	0
Native Hawaiian/Other Pacific Islander:	0	0	0	0	0	0	0	0
American Indian/Alaskan Native & White:	0	0	0	0	0	0	0	0
Asian White:	0	0	0	0	0	0	0	0
Black/African American & White:	0	0	0	0	0	0	0	0
American Indian/Alaskan Native & Black/African American:	0	0	0	0	0	0	0	0
Other multi-racial:	0	0	0	0	0	0	16	4
Asian/Pacific Islander:	0	0	0	0	0	0	0	0
Hispanic:	0	0	0	0	0	0	0	0
Total:	0	0	0	0	0	0	40	4



U.S. Department of Housing and Urban Development
Office of Community Planning and Development
Integrated Disbursement and Information System
CDBG Activity Summary Report (GPR) for Program Year 2015
LAKEWOOD

Date: 17-Aug-2016
Time: 19:38
Page: 22

Female-headed Households: 0 0 0

Income Category:

	Owner	Renter	Total	Person
Extremely Low	0	0	0	14
Low Mod	0	0	0	20
Moderate	0	0	0	6
Non Low Moderate	0	0	0	0
Total	0	0	0	40
Percent Low/Mod				100.0%

Annual Accomplishments

Years	Accomplishment Narrative	# Benefitting
2015		



U.S. Department of Housing and Urban Development
Office of Community Planning and Development
Integrated Disbursement and Information System
CDBG Activity Summary Report (GPR) for Program Year 2015
LAKEWOOD

Date: 17-Aug-2016
Time: 19:38
Page: 23

PGM Year: 2015
Project: 0003 - Public Services
IDIS Activity: 311 - Human Services Association

Status: Open
Location: 5050 Clark Ave Lakewood, CA 90712-2603

Objective: Create suitable living environments
Outcome: Availability/accessibility
Matrix Code: Senior Services (05A)

National Objective: LMC

Initial Funding Date: 01/25/2016

Description:

This activity will support senior citizen congregate meals at the Weingart Senior Center and home delivered meals to Lakewood residents.

Financing

	Fund Type	Grant Year	Grant	Funded Amount	Drawn In Program Year	Drawn Thru Program Year
CDBG	EN	Pre-2015		\$2,250.00	\$0.00	\$0.00
		2014	B14MC060521		\$2,250.00	\$2,250.00
		2015	B15MC060521	\$2,250.00	\$2,250.00	\$2,250.00
Total	Total			\$4,500.00	\$4,500.00	\$4,500.00

Proposed Accomplishments

People (General) : 90

Actual Accomplishments

Number assisted:

	Owner		Renter		Total		Person	
	Total	Hispanic	Total	Hispanic	Total	Hispanic	Total	Hispanic
White:	0	0	0	0	0	0	26	0
Black/African American:	0	0	0	0	0	0	16	0
Asian:	0	0	0	0	0	0	10	0
American Indian/Alaskan Native:	0	0	0	0	0	0	2	0
Native Hawaiian/Other Pacific Islander:	0	0	0	0	0	0	8	0
American Indian/Alaskan Native & White:	0	0	0	0	0	0	2	0
Asian White:	0	0	0	0	0	0	4	0
Black/African American & White:	0	0	0	0	0	0	0	0
American Indian/Alaskan Native & Black/African American:	0	0	0	0	0	0	0	0
Other multi-racial:	0	0	0	0	0	0	22	0
Asian/Pacific Islander:	0	0	0	0	0	0	0	0
Hispanic:	0	0	0	0	0	0	0	0
Total:	0	0	0	0	0	0	90	0



U.S. Department of Housing and Urban Development
Office of Community Planning and Development
Integrated Disbursement and Information System
CDBG Activity Summary Report (GPR) for Program Year 2015
LAKEWOOD

Date: 17-Aug-2016

Time: 19:38

Page: 24

Female-headed Households:

0 0 0

Income Category:

	Owner	Renter	Total	Person
Extremely Low	0	0	0	34
Low Mod	0	0	0	30
Moderate	0	0	0	26
Non Low Moderate	0	0	0	0
Total	0	0	0	90
Percent Low/Mod				100.0%

Annual Accomplishments

Years	Accomplishment Narrative	# Benefitting
2015		



U.S. Department of Housing and Urban Development
Office of Community Planning and Development
Integrated Disbursement and Information System
CDBG Activity Summary Report (GPR) for Program Year 2015
LAKEWOOD

Date: 17-Aug-2016
Time: 19:38
Page: 25

PGM Year: 2015
Project: 0004 - Program Administration
IDIS Activity: 312 - Program Administration

Status: Open
Location: ,

Objective:
Outcome:
Matrix Code: General Program Administration (21A) **National Objective:**

Initial Funding Date: 01/25/2016

Description:

This program ensures the effective use of limited CDBG funds per the community's priorities and federal regulations. Activities include the preparation of the Consolidated Plan, Action Plan, Consolidated Annual Performance Evaluation Report, and continuous outreach to address the changing needs of the community.

Financing

	Fund Type	Grant Year	Grant	Funded Amount	Drawn In Program Year	Drawn Thru Program Year
CDBG	EN	Pre-2015		\$39,715.63	\$0.00	\$0.00
		2014	B14MC060521		\$39,715.63	\$39,715.63
		2015	B15MC060521	\$52,141.14	\$16,935.03	\$16,935.03
	PI			\$24,457.23	\$24,457.23	\$24,457.23
Total	Total			\$116,314.00	\$81,107.89	\$81,107.89

Proposed Accomplishments

Actual Accomplishments

Number assisted:

	Owner		Renter		Total		Person	
	Total	Hispanic	Total	Hispanic	Total	Hispanic	Total	Hispanic
White:					0	0		
Black/African American:					0	0		
Asian:					0	0		
American Indian/Alaskan Native:					0	0		
Native Hawaiian/Other Pacific Islander:					0	0		
American Indian/Alaskan Native & White:					0	0		
Asian White:					0	0		
Black/African American & White:					0	0		
American Indian/Alaskan Native & Black/African American:					0	0		
Other multi-racial:					0	0		
Asian/Pacific Islander:					0	0		
Hispanic:					0	0		



U.S. Department of Housing and Urban Development
Office of Community Planning and Development
Integrated Disbursement and Information System
CDBG Activity Summary Report (GPR) for Program Year 2015
LAKEWOOD

Date: 17-Aug-2016

Time: 19:38

Page: 26

Total:	0	0	0	0	0	0	0	0
---------------	----------	----------	----------	----------	----------	----------	----------	----------

Female-headed Households:	0
---------------------------	---

Income Category:

	Owner	Renter	Total	Person
Extremely Low			0	
Low Mod			0	
Moderate			0	
Non Low Moderate			0	
Total	0	0	0	0
Percent Low/Mod				

Annual Accomplishments

No data returned for this view. This might be because the applied filter excludes all data.



U.S. Department of Housing and Urban Development
Office of Community Planning and Development
Integrated Disbursement and Information System
CDBG Activity Summary Report (GPR) for Program Year 2015
LAKEWOOD

Date: 17-Aug-2016
Time: 19:38
Page: 27

PGM Year: 2015
Project: 0001 - Code Enforcement
IDIS Activity: 313 - Code Enforcement

Status: Open
Location: 5050 Clark Ave Lakewood, CA 90712-2603

Objective: Create suitable living environments
Outcome: Availability/accessibility
Matrix Code: Code Enforcement (15)

National Objective: LMA

Initial Funding Date: 01/25/2016

Description:

XXXXX

Financing

	Fund Type	Grant Year	Grant	Funded Amount	Drawn In Program Year	Drawn Thru Program Year
CDBG	EN	Pre-2015		\$19,113.13	\$0.00	\$0.00
		2014	B14MC060521		\$19,113.13	\$19,113.13
		2015	B15MC060521	\$32,682.62	\$25,967.03	\$25,967.03
Total	Total			\$51,795.75	\$45,080.16	\$45,080.16

Proposed Accomplishments

Housing Units : 1,000
Total Population in Service Area: 39,050
Census Tract Percent Low / Mod: 102.58

Annual Accomplishments

Years	Accomplishment Narrative	# Benefitting
2015		



U.S. Department of Housing and Urban Development
Office of Community Planning and Development
Integrated Disbursement and Information System
CDBG Activity Summary Report (GPR) for Program Year 2015
LAKEWOOD

Date: 17-Aug-2016

Time: 19:38

Page: 28

Total Funded Amount:	\$1,096,296.58
Total Drawn Thru Program Year:	\$776,211.76
Total Drawn In Program Year:	\$338,995.85

CDBG PERFORMANCE MEASURES

[illegible]

[illegible]

[illegible]

Create Suitable Living			Provide Decent Housing			Create Economic Opportunities			Total
Access	Afford	Sustain	Access	Afford	Sustain	Access	Afford	Sustain	

[illegible]

Create Suitable Living			Provide Decent Housing			Create Economic Opportunities			Total
Access	Afford	Sustain	Access	Afford	Sustain	Access	Afford	Sustain	

Construction of Rental Housing

[illegible]

[illegible]

[illegible][illegible]

Create Suitable Living			Provide Decent Housing			Create Economic Opportunities			Total
Access	Afford	Sustain	Access	Afford	Sustain	Access	Afford	Sustain	

[illegible]

[illegible][illegible][illegible]

SUMMARY OF ACCOMPLISHMENTS



U.S. Department of Housing and Urban Development
Office of Community Planning and Development
Integrated Disbursement and Information System
CDBG Summary of Accomplishments
Program Year: 2015

DATE: 08-17-16
TIME: 19:50
PAGE: 1

LAKEWOOD

Count of CDBG Activities with Disbursements by Activity Group & Matrix Code

Activity Group	Activity Category	Open Count	Open Activities Disbursed	Completed Count	Completed Activities Disbursed	Program Year Count	Total Activities Disbursed
Housing	Rehabilitation Administration (14H)	1	\$53,083.94	0	\$0.00	1	\$53,083.94
	Code Enforcement (15)	1	\$45,080.16	0	\$0.00	1	\$45,080.16
	Total Housing	2	\$98,164.10	0	\$0.00	2	\$98,164.10
Public Facilities and Improvements	Parks, Recreational Facilities (03F)	1	\$108,773.39	0	\$0.00	1	\$108,773.39
	Total Public Facilities and Improvements	1	\$108,773.39	0	\$0.00	1	\$108,773.39
Public Services	Public Services (General) (05)	0	\$0.00	4	\$0.00	4	\$0.00
	Senior Services (05A)	2	\$15,000.00	0	\$0.00	2	\$15,000.00
	Fair Housing Activities (if CDGS, then subject to 15% cap) (05J)	1	\$33,707.00	1	\$0.00	2	\$33,707.00
	Health Services (05M)	1	\$9,000.00	0	\$0.00	1	\$9,000.00
	Abused and Neglected Children (05N)	1	\$9,000.00	0	\$0.00	1	\$9,000.00
	Total Public Services	5	\$66,707.00	5	\$0.00	10	\$66,707.00
General Administration and Planning	General Program Administration (21A)	1	\$81,107.89	0	\$0.00	1	\$81,107.89
	Total General Administration and Planning	1	\$81,107.89	0	\$0.00	1	\$81,107.89
Grand Total		9	\$354,752.38	5	\$0.00	14	\$354,752.38



U.S. Department of Housing and Urban Development
Office of Community Planning and Development
Integrated Disbursement and Information System
CDBG Summary of Accomplishments
Program Year: 2015

DATE: 08-17-16
TIME: 19:50
PAGE: 2

LAKEWOOD

CDBG Sum of Actual Accomplishments by Activity Group and Accomplishment Type

Activity Group	Matrix Code	Accomplishment Type	Program Year		
			Open Count	Completed Count	Totals
Housing	Rehabilitation Administration (14H)	Housing Units	1	0	1
	Code Enforcement (15)	Housing Units	19,525	0	19,525
	Total Housing		19,526	0	19,526
Public Facilities and Improvements	Parks, Recreational Facilities (03F)	Public Facilities	1,360	0	1,360
	Total Public Facilities and Improvements		1,360	0	1,360
Public Services	Public Services (General) (05)	Persons	0	318	318
	Senior Services (05A)	Persons	145	0	145
	Fair Housing Activities (if CDGS, then subject to 15% cap) (05J)	Persons	250	253	503
	Health Services (05M)	Persons	20	0	20
	Abused and Neglected Children (05N)	Persons	0	0	0
	Total Public Services		415	571	986
Grand Total			21,301	571	21,872



U.S. Department of Housing and Urban Development
Office of Community Planning and Development
Integrated Disbursement and Information System
CDBG Summary of Accomplishments
Program Year: 2015

DATE: 08-17-16
TIME: 19:50
PAGE: 3

LAKEWOOD

CDBG Beneficiaries by Racial / Ethnic Category

Housing-Non Housing	Race	Total Persons		Total Hispanic Persons Total Households		Total Hispanic Households
Housing	Black/African American	0	0	1	0	0
	Total Housing	0	0	1	0	0
Non Housing	White	541	80	0	0	0
	Black/African American	175	0	0	0	0
	Asian	39	0	0	0	0
	American Indian/Alaskan Native	4	0	0	0	0
	Native Hawaiian/Other Pacific Islander	9	0	0	0	0
	American Indian/Alaskan Native & White	7	0	0	0	0
	Asian & White	10	0	0	0	0
	Black/African American & White	4	0	0	0	0
	Other multi-racial	197	87	0	0	0
	Total Non Housing	986	167	0	0	0
Grand Total	White	541	80	0	0	0
	Black/African American	175	0	1	0	0
	Asian	39	0	0	0	0
	American Indian/Alaskan Native	4	0	0	0	0
	Native Hawaiian/Other Pacific Islander	9	0	0	0	0
	American Indian/Alaskan Native & White	7	0	0	0	0
	Asian & White	10	0	0	0	0
	Black/African American & White	4	0	0	0	0
	Other multi-racial	197	87	0	0	0
	Total Grand Total	986	167	1	0	0



U.S. Department of Housing and Urban Development
Office of Community Planning and Development
Integrated Disbursement and Information System
CDBG Summary of Accomplishments
Program Year: 2015

DATE: 08-17-16
TIME: 19:50
PAGE: 4

LAKEWOOD

CDBG Beneficiaries by Income Category

	Income Levels	Owner Occupied	Renter Occupied	Persons
Housing	Extremely Low ($\leq 30\%$)	1	0	0
	Low ($>30\%$ and $\leq 50\%$)	0	0	0
	Mod ($>50\%$ and $\leq 80\%$)	0	0	0
	Total Low-Mod	1	0	0
	Non Low-Mod ($>80\%$)	0	0	0
	Total Beneficiaries	1	0	0
Non Housing	Extremely Low ($\leq 30\%$)	0	0	185
	Low ($>30\%$ and $\leq 50\%$)	0	0	135
	Mod ($>50\%$ and $\leq 80\%$)	0	0	80
	Total Low-Mod	0	0	400
	Non Low-Mod ($>80\%$)	0	0	15
	Total Beneficiaries	0	0	415

YEAR-TO-DATE SERVICE COUNTS

Consolidated Plan Goals, Strategies and Objectives Matrix
With Outcome Performance Measurements for
City of Lakewood

Five Year Strategy	Objective	Planned Activity	Five-Year Planned Accomplishment	Annual Actual Accomplishment
Code Enforcement & Community Conservation <i>Objective: Suitable Living Environment</i> <i>Outcome: Availability/Accessibility</i>	Preserve and improve the environmental quality of the City	<ul style="list-style-type: none"> Enforce existing codes Graffiti Removal Prevent and remove unsightly property conditions Respond to building, health and safety and zoning service calls 	2,500 Households	FY 15-16: 786 Year to Date: 786
Residential Rehabilitation Loan Program <i>Objective: Suitable Living Environment</i> <i>Outcome: Availability/Accessibility</i>	Assist low income (up to 80%) homeowners with eligible household improvements	<ul style="list-style-type: none"> Provide loans up to \$18,000 to qualifying homeowners 	50 Loans (goal will be dependent upon repayment of previous loans)	FY 15-16: 9 Year to Date: 9
Fix-Up Paint-Up Program <i>Objective: Suitable Living Environment</i> <i>Outcome: Availability/Accessibility</i>	Assist low income (up to 80%) homeowners with eligible exterior improvements	<ul style="list-style-type: none"> Provide grants up to \$3,000 to qualifying homeowners 	30 Grants (goal will be dependent upon repayment of previous loans)	FY 15-16: 5 Year to Date: 5
Community Family Guidance Center <i>Objective: Suitable Living Environment</i> <i>Outcome: Availability/Accessibility</i>	Provide counseling services for emotionally disturbed children	<ul style="list-style-type: none"> Continue to provide counseling services 	120 Children	FY 15-16: 63 Year to Date: 63
Fair Housing Program <i>Objective: Suitable Living Environment</i> <i>Outcome: Availability/Accessibility</i>	Eliminate discrimination based on race, sex, religion, national origin, disability or age.	<ul style="list-style-type: none"> Continue to contract with fair housing consultant Investigates and conciliates housing discrimination complaints Provide fair housing information 	1,250 Households	FY 15-16: 374 Year to Date: 374
Meals on Wheels <i>Objective: Suitable Living Environment</i> <i>Outcome: Availability/Accessibility</i>	Provide meal delivery service to low-income, elderly and handicapped persons	<ul style="list-style-type: none"> Continue to provide meal delivery service 	500 Individuals	FY 15-16: 125 Year to Date: 125
Pathways Volunteer Hospice <i>Objective: Suitable Living Environment</i> <i>Outcome: Availability/Accessibility</i>	Provide in-home non-medical services to terminally ill persons	<ul style="list-style-type: none"> Continue to provide service 	100 Individuals	FY 15-16: 30 Year to Date: 30
Human Services Association <i>Objective: Suitable Living Environment</i> <i>Outcome: Availability/Accessibility</i>	Provide congregate and home delivered meals to seniors	<ul style="list-style-type: none"> Provide support for home delivered meals to Lakewood residents and senior citizen congregate meals at Burns Center and Weingart Senior Center 	225 Individuals	FY 15-16: 50 Year to Date: 50

Consolidated Plan Goals, Strategies and Objectives Matrix
With Outcome Performance Measurements for
City of Lakewood

Rehabilitation Program Delivery Costs <i>Objective: Suitable Living Environment</i> <i>Outcome: Availability/Accessibility</i>	Provide funding for administrative costs for running the loan and grant program	<ul style="list-style-type: none"> Process loan paybacks Approve loans and grants to qualified low-income residents 	This is a continuous program. Therefore, there is no set goal.	This is a continuous program. Therefore, there is no set goal.
Development Review Board <i>Objective: Suitable Living Environment</i> <i>Outcome: Availability/Accessibility</i>	Ensure physical property improvement projects are designed and constructed in accordance with the City's plan	<ul style="list-style-type: none"> Assist home owners and commercial property owners with new projects, remodels, room additions and the technical aspect of property improvement Review residential development projects on the 2nd and 4th Wednesday of each month 	This is a continuous program. Therefore, there is no set goal.	This is a continuous program. Therefore, there is no set goal.
Mobile Home Park <i>Objective: Suitable Living Environment</i> <i>Outcome: Availability/Accessibility</i>	Preserve low cost housing	<ul style="list-style-type: none"> Monitor the viability of the Mobile Home Park Residential Zone Preserve this type of affordable housing 	This is a continuous program. Therefore, there is no set goal.	This is a continuous program. Therefore, there is no set goal.
Neighborhood Clean Up Program <i>Objective: Suitable Living Environment</i> <i>Outcome: Availability/Accessibility</i>	Provide assistance to tenants and property owners in ridding their property of unsightly and unwanted debris	<ul style="list-style-type: none"> Identify specific areas that can benefit from this program Assist residents in collecting and disposing unwanted trash once a quarter in designated neighborhoods 	15 clean-ups.	FY 15-16: 6 Year to Date: 6
Density Bonus Program <i>Objective: Suitable Living Environment</i> <i>Outcome: Availability/Accessibility</i>	Provide incentive for needed affordable housing projects	<ul style="list-style-type: none"> Promote density bonus provisions for residential development projects 	This is a continuous program. Therefore, there is no set goal.	This is a continuous program. Therefore, there is no set goal.
Planning and Administration <i>Objective: Suitable Living Environment</i> <i>Outcome: Availability/Accessibility</i>	Ensure the effective use of limited CDBG funds	<ul style="list-style-type: none"> Implement the CDBG program in compliance with federal regulations 	This is a continuous program. Therefore, there is no set goal.	This is a continuous program. Therefore, there is no set goal.
Infrastructure - Street Improvement/Park and Facilities Improvements <i>Objective: Suitable Living Environment</i> <i>Outcome: Availability/Accessibility</i>	Provide funds for street improvements and needed Park and Facility Improvements	<ul style="list-style-type: none"> Complete necessary street improvements and Park/facility improvements. 	This is a continuous program. Therefore, there is no set goal.	This is a continuous program. Therefore, there is no set goal.

CODE ENFORCEMENT SUMMARY REPORT

Request ID	Location	Request ID	Location
375882	5409 Montair Ave	381980	4935 PEARCE AVE
375885	12657 E 206th St	381989	6055 Bellflower Blvd
375888	20525 Wardham Ave	382004	5948 CASTANA AVE
375893	20313 Clarkdale Ave	382024	4432 Hackett Ave
375896	2650 Carson St	382026	2700 CARSON ST
375901	4208 Quigley Ave	382036	5417 Hackett Ave
375903	20304 JERSEY AVE	382037	5413 Hackett Ave
375908	6446 Del Amo Blvd	382038	5403 Hackett Ave
375920	3734 Capetown St	382042	6419 Candor St
375945	11907 E 206TH ST	382046	5363 Hackett Ave
375964	20402 Clarkdale Ave	382116	4134 IROQUOIS AVE
376022	5932 HAZELBROOK AVE	382133	4128 Nipomo Ave
376056	5963 Oliva Ave	382139	12309 CENTRALIA ST
376068	5933 Greentop St	382147	2102 TERN BAY LN
376069	20621 ALBURTIS AVE	382148	5048 ELDERHALL AVE
376071	6018 Faculty Ave	382161	6132 PREMIERE AVE
376072	6018 Faculty Ave	382209	4091 Hardwick St St# 101
376073	6018 Faculty Ave	382211	4091 Hardwick St St# 105
376077	4734 Adenmoor Ave	382212	4091 Hardwick St St# 107
376085	20403 Seine Ave	382213	4091 Hardwick St St# 110
376090	5603 Clark Ave	382214	4091 Hardwick St St# 118
376094	6062 AMOS AVE	382219	6741 Carson St
376113	6761 Turnergrove Dr	382224	4091 Hardwick St St. #123
376123	4902 Autry Ave	382225	4091 Hardwick St St. 126
376147	3118 Cartagena St	382226	4091 Hardwick St St #128
376155	5603 CLARK AVE	382227	4091 Hardwick St St. #130
376156	20822 NORWALK BLVD	382228	4091 Hardwick St St #132
376166	3313 CANDLEWOOD ST	382234	6741 Carson St
376172	6106 Briercrest Ave	382237	12615 Lemming St
376180	11627 Centralia St	382250	4329 Mc Nab Ave
376181	11629 Centralia St	382264	5703 SUNFIELD AVE
376182	11643 Centralia St	382286	20407 Roseton Ave
376183	20502 Roseton Ave	382287	20407 Roseton Ave
376189	4945 Woodruff Ave	382297	4333 South St
376213	4240 Levelsides Ave	382315	4732 MC NAB AVE
376223	5138 Barlin Ave	382318	20304 JERSEY AVE
376266	6774 Harvey Way	382321	5864 YEARLING ST
376277	20502 ROSETON AVE	382322	5709 SILVA ST
376278	5309 Bellflower Blvd	382323	5824 YEARLING ST
376285	4354 HACKETT AVE	382324	5843 ECKLESON ST
376288	21403 Haston Pl	382325	5839 ECKLESON ST
376302	20500 Roseton Ave	382361	5522 Hayter Ave
376311	4161 CLUBHOUSE DR	382365	6154 PEPPERWOOD AVE
376333	20927 Ely Ave	382367	4733 Carfax Ave

376334	5436 Iroquois Ave	382374	5609 Sunfield Ave
376344	6621 Wolfe St	382436	4212 Clubhouse Dr
376345	12663 E 206th St	382437	3823 Industry Ave
376360	20845 ALBURTIS AVE	382438	4703 Albury Ave
376378	6205 Bellflower Blvd	382439	4703 Albury Ave
376385	6226 CLARK AVE	382462	5902 Faculty Ave
376386	5101 ASHWORTH ST	382465	11513 Elvins St
376408	5857 Eckleson St	382466	4930 BELLFLOWER BLVD
376447	4919 Dunrobin Ave	382473	12615 E 206th St
376453	5503 Hersholt Ave	382494	4248 Josie Ave
376460	12663 E 206th St	382524	4812 Briercrest Ave
376475	4539 Monogram Ave	382594	5407 FIDLER AVE
376478	5851 Premiere Ave	382605	5517 OLIVA AVE
376480	6227 Freckles Rd	382629	5602 Pimenta Ave
376482	6101 ADENMOOR AVE	382681	6044 HAZELBROOK AVE
376512	11867 E 206th St	382685	20440 WILDER AVE
376513	11867 E 206th St	382693	5103 Pearce Ave
376516	6236 Greenmeadow Rd	382705	3938 BOUTON DR
376525	5254 BARLIN AVE	382760	21307 ROSSFORD AVE
376539	11755 CARSON ST	382785	11516 Walcroft St
376547	5933 GREENTOP ST	382805	4722 BELLFLOWER BLVD
376560	20761 WARDHAM AVE	382812	5745 CANDLEWOOD ST
376563	6518 Centralia St	382816	6142 PREMIERE AVE
376566	4314 ANDY ST	382817	5822 Eckleson St
376567	4320 ANDY ST	382828	20709 Alburtis Ave
376577	20816 Alburtis Ave	382871	11425 Chadwell St
376606	6013 Greentop St	382890	11637 E 207TH ST
376607	11720 E 215th St	382897	11637 E 207TH ST
376615	5803 DANELAND ST	382919	5436 OLIVA AVE
376641	5843 Eckleson St	382921	11605 E 205th St
376666	5823 Faculty Ave	382922	5228 Meadow Wood Ave
376681	6420 Del Amo Blvd	382969	4432 Hackett Ave
376682	5672 PEPPERWOOD AVE	382978	4426 Hackett Ave
376716	6038 Fidler Ave	382979	4432 Hackett Ave
376723	11959 E 207th St	382981	5842 Woodruff Ave
376754	4626 Josie Ave	382982	5902 Edgefield St
376755	20300 BELSHIRE AVE	382991	5942 Premiere Ave
376775	5603 LAKEWOOD BLVD	382992	5953 Premiere Ave
376790	5949 Castana Ave	383001	4202 PALO VERDE AVE
376793	4302 IROQUOIS AVE	383004	5413 Hackett Ave
376808	4254 LEVELSIDE AVE	383013	4616 Iroquois Ave
376810	5624 PIMENTA AVE	383034	4529 OSTROM AVE
376819	5937 Lakewood Blvd	383035	6158 EASTBROOK AVE
376872	5602 WHITEWOOD AVE	383036	4370 CLUBHOUSE DR
376877	4938 BRIERCREST AVE	383039	4332 PARKVIEW DR
376886	11855 E 206TH ST	383046	20434 DEVLIN AVE
376897	5551 GONDAR AVE	383049	11841 E 207th St

376906	4118 SOUTH ST	383052	20704 Seine Ave
376910	4939 Dunrobin Ave	383053	20807 Elaine Ave
376911	3709 Camerino St	383055	4113 Knoxville Ave
376912	11642 Massinger St	383057	4113 Knoxville Ave
376929	5853 Faculty Ave	383085	4113 Knoxville Ave
376967	11610 E 207TH ST	383086	4113 Knoxville Ave
376982	3712 CANDOR ST	383087	5336 JOSIE AVE
377004	6129 Faculty Ave	383098	5346 IROQUOIS AVE
377017	11618 E 207th St	383109	11644 E 206TH ST
377022	4217 IROQUOIS AVE	383114	5231 Ashworth St
377028	20826 PIONEER BLVD	383115	11644 E 206th St
377029	11747 CARSON ST	383137	3706 Camerino St
377081	4116 SOUTH ST	383145	6143 AUTRY AVE
377128	4126 Country Club Dr	383160	6049 PEPPERWOOD AVE
377137	20414 Belshire Ave	383169	20822 Norwalk Blvd
377143	6118 Ibbetson Ave	383188	4808 COLDBROOK AVE
377161	4527 Josie Ave	383209	5248 Coke Ave
377172	5201 South St	383211	5248 Coke Ave
377175	6449 Turnergrove Dr	383215	4755 CASTANA AVE
377197	5245 MINTURN AVE	383229	20614 WILDER AVE
377208	3700 South St	383237	12662 Vandemere St
377209	4902 Coke Ave	383249	6226 Clark Ave
377218	5525 MONTAIR AVE	383260	4708 BELLFLOWER BLVD
377247	5508 Montair Ave	383261	4762 BELLFLOWER BLVD
377292	20611 Elaine Ave	383262	4812 BELLFLOWER BLVD
377294	20611 Elaine Ave	383263	5014 BELLFLOWER BLVD
377295	20605 Elaine Ave	383264	5058 BELLFLOWER BLVD
377315	4129 Andy St	383297	5834 Yearling St
377359	6400 South Street	383298	21114 PIONEER BLVD
377366	6028 Droxford St	383304	20712 THORNLAKE AVE
377370	4656 JOSIE AVE	383310	5603 Hersholt Ave
377386	20829 Norwalk Blvd Unit #43	383312	5313 Montair Ave
377409	4378 LEVELSIDE AVE	383323	6023 AUTRY AVE
377413	11727 E 216TH ST	383324	6013 AUTRY AVE
377424	5824 FANWOOD AVE	383326	6008 AUTRY AVE
377438	5713 Sunfield Ave	383332	6022 Hersholt Ave
377456	6648 Turnergrove Dr	383334	6018 Hersholt Ave
377457	6660 Turnergrove Dr	383345	11910 E 212th St
377461	4402 FAIRWAY DR	383350	6648 TURNERGROVE DR
377462	4404 PARKVIEW DR	383365	12012 Lemming St
377487	2650 CARSON ST	383367	4716 Mc Nab Ave
377503	20727 Roseton Ave	383370	4633 Josie Ave
377527	11744 E 216th	383374	11712 E 208th St
377550	5943 Pennswood Ave	383376	6029 FIDLER AVE
377552	20835 ARLINE AVE	383382	6038 Hersholt Ave
377556	6107 Adenmoor Ave	383383	6029 Hersholt Ave
377581	20700 Roseton Ave	383384	6118 Hersholt Ave

377600	20801 ROSETON AVE	383387	6122 Hersholt Ave
377609	4323 PARKVIEW DR	383389	6149 Hersholt Ave
377639	6641 CARDALE ST	383391	6148 Hersholt Ave
377665	4812 Radnor Ave	383392	6152 Hersholt Ave
377693	11604 E 206th St	383394	6153 Hersholt Ave
377714	4370 Clubhouse Dr	383395	6158 Hersholt Ave
377728	11522 WALCROFT ST	383406	6019 FIDLER AVE
377742	11727 E 208th St	383407	6028 FIDLER AVE
377774	12218 RENVILLE ST	383408	6032 FIDLER AVE
377790	4223 LEVELSIDE AVE	383409	6039 FIDLER AVE
377849	11747 CARSON ST	383410	6103 FIDLER AVE
377876	5247 Lakewood	383411	6119 FIDLER AVE
377893	11611 E 206th St	383412	6123 FIDLER AVE
377905	4360 Fairway Dr	383413	6128 FIDLER AVE
377930	4857 Dunrobin Ave	383414	6108 Premiere Ave
377942	5429 Hackett Ave	383415	6132 FIDLER AVE
378001	11650 E 205th St	383416	6138 FIDLER AVE
378023	4241 Clubhouse Dr	383417	6108 Premiere Ave
378024	6236 Ibbetson Ave	383418	6156 FIDLER AVE
378111	5009 Fidler Ave	383420	6023 FIDLER AVE
378135	11875 Centralia St	383421	6052 FIDLER AVE
378136	11873 E 209th St	383423	6142 FIDLER AVE
378137	11873 E 209th St	383424	6049 Premiere Ave
378139	4249 OSTROM AVE	383425	6143 FIDLER AVE
378161	12012 Lemming St	383426	6043 Premiere Ave
378162	12013 Lemming St	383431	6032 Premiere Ave
378165	12012 Lemming St	383432	12309 Centralia St
378166	3423 FAIRMAN ST	383434	6009 Premiere Ave
378186	4632 JOSIE AVE	383435	5953 Premiere Ave
378193	12625 WALCROFT ST	383436	4702 Radnor Ave
378237	20406 Pioneer Blvd	383437	5337 Premiere Ave
378253	20716 ELY AVE	383438	5922 Premiere Ave
378256	20723 Elaine Ave	383442	6143 Autry Ave
378258	4742 Carfax Ave	383443	6148 Autry Ave
378263	4254 LEVELSIDE AVE	383444	6152 Autry Ave
378265	5302 HERSHOLT AVE	383448	5912 Premiere Ave
378266	5809 LAKEWOOD BLVD	383449	5908 Premiere Ave
378285	11712 E 207TH ST	383450	5850 Premiere Ave
378287	6155 Pepperwood Ave	383451	5840 Premiere Ave
378288	4253 Monogram Ave	383457	5831 Premiere Ave
378301	20918 HAWAIIAN AVE	383458	5825 Premiere Ave
378312	5953 Castana Ave	383459	5826 Premiere Ave
378334	12024 E 208TH ST	383461	5814 Premiere Ave
378338	6236 Ibbetson Ave	383485	5841 HARDWICK ST
378345	4437 LEVELSIDE AVE	383525	6129 Amos Ave
378346	4325 LEVELSIDE AVE	383526	6128 Amos Ave
378348	4223 Levelside Ave	383527	6102 Amos Ave

378367	6048 Lorelei Ave	383528	6019 Amos Ave
378389	5848 Hayter Ave	383529	6008 Amos Ave
378462	5309 Premiere Ave	383567	4245 Josie Ave
378544	6143 Autry Ave	383583	5150 Candlewood St 12d
378547	5447 Fidler Ave	383584	5150 Candlewood St 12d
378572	20325 WARDHAM AVE	383585	5150 Candlewood St 9d
378593	5048 Coldbrook Ave	383586	5150 Candlewood St 11b
378615	11727 Centralia St	383595	5150 CANDLEWOOD ST
378626	5709 Yearling St	383601	6129 BONFAIR AVE
378627	5824 Yearling St	383608	20832 CORTNER AVE
378628	5854 Eberle St	383609	20836 CORTNER AVE
378629	5702 Eberle St	383611	11608 Massinger St
378655	5522 HAYTER AVE	383617	4658 Ladoga Ave
378713	5302 HERSHOLT AVE	383620	6604 Turnergrove Dr
378733	4659 Shadeway Rd	383637	6013 GALLUP ST
378739	12023 E 208th St	383671	5946 Edgefield St
378743	4929 Woodruff Ave	383676	5814 Premiere Ave
378750	4368 FAIRWAY DR	383683	5815 Pearce Ave
378760	20809 ARLINE AVE	383690	5346 JOSIE AVE
378774	11624 E 208TH ST	383699	4949 Lakewood Blvd
378777	4945 WOODRUFF AVE	383714	5919 Pearce Ave
378789	5849 Pennswood Ave	383715	5841 Bonfair Ave
378821	4843 Levelsides Ave	383716	5953 Pearce Ave
378824	11712 E 208th St	383717	6019 Pearce Ave
378845	6143 AUTRY AVE	383721	6019 Gallup St
378876	4217 Josie Ave	383727	6032 Pearce Ave
378891	4929 WOODRUFF AVE	383728	6048 Pearce Ave
378916	11755 Carson St	383729	6053 Pearce Ave
378936	11721 Walcroft St	383730	6122 Pearce Ave
378939	4724 DUNROBIN AVE	383731	6123 Pearce Ave
378940	4724 DUNROBIN AVE	383735	6143 Pearce Ave
378948	5609 Whitewood Ave	383736	5255 Ashworth St
378977	5812 Eckleson St	383737	5237 Ashworth St
378981	4245 Nipomo Ave	383757	5402 Oliva Ave
378994	4154 Monogram Ave	383763	12023 E 208th St
379028	11721 E 216TH ST	383772	4959 ADENMOOR AVE
379077	5337 ASHWORTH ST	383804	6103 HAZELBROOK AVE
379089	4370 CLUBHOUSE DR	383807	6044 HAZELBROOK AVE
379090	4368 FAIRWAY DR	383808	6028 HAZELBROOK AVE
379120	6400 South Street	383827	11536 Elvins St
379132	6440 SOUTH ST	383828	4657 Josie Ave
379136	5102 Barlin Ave	383830	4119 Nipomo Ave
379172	2700 CARSON ST	383840	6142 AUTRY AVE
379173	2634 CARSON ST	383842	4103 CANDLEWOOD ST
379191	6607 Michelson St	383852	5715 LAKEWOOD BLVD
379207	6400 South St	383862	5744 HAYTER AVE
379233	20929 Hawaiian Ave	383863	4212 CAMERINO ST

379234	20929 Hawaiian Ave	383867	20727 Roseton Ave
379249	21402 SEELEY PL	383870	20318 Jersey Ave
379267	4737 CANEHILL AVE	383873	5932 Dagwood Ave
379281	4737 CANEHILL AVE	383878	4222 Camerino St
379282	11836 E 205th St	383880	20411 ROSETON AVE
379290	11727 CARSON ST	383881	20411 ROSETON AVE
379324	5337 Ashworth St	383884	5202 ELDERHALL AVE
379358	20503 ALBURTIS AVE	383895	4938 PREMIERE AVE
379359	5703 Eckleson St	383899	11516 Massinger St
379360	5357 IROQUOIS AVE	383909	6018 Premiere Ave
379374	12427 CENTRALIA ST	383912	4105 SOUTH ST
379376	12427 CENTRALIA ST	383913	5230 CLARK AVE
379379	5928 Fairman St	383923	6217 Warwood Rd
379388	5933 SOUTH ST	383924	20322 Clarkdale Ave
379405	5858 Graywood Ave	383933	20324 Pioneer Blvd
379407	4908 PREMIERE AVE	383938	5949 Hayter Ave
379465	5603 WHITEWOOD AVE	383983	6009 BONFAIR AVE
379534	4931 BRIERCREST AVE	383989	5917 Castana Ave
379536	4931 BRIERCREST AVE	383995	6202 Clark Ave
379566	11513 Elvins St	384009	4904 RACHEL AVE
379567	20502 ALBURTIS AVE	384045	5922 SUNFIELD AVE
379573	11848 E 206TH ST	384059	5102 Coke Ave
379577	6607 Michelson St	384062	11616 E 206th St
379584	4248 Josie Ave	384063	11614 E 206th St
379597	20742 Elaine Ave	384069	6207 Carson St
379634	12603 Lemming St	384099	3671 Industry Ave
379635	12600 Chadwell St	384101	3671 Industry Ave
379636	12602 Stillman St	384107	4539 MONOGRAM AVE
379638	5809 Pearce Ave	384119	21237 HASTON PL
379679	4929 WOODRUFF AVE	384158	5708 Candor St
379681	4743 HACKETT AVE	384219	5150 Candlewood 4f
379696	6029 BLACKTHORNE AVE	384226	6627 Wolfe St
379697	4702 PALO VERDE AVE	384261	6419 Del Amo Blvd
379710	6113 Ibbetson Ave	384268	6142 Autry Ave
379719	20808 ROSETON AVE	384271	6179 COLDBROOK AVE
379753	20911 Nectar Ave	384311	11851 CENTRALIA ST
379754	20911 Nectar Ave	384321	6531 MICHELSON ST
379756	6607 Michelson St	384343	20822 Belshire Ave
379759	5132 COKE AVE	384354	5522 Hayter Ave
379766	6400 South Street	384357	6113 AUTRY AVE
379806	4400 Candlewood Avenue	384359	6113 AUTRY AVE
379808	6239 GREENMEADOW RD	384361	11608 Massinger St
379837	11615 E 206TH ST	384374	11628 E 208th St
379840	6113 PEPPERWOOD AVE	384378	20742 Elaine Ave
379849	11615 E 206th St	384380	20742 Elaine Ave
379871	2700 CARSON ST	384399	12023 E 208th St
379903	5715 SPAHN AVE	384408	4953 Coldbrook Ave

379949	4114 South St	384424	4001 HARDWICK ST
379952	5261 Meadow Wood Ave	384437	5709 HERSHOLT AVE
379955	6236 IBBETSON AVE	384465	5703 Pennswood Ave
379964	20726 ALBURTIS AVE	384466	21402 Seeley Pl
379968	5828 GRAYWOOD AVE	384499	20937 BLOOMFIELD AVE
379970	5633 BLACKTHORNE AVE	384558	6223 GREENMEADOW RD
379987	4165 HACKETT AVE	384565	3300 South St
380036	6446 DEL AMO BLVD	384567	21402 Seeley Pl
380049	5747 LAKEWOOD BLVD	384625	4662 PALO VERDE AVE
380061	21004 Pioneer Blvd	384641	5640 PEPPERWOOD AVE
380072	20933 Callaway Ave	384647	11867 E 206th St
380079	4001 Hardwick St	384663	5874 CANDLEWOOD ST
380098	2843 Candlewood St	384665	11860 E 206th St
380100	3719 CAPETOWN ST	384706	4140 PIXIE AVE
380115	21237 Haston Pl	384717	4332 Parkview Dr
380117	21237 Haston Pl	384728	5733 Silva St
380120	6509 MICHELSON ST	384751	20912 CORTNER AVE
380128	20714 Alburtis Ave	384757	5323 Kettler Ave
380149	20822 Norwalk Blvd	384764	4903 Mamie Ave
380151	20727 Roseton Ave	384769	2115 Denmead St
380172	12350 DEL AMO BLVD	384786	5632 PENNSWOOD AVE
380181	11861 E 206th St	384790	3315 Harvey Way
380230	5917 Castana Ave	384799	11750 E 214th St
380231	5917 Castana Ave	384800	20827 Pioneer Blvd
380235	11500 Walcroft St	384808	3327 Wolfe St
380250	11637 E 207th St	384810	5822 Eckleson St
380256	5709 CAPETOWN ST	384811	5022 Bellflower
380257	5508 Montair Ave	384829	20913 ALBURTIS AVE
380258	5508 Montair Ave	384846	4001 Hardwick St
380259	5508 Montair Ave	384849	6032 VILLAGE RD
380260	5541 Montair Ave	384860	4659 Shadeway Rd
380265	4000 HARDWICK ST	384862	11604 E 206TH ST
380268	5828 Clark Ave	384867	12638 CHADWELL ST
380280	4140 Woodruff Ave	384869	12638 CHADWELL ST
380327	6012 FACULTY AVE	384899	6019 HAZELBROOK AVE
380328	6018 FACULTY AVE	384901	5723 GRAYWOOD AVE
380346	5928 Faculty Ave	384902	5739 GRAYWOOD AVE
380348	11976 E 206TH ST	384903	5527 LAKEWOOD BLVD
380389	11616 E 206th St	384904	4398 LEVELSIDE AVE
380390	4186 Bouton Dr	384906	4007 COUNTRY CLUB DR
380399	5953 CASTANA AVE	384908	4332 PARKVIEW DR
380433	4272 QUIGLEY AVE	384947	5050 Briercrest Ave
380435	4368 FAIRWAY DR	384962	4809 Canehill Ave
380444	5356 IROQUOIS AVE	384975	11731 E 206TH ST
380477	11755 Carson St	384983	5254 BARLIN AVE
380485	4853 CONQUISTA AVE	384984	5134 BARLIN AVE
380495	5230 CLARK AVE	385014	4859 Briercrest Ave

380505	5520 DEL AMO BLVD	385015	5643 Bellflower Blvd
380514	5518 DEL AMO BLVD	385016	5643 Bellflower Blvd
380521	4332 PARKVIEW DR	385043	5433 Woodruff
380522	4332 PARKVIEW DR	385044	6130 BRIERCREST AVE
380526	12639 E 206TH ST	385049	6113 Ibbetson Ave
380564	11851 E 206th St	385052	12036 E 209th St
380565	11855 E 206th St	385078	5255 LAKEWOOD BLVD
380566	11854 E 206th St	385085	6113 IBBETSON AVE
380575	4906 Hayter Ave	385093	5707 Michelson St
380576	5049 Hayter Ave	385094	4969 Dunrobin Ave
380591	4412 Stevely Ave	385095	5104 STEVELY AVE
380595	6109 Bonfair Ave	385103	20937 BLOOMFIELD AVE
380636	4091 Hardwick St 126	385106	6008 PREMIERE AVE
380637	4091 Hardwick St 102	385183	20736 CLARETTA AVE
380640	4322 South St	385184	20736 CLARETTA AVE
380642	4091 Hardwick St 130	385196	5249 Senasac Avenue
380643	4909 Lakewood Blvd 200	385208	11623 Centralia St
380646	4324 South St	385209	5832 LAKEWOOD BLVD
380649	3720 Industry Ave 108	385215	5313 Montair Ave
380651	5109 Candlewood St	385216	5313 Montair Ave
380652	4091 Hardwick St	385225	5715 SPAHN AVE
380653	3300 South St 203	385234	5602 BONFAIR AVE
380654	5220 Clark Ave 350	385241	5712 Lorelei Ave
380655	2438 Carson St	385246	5734 Eckleson St
380672	5459 Ashworth St	385309	5672 PEPPERWOOD AVE
380675	4442 Stevely Ave	385311	12013 E 208TH ST
380684	4156 Woodruff Ave	385331	4427 FAIRWAY DR
380685	4134 Woodruff Ave	385340	6449 TURNERGROVE DR
380688	20917 Pioneer Blvd	385350	11623 CENTRALIA ST
380689	20603 Seine Ave	385376	5505 WOODRUFF AVE
380690	11759 Carson St	385394	20908 VERNE AVE
380691	20314 Norwalk Blvd	385451	4370 Clubhouse Dr
380729	4929 Woodruff Ave	385452	3342 Warwood Rd
380788	3914 Country Club Dr	385453	3342 Warwood Rd
380813	4370 Clubhouse Dr	385486	6504 SOUTH ST
380820	11738 Walcroft St	385511	4126 COUNTRY CLUB DR
380821	4402 Fairway Dr	385536	5730 FAUST AVE
380838	4423 Hackett Ave	385537	5737 SPAHN AVE
380839	4432 Hackett Ave	385570	20720 Verne Ave
380840	4426 Hackett Ave	385593	6103 Carson St
380867	4226 Woodruff Ave	381864	11646 E 209TH ST
380868	3758 PARKVIEW DR	381883	4949 LAKEWOOD BLVD
380874	11646 E 209TH ST	381895	4250 Quigley Ave
380915	5209 Elderhall Ave	381898	4949 Lakewood Blvd
380961	5209 Elderhall Ave	381902	2115 Tern Bay Ln
381012	11939 CENTRALIA ST	381953	4935 PEARCE AVE
381028	5932 OLIVA AVE	381963	6101 ADENMOOR AVE

381072	5943 Pennswood Ave		
381103	20853 PIONEER BLVD		
381117	5733 CLARK AVE		
381171	12653 Chadwell St		
381204	5528 Hayter Ave		
381206	5526 Hayter Ave		
381207	5602 Hayter Ave		
381224	5942 FIDLER AVE		
381234	11425 Chadwell St		
381235	12653 Chadwell St		
381244	11515 WALCROFT ST		
381292	4254 Petaluma Ave		
381293	4274 Petaluma Ave		
381340	4719 HACKETT AVE		
381344	6449 Turnergrove Dr		
381345	6158 ADENMOOR AVE		
381348	2700 CARSON ST		
381353	4355 MC NAB AVE		
381358	5350 Iroquois Ave		
381388	4817 Ashworth St		
381393	2011 Del Amo Blvd		
381422	12368 E 207TH ST		
381436	5332 Josie Ave		
381440	2802 Warwood Rd		
381592	20417 Belshire Ave		
381605	21404 Seeley Pl		
381609	21404 Seeley Pl		
381639	4858 COLDBROOK AVE		
381653	21012 LONGWORTH AVE		
381683	11634 E 207th St		
381701	12438 Elvins St		
381703	4250 Quigley Ave		
381715	11727 Carson St		
381783	12524 STILLMAN ST		
381797	6018 FACULTY AVE		
381807	5603 LAKEWOOD BLVD		
381808	6118 Fidler Ave		
381826	11902 E 209TH ST		
381838	6648 Turnergrove Dr		
381850	12641 Vandemere St		

Legal Notice

Legal Notice

Legal Notice

NOTICE OF PUBLIC HEARING AND 15-DAY COMMENT PERIOD

NOTICE IS HEREBY GIVEN that on September 13, 2016, a Public Hearing will be held before the City of Lakewood's City Council for citizen comments on the City's Consolidated Annual Performance and Evaluation Report (CAPER) for the Fiscal Year (FY) July 1, 2015 - June 30, 2016. The CAPER is an assessment of the effectiveness of the City of Lakewood's performance during the reporting period of FY 2015 - 2016, and the achievement of its five-year strategy objectives and priorities as described in the Consolidated Plan.

The CAPER will be available for public review during the 15-day comment period beginning Thursday, August 25, 2016. The City of Lakewood welcomes any written recommendations, suggestions, or other input on the CAPER.

The City of Lakewood intends to provide reasonable accommodations in accordance with the Americans with Disabilities Act of 1990. If special accommodations are required, please call Carolyn Lehouillier, Housing Specialist, at (562) 866-9771, extension 2320, at least 48 hours prior to the Public Hearing.

Citizens wishing to comment on the FY 2015 - 2016 CAPER may be heard at the September 13th Public Hearing or may do so in writing by September 12, 2016 to:

City of Lakewood
Community Development Department
5050 Clark Avenue
Lakewood, CA 90712
Attention: Carolyn Lehouillier
Housing Specialist

NOTICE IS FURTHER GIVEN that said Public Hearing will be held Tuesday, September 13, 2015, at 7:30 p.m. in the Council Chambers at the Civic Center, 5000 Clark Avenue, Lakewood, California 90712. All interested persons may attend at said time and testify in this matter. The current proposed CAPER is available for review in the City Clerk's office and Community Development Department at Lakewood City Hall, 5050 Clark Avenue, Lakewood, California, and at Iacoboni Library, 4990 Clark Avenue, Lakewood California.

NOTICE IS FURTHER GIVEN that if you challenge the aforementioned action in court, you may be limited to raising only those issues you or someone else raised at the Public Hearing described in this notice, or in written correspondence delivered to the City, at or prior to the Public Hearing.

Howard L. Chambers
Dated this 22nd day of August, 2016
City Manager, City of Lakewood

Pub Aug 25, 2016(11)PT(835306)

D I V I D E R S H E E T

Reports

Item 3.1 – 2016 Legislative Session Update
will be an oral presentation.

D I V I D E R S H E E T

*Successor
Agency*

**CITY OF LAKEWOOD SUCCESSOR AGENCY - PROJECT AREAS
FUND SUMMARY 8/31/2016**

In accordance with section 2521 of the Lakewood Municipal Code there is presented herewith a summary of obligations to be paid by voucher 85 through 85. Each of the following demands has been audited by the Director of Administrative Services and approved by the City Manager.

2902	ENFORCEABLE OBLIGATIONS	35.00
		<hr/>
		35.00

Council Approval

Date

City Manager

Attest

City Clerk

Director of Administrative Services

CITY OF LAKEWOOD SUCCESSOR AGENCY - PROJECT AREAS

SUMMARY CHECK REGISTER

<u>CHECK #</u>	<u>CHECK DATE</u>	<u>VEND #</u>	<u>VENDOR NAME</u>	<u>GROSS</u>	<u>DISC.</u>	<u>CHECK AMOUNT</u>
85	08/31/2016	4428	COLANTUONO HIGHSMITH & WHATLEY	35.00	0.00	35.00
Totals:				<u>35.00</u>	<u>0.00</u>	<u>35.00</u>

**CITY OF LAKEWOOD SUCCESSOR AGENCY - PROJECT AREAS
FUND SUMMARY 9/1/2016**

In accordance with section 2521 of the Lakewood Municipal Code there is presented herewith a summary of obligations to be paid by voucher 86 through 86. Each of the following demands has been audited by the Director of Administrative Services and approved by the City Manager.

2902	ENFORCEABLE OBLIGATIONS	35.00
		<hr/>
		35.00

Council Approval

Date

City Manager

Attest

City Clerk

Director of Administrative Services

**CITY OF LAKEWOOD SUCCESSOR AGENCY - PROJECT AREAS
SUMMARY CHECK REGISTER**

<u>CHECK #</u>	<u>CHECK DATE</u>	<u>VEND #</u>	<u>VENDOR NAME</u>	<u>GROSS</u>	<u>DISC.</u>	<u>CHECK AMOUNT</u>
86	09/01/2016	4428	COLANTUONO HIGHSMITH & WHATLEY	35.00	0.00	35.00
			Totals:	<u>35.00</u>	<u>0.00</u>	<u>35.00</u>

D I V I D E R S H E E T

Housing Successor

**CITY OF LAKEWOOD SUCCESSOR AGENCY - HOUSING
FUND SUMMARY 8/25/2016**

In accordance with section 2521 of the Lakewood Municipal Code there is presented herewith a summary of obligations to be paid by voucher 88 through 88. Each of the following demands has been audited by the Director of Administrative Services and approved by the City Manager.

3901	HOUSING SUCCESSOR AGENCY	31.00
		<hr/>
		31.00

Council Approval

Date

City Manager

Attest

City Clerk

Director of Administrative Services

**CITY OF LAKEWOOD SUCCESSOR AGENCY - HOUSING
SUMMARY CHECK REGISTER**

<u>CHECK #</u>	<u>CHECK DATE</u>	<u>VEND #</u>	<u>VENDOR NAME</u>	<u>GROSS</u>	<u>DISC.</u>	<u>CHECK AMOUNT</u>
88	08/25/2016	40572	CHICAGO TITLE CO	31.00	0.00	31.00
Totals:				<u>31.00</u>	<u>0.00</u>	<u>31.00</u>

**CITY OF LAKEWOOD SUCCESSOR AGENCY - HOUSING
FUND SUMMARY 9/1/2016**

In accordance with section 2521 of the Lakewood Municipal Code there is presented herewith a summary of obligations to be paid by voucher 89 through 89. Each of the following demands has been audited by the Director of Administrative Services and approved by the City Manager.

3901	HOUSING SUCCESSOR AGENCY	31.00
		<hr/>
		31.00

Council Approval

Date

City Manager

Attest

City Clerk

Director of Administrative Services

**CITY OF LAKEWOOD SUCCESSOR AGENCY - HOUSING
SUMMARY CHECK REGISTER**

<u>CHECK #</u>	<u>CHECK DATE</u>	<u>VEND #</u>	<u>VENDOR NAME</u>	<u>GROSS</u>	<u>DISC.</u>	<u>CHECK AMOUNT</u>
89	09/01/2016	40572	CHICAGO TITLE CO	31.00	0.00	31.00
Totals:				<u>31.00</u>	<u>0.00</u>	<u>31.00</u>