

AGENDA
REGULAR CITY COUNCIL MEETING
COUNCIL CHAMBERS
5000 CLARK AVENUE
LAKEWOOD, CALIFORNIA

October 11, 2016, 7:30 p.m.

CALL TO ORDER

INVOCATION: Mr. Omid Dadgar, Spiritual Assembly of Bahá'í of Lakewood

PLEDGE OF ALLEGIANCE: Girl Scout Troop 1883

ROLL CALL: Mayor Ron Piazza
Vice Mayor Diane DuBois
Council Member Steve Croft
Council Member Todd Rogers
Council Member Jeff Wood

ANNOUNCEMENTS AND PRESENTATIONS:

ROUTINE ITEMS:

All items listed within this section of the agenda are considered to be routine and will be enacted by one motion without separate discussion. Any Member of Council may request an item be removed for individual discussion or further explanation. All items removed shall be considered immediately following action on the remaining items.

RI-1 Approval of Minutes of the Meeting held September 27, 2016

RI-2 Approval of Personnel Transactions

RI-3 Approval of Registers of Demands

RI-4 Approval of Monthly Report of Investment Transactions

RI-5 Approval of Quarterly Schedule of Investments

RI-6 Authorizing Removal of Disabled Person Parking Restriction at 11937 205th Street, Resolution No. 2016-60; and Approval of Disabled Parking Space at 5124 Barlin Avenue, Resolution No. 2016-61

REPORTS:

3.1 Approval of Design Engineering Services Agreement for Mayfair Park Water Capture Project

3.2 2016 Halloween Carnivals

3.3 Lakewood Shreds Community Event

3.4 Community Appreciation Day Event at Lakewood Center

City Council Agenda

October 11, 2016

Page 2

AGENDA LAKEWOOD HOUSING SUCCESSOR AGENCY

1. Approval of Register of Demands

ORAL COMMUNICATIONS:

ADJOURNMENT

Any qualified individual with a disability that would exclude that individual from participating in or attending the above meeting should contact the City Clerk's Office, 5050 Clark Avenue, Lakewood, CA, at 562/866-9771, ext. 2200; at least 48 hours prior to the above meeting to ensure that reasonable arrangements can be made to provide accessibility to the meeting or other reasonable auxiliary aids or services may be provided.

Copies of staff reports and other writings pertaining to this agenda are available for public review during regular business hours in the Office of the City Clerk, 5050 Clark Avenue, Lakewood, CA 90712

Routine Items

Routine Item 1 - City Council Minutes
will be available prior to the meeting

D I V I D E R S H E E T

COUNCIL AGENDA
October 11, 2016

TO: The Honorable Mayor and City Council

SUBJECT: Report of Personnel Transactions

<u>Name</u>	<u>Title</u>	<u>Schedule</u>	<u>Effective Date</u>
1. FULL-TIME EMPLOYEES			
A. Appointments None			
B. Changes Caitlynn Brown	Community Services Leader IV Administrative Clerk	B to 8A	9/25/2016
C. Separations None			
2. PART-TIME EMPLOYEES			
A. Appointments Adam Dragovich	Maintenance Trainee I	B	10/6/2016
B. Changes Tiffany Bullock	Community Services Leader III Community Services Leader IV	B to B	10/2/2016
C. Separations Jessie Armenta	Maintenance Trainee II	B	9/17/2016

Lisa Novotny *LNC*
Assistant City Manager

Howard L. Chambers *He*
City Manager

D I V I D E R S H E E T

**CITY OF LAKEWOOD
FUND SUMMARY 9/22/2016**

In accordance with section 2521 of the Lakewood Municipal Code there is presented herewith a summary of obligations to be paid by voucher 72407 through 72547. Each of the following demands has been audited by the Director of Administrative Services and approved by the City Manager.

1010	GENERAL FUND	715,222.42
1020	CABLE TV	2,016.20
1030	CDBG CURRENT YEAR	28,490.41
1050	COMMUNITY FACILITY	6,205.20
1710	PROPOSITION "A" RECREATION	2,002.04
3060	PROPOSITION "A"	234.82
3070	PROPOSITION "C"	41.09
5010	GRAPHICS AND COPY CENTER	4,240.90
5020	CENTRAL STORES	1,212.94
5030	FLEET MAINTENANCE	6,906.14
7000	WATER DEBT SERVICE FUND	22,223.67
7500	WATER UTILITY FUND	266,725.08
8020	LOCAL REHAB LOAN	155.50
8030	TRUST DEPOSIT	5,624.34
		<hr/>
		1,061,300.75

Council Approval

Date

City Manager

Attest

City Clerk

Director of Administrative Services

CITY OF LAKEWOOD

SUMMARY CHECK REGISTER

CHECK #	CHECK DATE	VEND #	VENDOR NAME	GROSS	DISC.	CHECK AMOUNT
72407	09/22/2016	61307	PERRIS FENCE & SUPPLY	326.30	0.00	326.30
72408	09/22/2016	4113	SHAKER NERMINE	1,750.00	0.00	1,750.00
72409	09/22/2016	4855	ALLEGIS GROUP HOLDINGS. INC.	3,103.00	0.00	3,103.00
72410	09/22/2016	51209	AGUINAGA GREEN INC	991.90	0.00	991.90
72411	09/22/2016	2701	AIRE RITE A/C & REFRIGERATION INC	1,492.66	0.00	1,492.66
72412	09/22/2016	4763	ALBANO'S PLUMBING. INC.	248.00	0.00	248.00
72413	09/22/2016	4514	MR WHELLS INC	48.72	0.00	48.72
72414	09/22/2016	4126	AUTOZONE PARTS INC	3.07	0.00	3.07
72415	09/22/2016	443	B&M LAWN AND GARDEN INC	94.30	0.00	94.30
72416	09/22/2016	39123	BACKFLOW APPARATUS & VALUE COMPANY	630.24	0.00	630.24
72417	09/22/2016	4790	COMPASS BANK	22,223.67	0.00	22,223.67
72418	09/22/2016	57079	CALIF JOINT POWERS INS AUTHORITY	189,511.00	0.00	189,511.00
72419	09/22/2016	6600	CALIFORNIA STATE DEPT OF JUSTICE	5,836.00	0.00	5,836.00
72420	09/22/2016	62164	CARD INTEGRATORS CORP	241.40	0.00	241.40
72421	09/22/2016	7500	CENTRAL BASIN MUNICIPAL WATER	2,070.00	0.00	2,070.00
72422	09/22/2016	40572	CHICAGO TITLE CO	146.00	0.00	146.00
72423	09/22/2016	45894	CINTAS CORPORATION	57.66	0.00	57.66
72424	09/22/2016	2084	CLEVELAND ELEMENTARY PTA	250.00	0.00	250.00
72425	09/22/2016	4397	CM SCHOOL SUPPLY	20.55	0.00	20.55
72426	09/22/2016	3778	COMMERCIAL AOUATIC SERVICES INC	1,179.88	0.00	1,179.88
72427	09/22/2016	53451	COMMUNITY FAMILY GUIDANCE CTR	750.00	0.00	750.00
72428	09/22/2016	4737	COMPUTER PROTECTION TECHNOLOGY INC	1,573.00	0.00	1,573.00
72429	09/22/2016	4380	CAPITAL ONE NATIONAL ASSOCIATION	35.96	0.00	35.96
72430	09/22/2016	4641	DAO. THAO	296.40	0.00	296.40
72431	09/22/2016	4680	DIAZ. ISABELLE	269.06	0.00	269.06
72432	09/22/2016	58618	DURHAM SCHOOL SERVICES	5,034.62	0.00	5,034.62
72433	09/22/2016	4435	ELLIOTT AUTO SUPPLY COMPANY INC	34.30	0.00	34.30
72434	09/22/2016	52316	FEDERAL EXPRESS CORP	65.94	0.00	65.94
72435	09/22/2016	3946	FERGUSON ENTERPRISES INC	645.02	0.00	645.02
72436	09/22/2016	3610	FLEMING ENVIRONMENTAL INC	608.82	0.00	608.82
72437	09/22/2016	4938	MARTI. INC.	1,982.50	0.00	1,982.50
72438	09/22/2016	65779	GOLDEN STATE WATER COMPANY	17,981.91	0.00	17,981.91
72439	09/22/2016	4836	GONZALEZ. RAMIRO	1,600.00	0.00	1,600.00
72440	09/22/2016	4886	GROH. MARK LEE	240.00	0.00	240.00
72441	09/22/2016	54961	HACH COMPANY	134.92	0.00	134.92
72442	09/22/2016	58838	HANSON AGGREGATES LLC	100.00	0.00	100.00
72443	09/22/2016	65575	HAP'S AUTO PARTS	64.14	0.00	64.14
72444	09/22/2016	35477	HARA M LAWNMOWER CENTER	19.53	0.00	19.53
72445	09/22/2016	42031	HOME DEPOT	2,310.01	0.00	2,310.01
72446	09/22/2016	1290	PIONEER LABELS INC	1,253.07	0.00	1,253.07
72447	09/22/2016	65891	HUMAN SERVICES ASSOCIATION	541.66	0.00	541.66
72448	09/22/2016	49843	INOUE. MICHAEL JOHN	1,095.25	0.00	1,095.25
72449	09/22/2016	4622	JHM SUPPLY INC	358.60	0.00	358.60
72450	09/22/2016	59873	JJS PALOMO'S STEEL INC	109.00	0.00	109.00

CITY OF LAKEWOOD

SUMMARY CHECK REGISTER

CHECK #	CHECK DATE	VEND #	VENDOR NAME	GROSS	DISC.	CHECK AMOUNT
72451	09/22/2016	63573	KDC INC	460.00	0.00	460.00
72452	09/22/2016	4668	SALES. KEVIN DBA	2,999.34	0.00	2,999.34
72453	09/22/2016	53849	LAKEWOOD ROTARY CLUB	226.00	0.00	226.00
72454	09/22/2016	18550	LAKEWOOD. CITY OF	100.00	0.00	100.00
72455	09/22/2016	2409	LIFTECH ELEVATOR SERVICES INC	507.00	0.00	507.00
72456	09/22/2016	62080	MARKLEY. ELIZABETH	78.00	0.00	78.00
72457	09/22/2016	65220	STEVEN MAHR PRINTING INC.	98.10	0.00	98.10
72458	09/22/2016	4887	MATHESON TRI-GAS. INC.	320.42	0.00	320.42
72459	09/22/2016	4625	MERCHANT'S BUILDING MAINTENANCE LLC	13,229.38	0.00	13,229.38
72460	09/22/2016	46696	MEYER & ASSOCIATES	26,723.75	0.00	26,723.75
72461	09/22/2016	52588	MILLER DON & SONS	465.67	8.31	457.36
72462	09/22/2016	4892	NESTLE WATERS NORTH AMERICA	188.16	0.00	188.16
72463	09/22/2016	48035	OCAJ INC	9.50	0.00	9.50
72464	09/22/2016	47554	OFFICE DEPOT BUSINESS SVCS	439.76	0.00	439.76
72465	09/22/2016	65659	PHASE II SYSTEMS INC	4,057.97	0.00	4,057.97
72466	09/22/2016	50512	PATHWAYS VOLUNTEER HOSPICE	750.00	0.00	750.00
72467	09/22/2016	4719	JOYCE LOU. INC.	175.00	0.00	175.00
72468	09/22/2016	47288	PEP BOYS MANNY MOE & JACK	82.83	0.00	82.83
72469	09/22/2016	4794	DUCOING ENTERPRISES. INC.	3,152.52	0.00	3,152.52
72470	09/22/2016	4374	PITNEY BOWES INC	1,223.38	0.00	1,223.38
72471	09/22/2016	1919	POLLARD JOSEPH G COMPANY INC	124.73	0.00	124.73
72472	09/22/2016	15600	LONG BEACH PUBLISHING CO	493.98	0.00	493.98
72473	09/22/2016	4760	PUN GROUP. THE LLP	20,000.00	0.00	20,000.00
72474	09/22/2016	4027	PUREFLOW FILTRATION DIV OF CALIF	2,947.50	0.00	2,947.50
72475	09/22/2016	4333	REYES. MICHELLE	109.20	0.00	109.20
72476	09/22/2016	2374	RICHARDS WATSON & GERSHON INC	2,525.00	0.00	2,525.00
72477	09/22/2016	47285	ROTARY CORP	357.09	0.00	357.09
72478	09/22/2016	45437	S & J SUPPLY CO	92.66	0.00	92.66
72479	09/22/2016	4309	SAFESHRED	25.00	0.00	25.00
72480	09/22/2016	240	SGS TESTCOM	7.59	0.00	7.59
72481	09/22/2016	2177	SINDAHA SAMIR	3,200.00	0.00	3,200.00
72482	09/22/2016	52279	SMART & FINAL INC	256.98	0.00	256.98
72483	09/22/2016	26900	SO CALIF SECURITY CENTERS INC	36.52	0.00	36.52
72484	09/22/2016	47054	SOUTHEAST AREA ANIMAL CONTROL AUTH	194,974.50	0.00	194,974.50
72485	09/22/2016	4177	SOUTHERN CALIF ACADEMY OF MUSIC	1,062.75	0.00	1,062.75
72486	09/22/2016	29400	SOUTHERN CALIFORNIA EDISON CO	63,389.82	0.00	63,389.82
72487	09/22/2016	29400	SOUTHERN CALIFORNIA EDISON CO	10.93	0.00	10.93
72488	09/22/2016	29450	SOUTHERN CALIFORNIA EDISON	502.87	0.00	502.87
72489	09/22/2016	29500	SOUTHERN CALIFORNIA GAS CO	3,341.73	0.00	3,341.73
72490	09/22/2016	4026	SPASEFF TED C	275.00	0.00	275.00
72491	09/22/2016	2995	STRICTLY BACKFLOW INC	2,372.61	0.00	2,372.61
72492	09/22/2016	2732	TANNEN. MITCH	686.40	0.00	686.40
72493	09/22/2016	1676	U S TELEPACIFIC CORP	459.21	0.00	459.21
72494	09/22/2016	59212	TETRA TECH INC	2,548.70	0.00	2,548.70

CITY OF LAKEWOOD

SUMMARY CHECK REGISTER

CHECK #	CHECK DATE	VEND #	VENDOR NAME	GROSS	DISC.	CHECK AMOUNT
72495	09/22/2016	4364	THE RINKS-LAKEWOOD ICE	175.50	0.00	175.50
72496	09/22/2016	4849	TIFCO INDUSTRIES. INC.	92.88	0.00	92.88
72497	09/22/2016	982	TOSHIBA BUSINESS SOLUTIONS	2,809.74	0.00	2,809.74
72498	09/22/2016	65737	U S BANK NATIONAL ASSOCIATION	103.56	0.00	103.56
72499	09/22/2016	4873	TRANSAMERICA LIFE INSURANCE COMPANY	2,694.20	0.00	2,694.20
72500	09/22/2016	65224	TUMBLE-N-KIDS. INC	89.70	0.00	89.70
72501	09/22/2016	60685	TURF STAR	924.15	0.00	924.15
72502	09/22/2016	66245	TYLER TECHNOLOGIES MUNIS DIVISION	132,762.14	0.00	132,762.14
72503	09/22/2016	1437	U S BANK NATIONAL ASSOCIATION	27,466.72	0.00	27,466.72
72504	09/22/2016	64652	CELLCO PARTNERSHIP	2,399.29	0.00	2,399.29
72505	09/22/2016	33200	WALTERS WHOLESALE ELECTRIC CO	53.90	0.99	52.91
72506	09/22/2016	7400	WATER REPLENISHMENT DISTRICT OF	206,815.95	0.00	206,815.95
72507	09/22/2016	61019	CHRISTMAN WILLIAM B	175.00	0.00	175.00
72508	09/22/2016	36166	WEGENER. KATHY	1,209.00	0.00	1,209.00
72509	09/22/2016	62628	WELLS C. PIPELINE MATERIALS	670.35	0.00	670.35
72510	09/22/2016	40925	WEST COAST ARBORISTS INC	45,460.80	0.00	45,460.80
72511	09/22/2016	4501	WEST COAST SAND AND GRAVEL. INC.	2,028.22	0.00	2,028.22
72512	09/22/2016	37745	WESTERN EXTERMINATOR CO	850.00	0.00	850.00
72513	09/22/2016	37745	WESTERN EXTERMINATOR CO	289.50	0.00	289.50
72514	09/22/2016	3837	WORTHINGTON FORD	161.76	0.00	161.76
72515	09/22/2016	3699	AGUILAR-NUNO. ANDREA	250.00	0.00	250.00
72516	09/22/2016	3699	ALVARADO. JAVIER	38.00	0.00	38.00
72517	09/22/2016	3699	BETHANY LUTHERAN CHURCH	250.00	0.00	250.00
72518	09/22/2016	3699	CLARK. CATHERINE	240.00	0.00	240.00
72519	09/22/2016	3699	ENGFER-HAMMER. VERNA	10.00	0.00	10.00
72520	09/22/2016	3699	FOXX. ALEXIS	250.00	0.00	250.00
72521	09/22/2016	3699	GEMME. MARTA	64.00	0.00	64.00
72522	09/22/2016	3699	GIRL SCOUT TROOP 3433-113	250.00	0.00	250.00
72523	09/22/2016	3699	GRIZZELL. CANDICE	250.00	0.00	250.00
72524	09/22/2016	3699	GUZMAN. TERESA	96.00	0.00	96.00
72525	09/22/2016	3699	HERNANDEZ. GLORIA	250.00	0.00	250.00
72526	09/22/2016	3699	IGNACIAO. JANE	250.00	0.00	250.00
72527	09/22/2016	3699	JACKSON. ROBERT	20.00	0.00	20.00
72528	09/22/2016	3699	KASBERG. ELSA	30.00	0.00	30.00
72529	09/22/2016	3699	KENNEDY. PHILLIPPA	79.00	0.00	79.00
72530	09/22/2016	3699	LANSANG. MARK	250.00	0.00	250.00
72531	09/22/2016	3699	LUMABAN. REYMAVIL	250.00	0.00	250.00
72532	09/22/2016	3699	MAMMANA. MICHELLE	176.00	0.00	176.00
72533	09/22/2016	3699	MEGGERSON. DAWN	55.00	0.00	55.00
72534	09/22/2016	3699	MOSOUEDA. CLAUDIA	20.00	0.00	20.00
72535	09/22/2016	3699	NELSON. NANCY	30.00	0.00	30.00
72536	09/22/2016	3699	PALACIOS. ANGELICA	250.00	0.00	250.00
72537	09/22/2016	3699	PERALTA JR.. ACHILLES	79.00	0.00	79.00
72538	09/22/2016	3699	ROBERTS. BARBARA	65.00	0.00	65.00

CITY OF LAKEWOOD

SUMMARY CHECK REGISTER

CHECK #	CHECK DATE	VEND #	VENDOR NAME	GROSS	DISC.	CHECK AMOUNT
72539	09/22/2016	3699	SARDINAS. CATHY	430.00	0.00	430.00
72540	09/22/2016	3699	SIMMONS. PRINCE	250.00	0.00	250.00
72541	09/22/2016	3699	SNODGRASS. HEATHER	35.00	0.00	35.00
72542	09/22/2016	3699	STARKS MINTER. THERESA	250.00	0.00	250.00
72543	09/22/2016	3699	TORRES. ROBERTO & PINEDA. ANGELES	1,514.70	0.00	1,514.70
72544	09/22/2016	3699	WRIGHT. GLENNISHA	132.00	0.00	132.00
72545	09/22/2016	4443	O'REILLY AUTOMOTIVE STORES INC	92.86	12.76	80.10
72546	09/22/2016	47854	TRUESDAIL LABORATORIES INC	607.00	0.00	607.00
72547	09/22/2016	66457	BRENNTAG PACIFIC INC	4,861.28	0.00	4,861.28
Totals:				<u>1,061,322.81</u>	<u>22.06</u>	<u>1,061,300.75</u>

**CITY OF LAKEWOOD
FUND SUMMARY 9/29/2016**

In accordance with section 2521 of the Lakewood Municipal Code there is presented herewith a summary of obligations to be paid by voucher 72548 through 72665. Each of the following demands has been audited by the Director of Administrative Services and approved by the City Manager.

1010	GENERAL FUND	1,417,867.19
1020	CABLE TV	1,308.37
1030	CDBG CURRENT YEAR	51.25
1050	COMMUNITY FACILITY	5,661.34
1070	RETIREE MEDICAL	448.00
1336	STATE COPS GRANT	16,228.45
5010	GRAPHICS AND COPY CENTER	755.82
5020	CENTRAL STORES	2,777.00
5030	FLEET MAINTENANCE	3,614.89
7500	WATER UTILITY FUND	55,882.13
8020	LOCAL REHAB LOAN	806.00
8030	TRUST DEPOSIT	100.00
		<hr/>
		1,505,500.44

Council Approval

Date

City Manager

Attest

City Clerk

Director of Administrative Services

CITY OF LAKEWOOD

SUMMARY CHECK REGISTER

CHECK #	CHECK DATE	VEND #	VENDOR NAME	GROSS	DISC.	CHECK AMOUNT
72548	09/29/2016	59447	A-1 STEEL FENCE COMPANY	2,800.00	0.00	2,800.00
72549	09/29/2016	4855	ALLEGIS GROUP HOLDINGS. INC.	1,276.00	0.00	1,276.00
72550	09/29/2016	4684	AMAZON.COM LLC	5,116.36	0.00	5,116.36
72551	09/29/2016	66012	BARTKUS. KRISTIN	19.50	0.00	19.50
72552	09/29/2016	48108	BERG. APRIL	243.75	0.00	243.75
72553	09/29/2016	39728	BERK SUSAN	3,500.00	0.00	3,500.00
72554	09/29/2016	4432	BOTROS. DIANA	709.80	0.00	709.80
72555	09/29/2016	1935	BREA. CITY OF	42,410.85	0.00	42,410.85
72556	09/29/2016	307	CALIF. STATE DISBURSEMENT UNIT	155.07	0.00	155.07
72557	09/29/2016	53983	CALIF STATE FRANCHISE TAX BOARD	387.05	0.00	387.05
72558	09/29/2016	57079	CALIF JOINT POWERS INS AUTHORITY	4,569.48	0.00	4,569.48
72559	09/29/2016	43135	CERRITOS. CITY OF - WATER DIVISION	47,335.50	0.00	47,335.50
72560	09/29/2016	40572	CHICAGO TITLE CO	31.00	0.00	31.00
72561	09/29/2016	45894	CINTAS CORPORATION	71.23	0.00	71.23
72562	09/29/2016	4737	COMPUTER PROTECTION TECHNOLOGY INC	638.00	0.00	638.00
72563	09/29/2016	4911	CONVERGINT TECHNOLOGIES LLC	1,243.00	0.00	1,243.00
72564	09/29/2016	4776	CORELOGIC. INC.	102.50	0.00	102.50
72565	09/29/2016	4380	CAPITAL ONE NATIONAL ASSOCIATION	297.66	0.00	297.66
72566	09/29/2016	4442	DANIEL'S TIRE SERVICE INC	1,149.91	0.00	1,149.91
72567	09/29/2016	4498	DELTA DENTAL INSURANCE COMPANY	1,389.39	0.00	1,389.39
72568	09/29/2016	56889	DELTA DENTAL OF CALIFORNIA	7,198.92	0.00	7,198.92
72569	09/29/2016	2929	DETTORE. TONY	150.00	0.00	150.00
72570	09/29/2016	27200	DICKSON R F CO INC	41,786.55	0.00	41,786.55
72571	09/29/2016	3199	EDCO WASTE SERVICES LLC	390,020.85	0.00	390,020.85
72572	09/29/2016	58284	EMAMI. CYNTHIA	338.00	0.00	338.00
72573	09/29/2016	4862	FACILITY SERVICES - NEVADA INC	2,020.00	0.00	2,020.00
72574	09/29/2016	4435	ELLIOTT AUTO SUPPLY COMPANY INC	181.44	0.00	181.44
72575	09/29/2016	4884	FRONTIER CALIFORNIA INC.	79.99	0.00	79.99
72576	09/29/2016	61769	GRAUTEN. EVELYN R	431.60	0.00	431.60
72577	09/29/2016	38311	H & H NURSERY	15.26	0.00	15.26
72578	09/29/2016	54961	HACH COMPANY	1,850.85	0.00	1,850.85
72579	09/29/2016	65575	HAP'S AUTO PARTS	48.90	0.00	48.90
72580	09/29/2016	42031	HOME DEPOT	598.50	0.00	598.50
72581	09/29/2016	41897	HOSE-MAN THE	469.33	0.00	469.33
72582	09/29/2016	36494	ICSC	100.00	0.00	100.00
72583	09/29/2016	4622	JHM SUPPLY INC	12.10	0.00	12.10
72584	09/29/2016	4180	JONES RICHARD D. A PROF LAW CORP	5,917.55	0.00	5,917.55
72585	09/29/2016	4180	JONES RICHARD D. A PROF LAW CORP	16,750.00	0.00	16,750.00
72586	09/29/2016	2956	KICK IT UP KIDZ. LLC	2,155.40	0.00	2,155.40
72587	09/29/2016	18300	LAKEWOOD CHAMBER OF COMMERCE	1,833.33	0.00	1,833.33
72588	09/29/2016	2453	LAKEWOOD EDUCATION FOUNDATION	2,500.00	0.00	2,500.00
72589	09/29/2016	20300	LONG BEACH CITY GAS & WATER DEPT	145.07	0.00	145.07
72590	09/29/2016	21600	LOS ANGELES CO SHERIFFS DEPT	831,240.05	0.00	831,240.05
72591	09/29/2016	36844	LA COUNTY DEPT OF PUBLIC WORKS	17,341.71	0.00	17,341.71

CITY OF LAKEWOOD

SUMMARY CHECK REGISTER

CHECK #	CHECK DATE	VEND #	VENDOR NAME	GROSS	DISC.	CHECK AMOUNT
72592	09/29/2016	46658	MARTUCCI. CHUCK	39.00	0.00	39.00
72593	09/29/2016	4887	MATHESON TRI-GAS. INC.	47.96	0.00	47.96
72594	09/29/2016	65773	MAYFLOWER DISTRIBUTING COMPANY	95.89	0.00	95.89
72595	09/29/2016	64241	MAYNOR DONALD H.	1,250.00	0.00	1,250.00
72596	09/29/2016	66339	MC ENROE. BARBARA	286.00	0.00	286.00
72597	09/29/2016	4446	MIDAMERICA ADMIN & RETIREMENT	448.00	0.00	448.00
72598	09/29/2016	41831	MIEIR-KING. RICHARD	537.55	0.00	537.55
72599	09/29/2016	62741	MITCHELL REPAIR INFORMATION CO LLC	140.61	0.00	140.61
72600	09/29/2016	64333	MOSES-CALDERA. ISABEL	513.50	0.00	513.50
72601	09/29/2016	615	MUNI SERVICES LLC	2,644.12	0.00	2,644.12
72602	09/29/2016	4798	MURTISHAW. JESSICA	175.50	0.00	175.50
72603	09/29/2016	2546	NIFTY AFTER FIFTY	57.60	0.00	57.60
72604	09/29/2016	34536	OCOBOC. DEBRA	226.20	0.00	226.20
72605	09/29/2016	47554	OFFICE DEPOT BUSINESS SVCS	1,250.76	0.00	1,250.76
72606	09/29/2016	450	PACIFIC EH & S SERVICES INC	3,584.00	0.00	3,584.00
72607	09/29/2016	51171	PERS LONG TERM CARE PROGRAM	301.10	0.00	301.10
72608	09/29/2016	1615	PFM ASSET MANAGEMENT LLC	3,070.51	0.00	3,070.51
72609	09/29/2016	4494	PIERSON. JEREMY L.	397.80	0.00	397.80
72610	09/29/2016	4866	SCOTT. REBECCA DBA PONY TIME	400.00	0.00	400.00
72611	09/29/2016	4902	PROTEL COMMUNICATIONS INC.	6,408.82	0.00	6,408.82
72612	09/29/2016	4926	RAM AIR ENGINEERING. INC.	305.00	0.00	305.00
72613	09/29/2016	45437	S & J SUPPLY CO	325.53	0.00	325.53
72614	09/29/2016	50796	S C P L R C	150.00	0.00	150.00
72615	09/29/2016	52279	SMART & FINAL INC	153.63	0.00	153.63
72616	09/29/2016	26900	SO CALIF SECURITY CENTERS INC	23.98	0.00	23.98
72617	09/29/2016	4898	SOLINST CANADA LTD.	303.08	0.00	303.08
72618	09/29/2016	45895	SOUTHEAST WATER COALITION	2,500.00	0.00	2,500.00
72619	09/29/2016	4201	AUDIO MESSAGING SOLUTIONS LLC	217.35	0.00	217.35
72620	09/29/2016	64602	STAPLES CONTRACT & COMMERCIAL INC	10,825.47	0.00	10,825.47
72621	09/29/2016	60792	STEPHENS. ERIC	140.40	0.00	140.40
72622	09/29/2016	2995	STRICTLY BACKFLOW INC	508.40	0.00	508.40
72623	09/29/2016	66215	SUPERIOR COURT OF CALIFORNIA	10,477.50	0.00	10,477.50
72624	09/29/2016	66215	SUPERIOR COURT OF CALIFORNIA	7,517.00	0.00	7,517.00
72625	09/29/2016	57912	SURI. KAREN	263.25	0.00	263.25
72626	09/29/2016	4364	THE RINKS-LAKEWOOD ICE	66.30	0.00	66.30
72627	09/29/2016	3110	TORRES LOPEZ JAVIER	116.00	0.00	116.00
72628	09/29/2016	4840	VERITIV OPERATING COMPANY	321.21	0.00	321.21
72629	09/29/2016	4073	SCHUPBACH DAVID SHANE	1,308.37	0.00	1,308.37
72630	09/29/2016	17640	WAXIE ENTERPRISES INC	1,146.24	0.00	1,146.24
72631	09/29/2016	62628	WELLS C. PIPELINE MATERIALS	389.13	0.00	389.13
72632	09/29/2016	35146	WILLDAN ASSOCIATES	840.00	0.00	840.00
72633	09/29/2016	4837	XEROX CORPORATION	755.82	0.00	755.82
72634	09/29/2016	3699	ALVIDREZ. MICHAEL	250.00	0.00	250.00
72635	09/29/2016	3699	AREVALO. ROSA	250.00	0.00	250.00

CITY OF LAKEWOOD

SUMMARY CHECK REGISTER

CHECK #	CHECK DATE	VEND #	VENDOR NAME	GROSS	DISC.	CHECK AMOUNT
72636	09/29/2016	3699	BEAMER. JEANNE	28.00	0.00	28.00
72637	09/29/2016	3699	CHALK. JULIUS RAY III	250.00	0.00	250.00
72638	09/29/2016	3699	CHOOMNGERN. LESLIE	250.00	0.00	250.00
72639	09/29/2016	3699	ESTRELLA. JEREMY	480.00	0.00	480.00
72640	09/29/2016	3699	FLORES. MARIA	250.00	0.00	250.00
72641	09/29/2016	3699	INTEGRITY TERMITE COMPANY	775.00	0.00	775.00
72642	09/29/2016	3699	JOHNSON SR. CALIPH	250.00	0.00	250.00
72643	09/29/2016	3699	JOHNSTONE. DONALD	250.00	0.00	250.00
72644	09/29/2016	3699	KAUTTO. JENNIFER	250.00	0.00	250.00
72645	09/29/2016	3699	KIEDROWSKI. DIANE	250.00	0.00	250.00
72646	09/29/2016	3699	MARUZZO. MARC	92.00	0.00	92.00
72647	09/29/2016	3699	MCKINNEY-WILLIAMS. JUANITA	160.00	0.00	160.00
72648	09/29/2016	3699	MONROY. SARA	250.00	0.00	250.00
72649	09/29/2016	3699	MURILLO. RAUL	100.00	0.00	100.00
72650	09/29/2016	3699	NAFOR. MOULENE	240.00	0.00	240.00
72651	09/29/2016	3699	ODVINA. JERILYN	250.00	0.00	250.00
72652	09/29/2016	3699	PLATINUM CONSTRUCTION	478.92	0.00	478.92
72653	09/29/2016	3699	PULIDO. BLANCA	250.00	0.00	250.00
72654	09/29/2016	3699	QUINTERO. CLIFFORD	110.00	0.00	110.00
72655	09/29/2016	3699	SANCHEZ. TERESA	250.00	0.00	250.00
72656	09/29/2016	3699	SOLOMON. FIDEL	250.00	0.00	250.00
72657	09/29/2016	3699	TAEZA. MARIA	240.00	0.00	240.00
72658	09/29/2016	3699	TANG. LOANNE	250.00	0.00	250.00
72659	09/29/2016	3699	TORRES. RAZEL	250.00	0.00	250.00
72660	09/29/2016	3699	VIK. CHARMAN	290.00	0.00	290.00
72661	09/29/2016	3699	WESTFALL. RALPH	65.00	0.00	65.00
72662	09/29/2016	3699	WHITMORE. THERESA	250.00	0.00	250.00
72663	09/29/2016	2279	AMERICAN PACIFIC PRINTERS COLLEGES	795.71	0.00	795.71
72664	09/29/2016	4443	O'REILLY AUTOMOTIVE STORES INC	168.87	3.09	165.78
72665	09/29/2016	47854	TRUESDAIL LABORATORIES INC	70.00	0.00	70.00
Totals:				<u>1,505,503.53</u>	<u>3.09</u>	<u>1,505,500.44</u>

CITY OF LAKEWOOD

SUMMARY WIRE REGISTER SEPTEMBER 2016

Wire date	Amount	Recipient	Purpose
9/2/16	25,695.34	EDD	State taxes
9/7/16	131,300.96	CalPERS	PERS contribution
9/7/16	5,007.82	CalPERS	PERS 457
9/13/16	103,431.54	IRS via BofA	Fed taxes
9/14/16	7,215.65	Southland C/U	employee savings account
9/14/16	19,620.74	ICMA	ICMA 457
9/14/16	2,986.77	MidAmerica	ARS aka APPLE
9/14/16	3,425.00	PARS via U.S. Bank	excess stackable plan
9/14/16	7,833.20	PARS via U.S. Bank	stackable plan
9/14/16	13,833.49	PARS via Citibank	defined contribution
9/14/16	5,498.50	F&A Fed C/U	employee savings account
9/16/16	25,483.54	EDD	State taxes
9/16/16	132,013.49	CalPERS	PERS contribution
9/16/16	5,007.82	CalPERS	PERS 457
9/16/16	56,375.79	MidAmerica	CEMRB
9/16/16	1,003.18	HUD	Interest earning
9/21/16	56,964.01	City Light & Power	monthly maint fee
9/28/16	20,010.74	ICMA	ICMA 457
9/28/16	3,560.15	MidAmerica	ARS aka APPLE
9/28/16	3,425.00	PARS via U.S. Bank	excess stackable plan
9/28/16	7,848.54	PARS via U.S. Bank	stackable plan
9/28/16	1,926.33	PARS via U.S. Bank	Defined Benefit
9/28/16	21,754.99	PARS via Citibank	defined contribution
9/28/16	92,721.38	IRS via BofA	Fed taxes
9/29/16	95,483.77	CalPERS	PERS Health
9/30/16	21,347.18	EDD	State taxes

Council Approval

Date

City Manager

Attest

City Clerk

Director of Administrative Services

D I V I D E R S H E E T

COUNCIL AGENDA

October 11, 2016

TO: The Honorable Mayor and City Council**SUBJECT:** Monthly Report of Investment Transactions**INTRODUCTION**


In accordance with California Government Code Section 53607, the City Council has delegated to the City Treasurer the responsibility to invest or to reinvest funds, or to sell or exchange securities so purchased. The California Government Code Section 53607 requires that, if such responsibility has been delegated, then the Treasurer "shall make a monthly report of those transactions to the legislative body." In compliance with this requirement, the Monthly Report of Investment Transactions is being rendered to be received and filed.

STATEMENT OF MONTHLY ACTIVITY


<u>Date</u>	<u>Amount at Cost</u>	<u>Vehicle</u>	<u>Transaction</u>
09-01-2016	\$ 13,711.11	FNMA	Paydown ^{1.246%}
09-01-2016	\$ 750,000.00	LAIF	Withdrawal
09-08-2016	\$ 200,000.00	LAIF	Withdrawal
09-15-2016	\$ 900,000.00	LAIF	Withdrawal
09-15-2016	\$ 760,337.98	TREAS	Sell
09-15-2016	\$ 759,673.20	FHLMC	Purchase
09-22-2016	\$ 300,000.00	LAIF	Withdrawal
09-29-2016	\$ 275,000.00	LAIF	Withdrawal
09-01-2016	\$ 6,162.50	CORP	Interest ^{1.7%}
09-01-2016	\$ 430.96	FNMA	Interest ^{1.246%}
09-01-2016	\$ 452.65	FNMA	Interest ^{1.646%}
09-01-2016	\$ 245.17	FNMA	Interest ^{1.898%}
09-01-2016	\$ 219.58	FNMA	Interest ^{1.55%}
09-01-2016	\$ 416.50	FNMA	Interest ^{1.785%}
09-06-2016	\$ 4,893.75	CORP	Interest ^{1.305%}
09-09-2016	\$ 5,957.08	CD	Interest ^{1.7%}
09-11-2016	\$ 4,984.38	CD	Interest ^{1.375%}
09-13-2016	\$ 2,512.50	CORP	Interest ^{1.5%}
09-15-2016	\$ 467.50	CORP	Interest ^{1.7%}
09-28-2016	\$ 3,937.50	FNMA	Interest ^{0.875%}
09-30-2016	\$ 1,106.25	TREAS	Interest ^{0.75%}
09-30-2016	\$ 23.53	CAMP	Interest ^{0.64%}
09-30-2016	\$ 364.09	CAMP	Interest ^{0.64%}

RECOMMENDATION

It is recommended that the City Council receive and file the Monthly Report of Investment Transactions rendered for the month of September 2016.



Diane Perkin
Director of Administrative Services

Howard L. Chambers 
City Manager

D I V I D E R S H E E T

COUNCIL AGENDA

October 11, 2016

TO: The Honorable Mayor and City Council

SUBJECT: Quarterly Schedule of Investments

INTRODUCTION

Effective January 1, 1996, the California Government Code, Section 53646 requires that: *"The treasurer or chief fiscal officer shall render a quarterly report to the chief executive officer, the internal auditor and the legislative body of the local agency. The quarterly report shall be so submitted within 30 days following the end of the quarter covered by the report."* In compliance with this section of the code, the schedule of investments is being rendered to be received and filed.

STATEMENT OF FACT

The investments represented in this report are allocated to a variety of funds such as the General Fund, Water Fund, Redevelopment Funds, Restricted Special Revenue Funds, and Fiduciary Funds.

The City's idle funds are invested in compliance with the City's investment policy, which was last reviewed and approved in January 2015 by the City Council, and is compliance with the updated Investment Policy proposed for adoption. Specifically, the city's investment objectives in the investment of public funds are safety, liquidity and yield. To accomplish these objectives, the following types of investments have been chosen and the City is currently or in the past invested in the following securities:

Treasury Notes

TREAS Obligations of the U.S. Government to provide for the cash flow needs of the Federal Government.

Federal Agency Bonds or Notes:

Federal agency or United States government-sponsored enterprise obligations, participations, or other instruments, including those issued by or fully guaranteed as to principal and interest by federal agencies or United States government-sponsored enterprises.

- FHLB (Federal Home Loan Bank Bonds)
Bonds and discount notes issued by the Federal Home Loan Bank to provide funding to member institutions and make available money to the residential mortgage market.
- FHLMC (Federal Home Loan Mortgage Corp)
A publicly chartered agency that buys qualifying residential mortgages from lenders, packages them into new securities backed by those pooled mortgages, provides certain guarantees and then re-sells the securities on the open market.
- FNMA (Federal National Mortgage Association)
National Mortgage Association is a government-sponsored, privately owned corporation established to create a secondary market for Federal Housing Administration mortgages.
- FFCB (Federal Farm Credit Bank)

The Federal Farm Credit Bank is an independent agency of the U.S. Government which issues bonds and discount notes to provide short- and long-term credit and credit-related services to farmers, ranchers, rural homeowners, producers and harvesters.

Supra-National Agency Bond or Notes

Supranational debt is debt of international or multi-lateral financial agency; the debt is used to finance economic/infrastructure development, environmental protection, poverty reduction and renewable energy around the globe, rated AAA, highly liquid and issued in a range of maturities.

Negotiable Certificates of Deposit

Negotiable CDs are issued by large banks and are freely traded in secondary markets as short term (2 to 52 weeks), large denomination (\$100,000 minimum) CD, that is either issued at a discount on its par value, or at a fixed interest rate payable at maturity.

Municipal Bonds or Notes:

Registered treasury notes or bonds of any of the other 49 United States in addition to California, including bonds payable solely out of the revenues from a revenue-producing property owned, controlled, or operated by a state or by a department, board, agency, or authority of any of the other 49 United States, in addition to California.

Corporate Notes:

Medium-term notes, defined as all corporate and depository institution debt securities with a maximum remaining maturity of five years or less, issued by corporations organized and operating within the United States or by depository institutions licensed by the United States, or any state and operating within the United States. Medium-term corporate notes shall be rated in a rating category of "A" or its equivalent or better.

Commercial Paper:

Commercial paper of "prime" quality of the highest ranking or of the highest letter and number rating as provided for by a nationally recognized statistical-rating organization.

Pooled Funds:

LAIF (Local Agency Investment Fund, State of California)

This investment pool is administered by the Treasurer of the State of California, and provides a high-level of liquidity and strong safety through diversification of investments.

CAMP (California Asset Management Program)

A Joint Powers Authority established in 1989 by the treasurers and finance directors of several California public agencies to provide professional investment services at a reasonable cost. Participation is limited to California public agencies.

Los Angeles County Pool

Investment in the Los Angeles County Pool may not exceed the current pool limits and should be reviewed periodically.

MMKT (Money Market)

This is a money market interest-bearing checking account that is fully insured and collateralized.

SUMMARY

City of Lakewood
Schedule of Investments - September 30, 2016

<u>Type</u>	<u>Rating</u>	<u>Inst.</u>	<u>Par Value</u>	<u>Amortized Cost</u>	<u>Market Value</u>	<u>Yield</u>	<u>Duration</u>
Marketable Securities							
Federal Agency	AA+	US Bank	\$10,480,000.00	\$10,473,852.95	\$10,489,007.55	0.97	2.260
Fed Agency CMO	AA+	US Bank	\$1,336,274.63	\$1,343,335.21	\$1,341,832.12	1.03	1.800
US Treasury	AA+	US Bank	\$7,390,000.00	\$7,437,334.83	\$7,467,967.12	1.02	2.100
Supra-National	AAA	US Bank	\$1,230,000.00	\$1,228,111.52	\$1,228,226.32	0.99	2.400
Certificate of Deposit	AA-:A-1+	US Bank	\$8,150,000.00	\$8,149,632.57	\$8,162,637.94	1.22	0.860
Municipal Bond	AAA:AA:SP-1	US Bank	\$0.00	\$0.00	\$0.00	0.00	0.000
Commercial Paper	A-1+:A-1	US Bank	\$0.00	\$0.00	\$0.00	0.00	0.000
Corporate Note	AA+:A	US Bank	\$7,550,000.00	\$7,548,948.10	\$7,583,510.85	1.55	1.830
			\$36,136,274.63	\$36,181,215.18	\$36,273,181.90	1.16	1.820

(See attached report provided by PFM for more detail)

Pooled Investment Accounts

City L.A.I.F.	Calif	\$6,321,444.84	\$6,317,520.26	0.55	Life	167 days
City C.A.M.P.	US Bank	\$43,295.42	\$43,295.42	0.64	WAM	1 day
		\$6,364,740.26	\$6,360,815.68			

Bank Accounts

City - Checking	BofA	\$2,829,151.98	\$2,829,151.98	0.25
City- Payroll	BofA	\$61,815.63	\$61,815.63	0.25
Successor Housing - Checking	BofA	\$405,936.60	\$405,936.60	0.25
		\$3,296,904.21	\$3,296,904.21	

Portfolio	\$45,842,859.65	\$45,930,901.79	1.01
------------------	------------------------	------------------------	-------------

Funds held in reserve as required by debt issuance or non-agency funds - not available for City expenditures:

Successor Agency - checking	BofA	\$25,719.40	\$25,719.40	0.25
LRA C.A.M.P. - Arbitrage	US Bank	\$665,037.14	\$665,037.14	0.64
LRA - Reserve	US Bank	\$790,095.17	\$790,095.17	-
Business Dev Loan MMKT	BofA	\$796,150.36	\$796,150.36	0.20
City Light & Power- Reserve	Union Bank	\$205,356.40	\$205,356.40	0.08
		\$2,482,358.47	\$2,482,358.47	

Total Portfolio:	Amortized Cost	Market Value	
	\$48,325,218.12	\$48,413,260.26	0.97

The attached Managed Account Summary Statement is provided by the city's investment advisor Public Financial Management (PFM). The report is divided into the following sections:


- (A) Managed Account Summary – total portfolio value, transactions and earnings
- (B) Portfolio Summary – summary of the characteristics of the portfolio
- (C) Managed Account Issuer Summary – breakdown of issuer concentration and credit quality
- (D) Managed Account Details of Securities Held – an analysis of each security holding in the portfolio as of the last day of the quarter
- (E) Managed Account Fair Market Value & Analysis – summary of unrealized gains and losses reflected in market values
- (F) Managed Account Securities Transactions & Interest – detail of all transactions related to securities that either have a trade or settle date during the most recent month; this information is provided to the Council monthly.

STAFF RECOMMENDATION

It is recommended that the City Council receive and file the Quarterly Schedule of Investments rendered for the 1st Quarter of Fiscal Year 2016-2017.



Diane Perkin
Director of Administrative Services

Howard L. Chambers 
City Manager



Managed Account Summary Statement

For the Month Ending **September 30, 2016**

CITY OF LAKEWOOD - 51260100

Transaction Summary - Managed Account

Opening Market Value	\$36,280,639.72
Maturities/Calls	(13,771.11)
Principal Dispositions	(756,796.88)
Principal Acquisitions	759,673.20
Unsettled Trades	0.00
Change in Current Value	3,436.97
Closing Market Value	\$36,273,181.90

Cash Transactions Summary - Managed Account

Maturities/Calls	0.00
Sale Proceeds	1,937,005.38
Coupon/Interest/Dividend Income	31,786.32
Principal Payments	13,771.11
Security Purchases	(1,957,801.20)
Net Cash Contribution	(32,179.09)
Reconciling Transactions	0.00

Earnings Reconciliation (Cash Basis) - Managed Account

Interest/Dividends/Coupons Received	38,561.15
Less Purchased Interest Related to Interest/Coupons	0.00
Plus Net Realized Gains/Losses	10,271.78
Total Cash Basis Earnings	\$48,832.93

Cash Balance

Closing Cash Balance	\$35,165.96
-----------------------------	--------------------

Earnings Reconciliation (Accrual Basis)

	Total
Ending Amortized Value of Securities	36,181,215.18
Ending Accrued Interest	121,025.10
Plus Proceeds from Sales	760,337.98
Plus Proceeds of Maturities/Calls/Principal Payments	13,771.11
Plus Coupons/Dividends Received	31,786.32
Less Cost of New Purchases	(759,673.20)
Less Beginning Amortized Value of Securities	(36,185,961.32)
Less Beginning Accrued Interest	(119,370.51)
Total Accrual Basis Earnings	\$43,130.66



Portfolio Summary and Statistics

For the Month Ending **September 30, 2016**

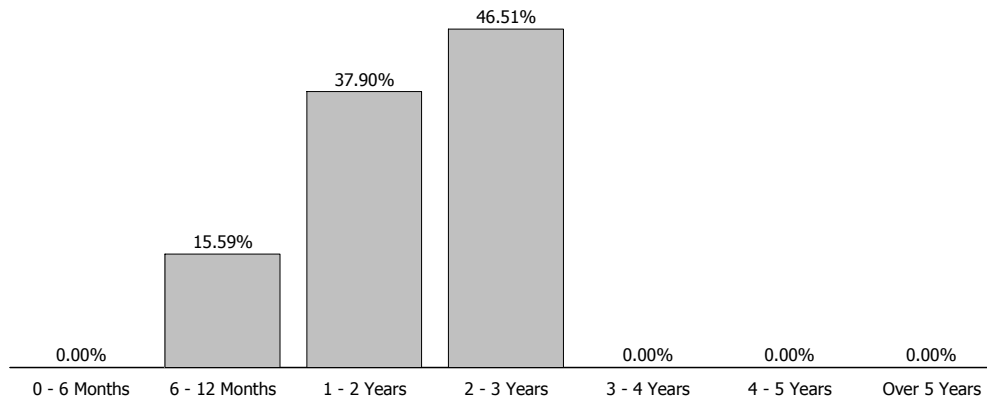
CITY OF LAKEWOOD - 51260100

Account Summary

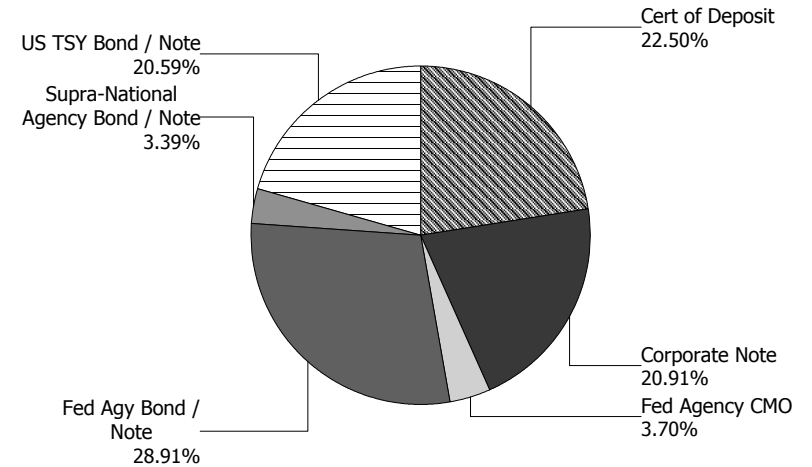
Description	Par Value	Market Value	Percent
U.S. Treasury Bond / Note	7,390,000.00	7,467,967.12	20.59
Supra-National Agency Bond / Note	1,230,000.00	1,228,226.32	3.39
Federal Agency Collateralized Mortgage Obligation	1,336,274.63	1,341,832.12	3.70
Federal Agency Bond / Note	10,480,000.00	10,489,007.55	28.91
Corporate Note	7,550,000.00	7,583,510.85	20.91
Certificate of Deposit	8,150,000.00	8,162,637.94	22.50
Managed Account Sub-Total	36,136,274.63	36,273,181.90	100.00%
Accrued Interest		121,025.10	
Total Portfolio	36,136,274.63	36,394,207.00	

Unsettled Trades **0.00** **0.00**

Maturity Distribution



Sector Allocation



Characteristics

Yield to Maturity at Cost	1.16%
Yield to Maturity at Market	1.01%
Duration to Worst	1.81
Weighted Average Days to Maturity	676



Managed Account Issuer Summary

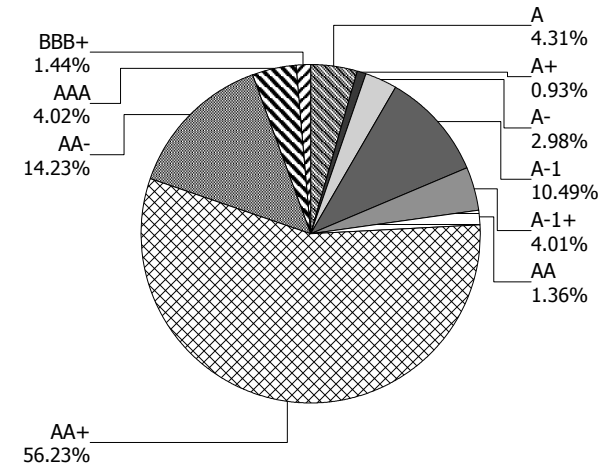
For the Month Ending **September 30, 2016**

CITY OF LAKEWOOD - 51260100

Issuer Summary

Issuer	Market Value of Holdings	Percent
AMERICAN EXPRESS CO	352,042.25	0.97
AMERICAN HONDA FINANCE	336,377.86	0.93
APPLE INC	348,625.20	0.96
BANK OF AMERICA CORP	352,023.70	0.97
BANK OF MONTREAL	726,241.93	2.00
BANK OF NEW YORK CO INC	729,322.45	2.01
BANK OF NOVA SCOTIA	727,417.88	2.01
BERKSHIRE HATHAWAY INC	140,458.84	0.39
CANADIAN IMPERIAL BANK OF COMMERCE	724,093.75	2.00
CHEVRON CORP	351,850.80	0.97
CISCO SYSTEMS INC	630,130.63	1.74
CITIGROUP INC	146,104.03	0.40
EXXON MOBIL CORP	752,269.50	2.07
FANNIE MAE	5,891,991.12	16.24
FEDERAL HOME LOAN BANKS	2,474,346.25	6.82
FREDDIE MAC	3,464,502.30	9.55
GOLDMAN SACHS GROUP INC	377,497.50	1.04
HSBC HOLDINGS PLC	726,638.50	2.00
IBM CORP	899,882.10	2.48
INTER-AMERICAN DEVELOPMENT BANK	504,951.02	1.39
INTL BANK OF RECONSTRUCTION AND DEV	723,275.30	1.99
JP MORGAN CHASE & CO	727,206.90	2.00
MICROSOFT CORP	229,266.53	0.63
NORDEA BANK AB	724,666.50	2.00
PFIZER INC	352,074.10	0.97
RABOBANK NEDERLAND	899,543.70	2.48
ROYAL BANK OF CANADA	728,425.63	2.01
SKANDINAVISKA ENSKIDA BANKEN AB	726,087.50	2.00
SVENSKA HANDELSBANKEN	726,645.75	2.00
THE WALT DISNEY CORPORATION	101,155.20	0.28
TORONTO-DOMINION BANK	725,340.75	2.00
TOYOTA MOTOR CORP	377,029.13	1.04

Credit Quality (S&P Ratings)





Managed Account Issuer Summary

For the Month Ending **September 30, 2016**

CITY OF LAKEWOOD - 51260100

Issuer	Market Value of Holdings	Percent
UNITED STATES TREASURY	7,467,967.12	20.60
US BANCORP	727,536.05	2.01
WELLS FARGO & COMPANY	380,194.13	1.05
Total	\$36,273,181.90	100.00%



Managed Account Detail of Securities Held

For the Month Ending **September 30, 2016**

CITY OF LAKEWOOD - 51260100

Security Type/Description Dated Date/Coupon/Maturity	CUSIP	Par	S&P Rating	Moody's Rating	Trade Date	Settle Date	Original Cost	YTM at Cost	Accrued Interest	Amortized Cost	Market Value
U.S. Treasury Bond / Note											
US TREASURY NOTES DTD 04/01/2013 0.750% 03/31/2018	912828UU2	295,000.00	AA+	Aaa	03/26/15	03/27/15	292,868.17	0.99	6.08	293,932.00	295,080.54
US TREASURY NOTES DTD 04/30/2013 0.625% 04/30/2018	912828UZ1	800,000.00	AA+	Aaa	04/28/15	04/30/15	793,562.50	0.90	2,092.39	796,585.10	798,687.20
US TREASURY NOTES DTD 05/31/2013 1.000% 05/31/2018	912828VE7	580,000.00	AA+	Aaa	12/28/15	12/30/15	577,122.66	1.21	1,949.18	578,012.24	582,288.10
US TREASURY NOTES DTD 12/02/2013 1.250% 11/30/2018	912828A34	1,000,000.00	AA+	Aaa	05/03/16	05/06/16	1,010,546.88	0.83	4,200.82	1,008,901.59	1,009,219.00
US TREASURY NOTES DTD 12/02/2013 1.250% 11/30/2018	912828A34	1,250,000.00	AA+	Aaa	11/05/15	11/09/15	1,252,539.06	1.18	5,251.02	1,251,807.91	1,261,523.75
US TREASURY NOTES DTD 12/31/2013 1.500% 12/31/2018	912828A75	1,875,000.00	AA+	Aaa	12/01/15	12/04/15	1,890,893.55	1.22	7,107.68	1,886,681.66	1,903,051.88
US TREASURY NOTES DTD 02/29/2012 1.375% 02/28/2019	912828SH4	405,000.00	AA+	Aaa	02/01/16	02/03/16	409,334.77	1.02	476.88	408,419.23	410,157.27
US TREASURY NOTES DTD 04/30/2014 1.625% 04/30/2019	912828D23	1,185,000.00	AA+	Aaa	06/27/16	06/29/16	1,215,735.94	0.70	8,058.32	1,212,995.10	1,207,959.38
Security Type Sub-Total		7,390,000.00					7,442,603.53	1.02	29,142.37	7,437,334.83	7,467,967.12
Supra-National Agency Bond / Note											
INTL BANK OF RECON AND DEV SN NOTES DTD 04/19/2016 0.875% 07/19/2018	459058FE8	375,000.00	AAA	Aaa	04/12/16	04/19/16	374,336.25	0.95	656.25	374,467.17	375,075.00
INTER-AMERICAN DEVELOPMENT BANK DTD 04/12/2016 1.000% 05/13/2019	458182DX7	505,000.00	AAA	Aaa	04/05/16	04/12/16	503,485.00	1.10	2,370.69	503,713.21	504,951.02
INTL BANK OF RECON AND DEV SN NOTE DTD 07/13/2016 0.875% 08/15/2019	459058FK4	350,000.00	AAA	Aaa	07/06/16	07/13/16	349,926.50	0.88	391.32	349,931.14	348,200.30
Security Type Sub-Total		1,230,000.00					1,227,747.75	0.99	3,418.26	1,228,111.52	1,228,226.32
Federal Agency Collateralized Mortgage Obligation											



Managed Account Detail of Securities Held

For the Month Ending **September 30, 2016**

CITY OF LAKEWOOD - 51260100

Security Type/Description Dated Date/Coupon/Maturity	CUSIP	Par	S&P Rating	Moody's Rating	Trade Date	Settle Date	Original Cost	YTM at Cost	Accrued Interest	Amortized Cost	Market Value
Federal Agency Collateralized Mortgage Obligation											
FNMA SERIES 2012-M13 ASQ2 DTD 09/01/2012 1.246% 08/01/2017	3136A8G38	401,274.63	AA+	Aaa	06/18/15	06/23/15	405,611.23	0.99	416.66	401,613.11	401,226.92
FNMA SERIES 2015-M7 ASQ2 DTD 04/01/2015 1.550% 04/01/2018	3136ANJY4	170,000.00	AA+	Aaa	04/15/15	04/30/15	171,699.39	0.83	219.58	170,743.35	170,624.29
FNMA SERIES 2015-M15 ASQ2 DTD 11/01/2015 1.898% 01/01/2019	3136AOSW1	155,000.00	AA+	Aaa	11/06/15	11/30/15	156,549.98	1.20	245.17	156,056.00	156,284.97
FNMA SERIES 2016-M9 ASQ2 DTD 06/01/2016 1.785% 06/01/2019	3136ASPX8	280,000.00	AA+	Aaa	06/09/16	06/30/16	282,799.86	1.05	416.50	282,518.05	282,059.93
FANNIE MAE SERIES 2015-M13 ASQ2 DTD 10/01/2015 1.646% 09/01/2019	3136AODO0	330,000.00	AA+	Aaa	10/07/15	10/30/15	333,304.59	1.08	452.65	332,404.70	331,636.01
Security Type Sub-Total		1,336,274.63					1,349,965.05	1.03	1,750.56	1,343,335.21	1,341,832.12
Federal Agency Bond / Note											
FNMA NOTE DTD 03/04/2016 0.875% 03/28/2018	3135G0J61	900,000.00	AA+	Aaa	03/02/16	03/04/16	898,200.00	0.97	65.63	898,696.40	900,684.00
FEDERAL HOME LOAN BANKS AGCY DTD 05/27/2016 0.875% 06/29/2018	3130A8BD4	675,000.00	AA+	Aaa	08/11/16	08/12/16	675,256.50	0.85	1,509.38	675,238.38	677,594.70
FEDERAL HOME LOAN BANKS AGCY DTD 05/27/2016 0.875% 06/29/2018	3130A8BD4	1,130,000.00	AA+	Aaa	05/26/16	05/27/16	1,127,276.70	0.99	2,526.81	1,127,720.79	1,134,343.72
FHLB NOTES DTD 07/08/2016 0.625% 08/07/2018	3130A8PK3	665,000.00	AA+	Aaa	08/10/16	08/12/16	662,619.30	0.81	623.44	662,781.49	662,407.83
FHLMC REFERENCE NOTE DTD 09/16/2016 0.875% 10/12/2018	3137EAED7	760,000.00	AA+	Aaa	09/15/16	09/16/16	759,673.20	0.90	277.08	759,679.79	759,650.40
FNMA BENCHMARK NOTE DTD 02/23/2016 1.000% 02/26/2019	3135G0J53	300,000.00	AA+	Aaa	08/05/16	08/08/16	300,759.00	0.90	291.67	300,715.88	300,425.70
FNMA BENCHMARK NOTE DTD 02/23/2016 1.000% 02/26/2019	3135G0J53	600,000.00	AA+	Aaa	05/03/16	05/06/16	600,552.64	0.97	583.33	600,475.66	600,851.40
FNMA BENCHMARK NOTE DTD 02/23/2016 1.000% 02/26/2019	3135G0J53	900,000.00	AA+	Aaa	02/19/16	02/23/16	897,876.00	1.08	875.00	898,298.02	901,277.10



Managed Account Detail of Securities Held

For the Month Ending **September 30, 2016**

CITY OF LAKEWOOD - 51260100

Security Type/Description Dated Date/Coupon/Maturity	CUSIP	Par	S&P Rating	Moody's Rating	Trade Date	Settle Date	Original Cost	YTM at Cost	Accrued Interest	Amortized Cost	Market Value
Federal Agency Bond / Note											
FREDDIE MAC NOTES DTD 03/21/2016 1.125% 04/15/2019	3137EADZ9	750,000.00	AA+	Aaa	08/12/16	08/15/16	754,635.00	0.89	4,453.13	754,417.46	753,330.75
FREDDIE MAC NOTES DTD 03/21/2016 1.125% 04/15/2019	3137EADZ9	1,050,000.00	AA+	Aaa	05/26/16	05/31/16	1,050,808.50	1.10	6,234.38	1,050,720.77	1,054,663.05
FHLMC REFERENCE NOTE DTD 07/20/2016 0.875% 07/19/2019	3137EAEB1	900,000.00	AA+	Aaa	07/19/16	07/20/16	897,822.00	0.96	1,553.13	897,963.60	896,858.10
FNMA BENCHMARK NOTE DTD 08/02/2016 0.875% 08/02/2019	3135G0N33	650,000.00	AA+	Aaa	07/29/16	08/02/16	648,908.00	0.93	932.12	648,966.96	647,472.80
FNMA NOTES DTD 09/02/2016 1.000% 08/28/2019	3135G0P49	1,200,000.00	AA+	Aaa	08/31/16	09/02/16	1,198,128.00	1.05	966.67	1,198,177.75	1,199,448.00
Security Type Sub-Total		10,480,000.00					10,472,514.84	0.97	20,891.77	10,473,852.95	10,489,007.55
Corporate Note											
IBM CORP NOTES DTD 02/06/2015 1.125% 02/06/2018	459200HZ7	900,000.00	AA-	Aa3	02/03/15	02/06/15	897,255.00	1.23	1,546.88	898,755.10	899,882.10
JP MORGAN CHASE CORP NOTES (CALLABLE) DTD 03/02/2015 1.700% 03/01/2018	46623EKD0	725,000.00	A-	A3	10/01/15	10/06/15	724,180.75	1.75	1,027.08	724,515.43	727,206.90
EXXON MOBIL CORP NOTES DTD 03/06/2015 1.305% 03/06/2018	30231GAL6	750,000.00	AA+	Aaa	03/04/15	03/06/15	750,000.00	1.31	679.69	750,000.00	752,269.50
AMERICAN HONDA FINANCE CORP NOTES DTD 03/13/2015 1.500% 03/13/2018	02665WAT8	335,000.00	A+	A1	03/10/15	03/13/15	334,551.10	1.55	251.25	334,780.47	336,377.86
BANK OF NEW YORK MELLON CORP (CALLABLE) DTD 05/29/2015 1.600% 05/22/2018	06406HDB2	725,000.00	A	A1	05/22/15	05/29/15	724,934.75	1.60	4,156.67	724,963.21	729,322.45
BANK OF AMERICA BANK NOTES DTD 06/05/2015 1.750% 06/05/2018	06050TMC3	350,000.00	A	A1	10/06/15	10/09/15	350,721.00	1.67	1,973.61	350,460.83	352,023.70
CISCO SYSTEMS INC CORP NOTE DTD 06/17/2015 1.650% 06/15/2018	17275RAU6	625,000.00	AA-	A1	06/10/15	06/17/15	624,893.75	1.66	3,036.46	624,938.73	630,130.63



Managed Account Detail of Securities Held

For the Month Ending **September 30, 2016**

CITY OF LAKEWOOD - 51260100

Security Type/Description Dated Date/Coupon/Maturity	CUSIP	Par	S&P Rating	Moody's Rating	Trade Date	Settle Date	Original Cost	YTM at Cost	Accrued Interest	Amortized Cost	Market Value
Corporate Note											
TOYOTA MOTOR CREDIT CORP DTD 07/13/2015 1.550% 07/13/2018	89236TCP8	375,000.00	AA-	Aa3	07/08/15	07/13/15	374,681.25	1.58	1,259.38	374,808.76	377,029.13
AMERICAN EXPRESS CRD CRP NT (CALLABLE) DTD 07/31/2015 1.800% 07/31/2018	0258M0DV8	350,000.00	A-	A2	10/05/15	10/08/15	351,354.50	1.66	1,067.50	350,876.97	352,042.25
BERKSHIRE HATHAWAY INC GLOBAL NOTES DTD 08/15/2016 1.150% 08/15/2018	084670BX5	85,000.00	AA	Aa2	08/08/16	08/15/16	84,989.80	1.16	124.90	84,990.45	84,954.10
THE WALT DISNEY CORPORATION DTD 01/08/2016 1.650% 01/08/2019	25468PDH6	100,000.00	A	A2	01/05/16	01/08/16	99,866.00	1.70	380.42	99,898.03	101,155.20
BERKSHIRE HATHAWAY INC NOTES DTD 03/15/2016 1.700% 03/15/2019	084664CG4	55,000.00	AA	Aa2	03/08/16	03/15/16	54,958.20	1.73	41.56	54,965.63	55,504.74
WELLS FARGO & COMPANY DTD 04/22/2014 2.125% 04/22/2019	94974BFU9	375,000.00	A	A2	03/10/16	03/15/16	376,533.75	1.99	3,519.53	376,273.94	380,194.13
GOLDMAN SACHS GRP INC CORP NT (CALLABLE) DTD 04/25/2016 2.000% 04/25/2019	38141GVT8	50,000.00	BBB+	A3	04/20/16	04/25/16	49,861.00	2.10	433.33	49,880.56	50,333.00
GOLDMAN SACHS GRP INC CORP NT (CALLABLE) DTD 04/25/2016 2.000% 04/25/2019	38141GVT8	325,000.00	BBB+	A3	04/21/16	04/26/16	324,792.00	2.02	2,816.67	324,821.20	327,164.50
CHEVRON CORP NOTES DTD 05/16/2016 1.561% 05/16/2019	166764BH2	350,000.00	AA-	Aa2	05/09/16	05/16/16	350,000.00	1.56	2,048.81	350,000.00	351,850.80
PFIZER INC CORP NOTES DTD 06/03/2016 1.450% 06/03/2019	717081DU4	350,000.00	AA	A1	05/31/16	06/03/16	349,601.00	1.49	1,663.47	349,643.79	352,074.10
CITIGROUP INC CORP NOTES DTD 06/09/2016 2.050% 06/07/2019	172967KS9	145,000.00	BBB+	Baa1	06/02/16	06/09/16	144,924.60	2.07	924.78	144,932.19	146,104.03
APPLE INC CORP NOTES DTD 08/04/2016 1.100% 08/02/2019	037833CB4	350,000.00	AA+	Aa1	07/28/16	08/04/16	349,650.00	1.13	609.58	349,668.25	348,625.20
MICROSOFT CORP NOTES DTD 08/08/2016 1.100% 08/08/2019	594918BN3	230,000.00	AAA	Aaa	08/01/16	08/08/16	229,763.10	1.14	372.47	229,774.56	229,266.53



Managed Account Detail of Securities Held

For the Month Ending **September 30, 2016**

CITY OF LAKEWOOD - 51260100

Security Type/Description Dated Date/Coupon/Maturity	CUSIP	Par	S&P Rating	Moody's Rating	Trade Date	Settle Date	Original Cost	YTM at Cost	Accrued Interest	Amortized Cost	Market Value
Security Type Sub-Total		7,550,000.00					7,547,511.55	1.55	27,934.04	7,548,948.10	7,583,510.85
Certificate of Deposit											
CANADIAN IMPERIAL BANK NY YCD DTD 04/10/2015 1.010% 04/06/2017	13606JYY9	725,000.00	A-1	P-1	04/06/15	04/10/15	725,000.00	1.01	3,559.55	725,000.00	724,093.75
RABOBANK NEDERLAND NV CERT DEPOS DTD 04/27/2015 1.070% 04/21/2017	21684BXH2	900,000.00	A-1	P-1	04/22/15	04/27/15	900,000.00	1.07	4,280.00	900,000.00	899,543.70
BMO HARRIS BANK NA CD DTD 10/23/2015 1.000% 04/24/2017	05574BFW5	725,000.00	A-1	Aa3	10/22/15	10/23/15	725,000.00	1.01	6,927.78	725,000.00	726,241.93
NORDEA BANK FINLAND NY CD DTD 05/29/2015 1.150% 05/26/2017	65558LFA5	725,000.00	AA-	Aa3	05/27/15	05/29/15	725,000.00	1.15	2,964.44	725,000.00	724,666.50
TORONTO DOMINION BANK NY YCD DTD 06/19/2015 1.240% 06/16/2017	89113ESN7	725,000.00	AA-	Aa1	06/16/15	06/19/15	725,000.00	1.25	2,572.14	725,000.00	725,340.75
SVENSKA HANDELSBANKEN NY FLT CERT DEPOS DTD 11/24/2015 1.275% 08/24/2017	86958DH54	725,000.00	A-1+	P-1	11/20/15	11/24/15	725,000.00	0.84	950.38	725,000.00	726,645.75
US BANK NA CINCINNATI (CALLABLE) CD DTD 09/11/2014 1.375% 09/11/2017	90333VPF1	725,000.00	AA-	Aa1	09/09/14	09/11/14	723,832.75	1.41	553.82	724,632.57	727,536.05
BANK OF NOVA SCOTIA HOUSTON YCD DTD 11/09/2015 1.560% 11/06/2017	06417GAS7	725,000.00	A-1	P-1	11/06/15	11/09/15	725,000.00	1.55	4,555.42	725,000.00	727,417.88
SKANDINAVISKA ENSKILDA BANKEN NY CD DTD 11/17/2015 1.480% 11/16/2017	83050FBG5	725,000.00	A-1	P-1	11/16/15	11/17/15	725,000.00	1.48	9,507.97	725,000.00	726,087.50
HSBC BANK USA NA FLOATING CERT DEPOS DTD 11/18/2015 1.394% 11/17/2017	40428AR41	725,000.00	A-1+	P-1	11/17/15	11/18/15	725,000.00	0.97	1,263.41	725,000.00	726,638.50
ROYAL BANK OF CANADA NY CD DTD 03/15/2016 1.700% 03/09/2018	78009NZZ2	725,000.00	AA-	Aa3	03/11/16	03/15/16	725,000.00	1.69	753.19	725,000.00	728,425.63
Security Type Sub-Total		8,150,000.00					8,148,832.75	1.22	37,888.10	8,149,632.57	8,162,637.94
Managed Account Sub-Total		36,136,274.63					36,189,175.47	1.16	121,025.10	36,181,215.18	36,273,181.90



Managed Account Detail of Securities Held

For the Month Ending **September 30, 2016**

CITY OF LAKEWOOD - 51260100

Securities Sub-Total	\$36,136,274.63	\$36,189,175.47	1.16%	\$121,025.10	\$36,181,215.18	\$36,273,181.90
Accrued Interest						\$121,025.10
Total Investments						\$36,394,207.00



Managed Account Fair Market Value & Analytics

For the Month Ending **September 30, 2016**

CITY OF LAKEWOOD - 51260100

Security Type/Description Dated Date/Coupon/Maturity	CUSIP	Par	Broker	Next Call Date	Market Price	Market Value	Unreal G/L On Cost	Unreal G/L Amort Cost	Effective Duration	Duration to Worst at Mkt	YTM
U.S. Treasury Bond / Note											
US TREASURY NOTES DTD 04/01/2013 0.750% 03/31/2018	912828UU2	295,000.00	MERRILL		100.03	295,080.54	2,212.37	1,148.54	1.49	1.49	0.73
US TREASURY NOTES DTD 04/30/2013 0.625% 04/30/2018	912828UZ1	800,000.00	JPMCHASE		99.84	798,687.20	5,124.70	2,102.10	1.57	1.57	0.73
US TREASURY NOTES DTD 05/31/2013 1.000% 05/31/2018	912828VE7	580,000.00	MORGANST		100.39	582,288.10	5,165.44	4,275.86	1.65	1.65	0.76
US TREASURY NOTES DTD 12/02/2013 1.250% 11/30/2018	912828A34	1,000,000.00	HSBC		100.92	1,009,219.00	(1,327.88)	317.41	2.13	2.13	0.82
US TREASURY NOTES DTD 12/02/2013 1.250% 11/30/2018	912828A34	1,250,000.00	MORGANST		100.92	1,261,523.75	8,984.69	9,715.84	2.13	2.13	0.82
US TREASURY NOTES DTD 12/31/2013 1.500% 12/31/2018	912828A75	1,875,000.00	NOMURA		101.50	1,903,051.88	12,158.33	16,370.22	2.20	2.20	0.83
US TREASURY NOTES DTD 02/29/2012 1.375% 02/28/2019	912828SH4	405,000.00	BARCLAYS		101.27	410,157.27	822.50	1,738.04	2.37	2.37	0.84
US TREASURY NOTES DTD 04/30/2014 1.625% 04/30/2019	912828D23	1,185,000.00	MORGANST		101.94	1,207,959.38	(7,776.56)	(5,035.72)	2.51	2.51	0.87
Security Type Sub-Total		7,390,000.00				7,467,967.12	25,363.59	30,632.29	2.10	2.10	0.81
Supra-National Agency Bond / Note											
INTL BANK OF RECON AND DEV SN NOTES DTD 04/19/2016 0.875% 07/19/2018	459058FE8	375,000.00	BNP PARI		100.02	375,075.00	738.75	607.83	1.78	1.78	0.86
INTER-AMERICAN DEVELOPMENT BANK DTD 04/12/2016 1.000% 05/13/2019	458182DX7	505,000.00	HSBC		99.99	504,951.02	1,466.02	1,237.81	2.57	2.57	1.00
INTL BANK OF RECON AND DEV SN NOTE DTD 07/13/2016 0.875% 08/15/2019	459058FK4	350,000.00	BNP PARI		99.49	348,200.30	(1,726.20)	(1,730.84)	2.83	2.83	1.06
Security Type Sub-Total		1,230,000.00				1,228,226.32	478.57	114.80	2.40	2.40	0.98
Federal Agency Collateralized Mortgage Obligation											
FNMA SERIES 2012-M13 ASQ2 DTD 09/01/2012 1.246% 08/01/2017	3136A8G38	401,274.63	MORGANST		99.99	401,226.92	(4,384.31)	(386.19)	0.68	0.71	1.15
FNMA SERIES 2015-M7 ASQ2 DTD 04/01/2015 1.550% 04/01/2018	3136ANJY4	170,000.00	GOLDMAN		100.37	170,624.29	(1,075.10)	(119.06)	1.35	1.32	1.20



Managed Account Fair Market Value & Analytics

For the Month Ending **September 30, 2016**

CITY OF LAKEWOOD - 51260100

Security Type/Description Dated Date/Coupon/Maturity	CUSIP	Par	Broker	Next Call Date	Market Price	Market Value	Unreal G/L On Cost	Unreal G/L Amort Cost	Effective Duration	Duration to Worst at Mkt	YTM
Federal Agency Collateralized Mortgage Obligation											
FNMA SERIES 2015-M15 ASQ2 DTD 11/01/2015 1.898% 01/01/2019	3136AOSW1	155,000.00	GOLDMAN		100.83	156,284.97	(265.01)	228.97	1.56	2.03	1.43
FNMA SERIES 2016-M9 ASQ2 DTD 06/01/2016 1.785% 06/01/2019	3136ASPX8	280,000.00	CSFB		100.74	282,059.93	(739.93)	(458.12)	1.74	2.45	1.44
FANNIE MAE SERIES 2015-M13 ASQ2 DTD 10/01/2015 1.646% 09/01/2019	3136AODO0	330,000.00	MORGANST		100.50	331,636.01	(1,668.58)	(768.69)	1.91	2.70	1.42
Security Type Sub-Total		1,336,274.63				1,341,832.12	(8,132.93)	(1,503.09)	1.39	1.80	1.31
Federal Agency Bond / Note											
FNMA NOTE DTD 03/04/2016 0.875% 03/28/2018	3135G0J61	900,000.00	CITIGRP		100.08	900,684.00	2,484.00	1,987.60	1.48	1.48	0.82
FEDERAL HOME LOAN BANKS AGCY DTD 05/27/2016 0.875% 06/29/2018	3130A8BD4	675,000.00	NOMURA		100.38	677,594.70	2,338.20	2,356.32	1.73	1.73	0.65
FEDERAL HOME LOAN BANKS AGCY DTD 05/27/2016 0.875% 06/29/2018	3130A8BD4	1,130,000.00	MORGANST		100.38	1,134,343.72	7,067.02	6,622.93	1.73	1.73	0.65
FHLB NOTES DTD 07/08/2016 0.625% 08/07/2018	3130A8PK3	665,000.00	GOLDMAN		99.61	662,407.83	(211.47)	(373.66)	1.84	1.84	0.84
FHLMC REFERENCE NOTE DTD 09/16/2016 0.875% 10/12/2018	3137EAED7	760,000.00	BARCLAYS		99.95	759,650.40	(22.80)	(29.39)	2.01	2.01	0.90
FNMA BENCHMARK NOTE DTD 02/23/2016 1.000% 02/26/2019	3135G0J53	300,000.00	BMO		100.14	300,425.70	(333.30)	(290.18)	2.37	2.37	0.94
FNMA BENCHMARK NOTE DTD 02/23/2016 1.000% 02/26/2019	3135G0J53	600,000.00	CITIGRP		100.14	600,851.40	298.76	375.74	2.37	2.37	0.94
FNMA BENCHMARK NOTE DTD 02/23/2016 1.000% 02/26/2019	3135G0J53	900,000.00	JPMCHASE		100.14	901,277.10	3,401.10	2,979.08	2.37	2.37	0.94
FREDDIE MAC NOTES DTD 03/21/2016 1.125% 04/15/2019	3137EADZ9	750,000.00	WELLSFAR		100.44	753,330.75	(1,304.25)	(1,086.71)	2.49	2.49	0.95
FREDDIE MAC NOTES DTD 03/21/2016 1.125% 04/15/2019	3137EADZ9	1,050,000.00	HSBC		100.44	1,054,663.05	3,854.55	3,942.28	2.49	2.49	0.95
FHLMC REFERENCE NOTE DTD 07/20/2016 0.875% 07/19/2019	3137EAEB1	900,000.00	TD SEC U		99.65	896,858.10	(963.90)	(1,105.50)	2.76	2.76	1.00
FNMA BENCHMARK NOTE DTD 08/02/2016 0.875% 08/02/2019	3135G0N33	650,000.00	GOLDMAN		99.61	647,472.80	(1,435.20)	(1,494.16)	2.79	2.79	1.01





Managed Account Fair Market Value & Analytics

For the Month Ending **September 30, 2016**

CITY OF LAKEWOOD - 51260100

Security Type/Description Dated Date/Coupon/Maturity	CUSIP	Par	Broker	Next Call Date	Market Price	Market Value	Unreal G/L On Cost	Unreal G/L Amort Cost	Effective Duration	Duration to Worst at Mkt	YTM
Federal Agency Bond / Note											
FNMA NOTES DTD 09/02/2016 1.000% 08/28/2019	3135G0P49	1,200,000.00	GOLDMAN		99.95	1,199,448.00	1,320.00	1,270.25	2.86	2.86	1.02
Security Type Sub-Total		10,480,000.00				10,489,007.55	16,492.71	15,154.60	2.26	2.26	0.89
Corporate Note											
IBM CORP NOTES DTD 02/06/2015 1.125% 02/06/2018	459200HZ7	900,000.00	CITIGRP		99.99	899,882.10	2,627.10	1,127.00	1.33	1.33	1.13
JP MORGAN CHASE CORP NOTES (CALLABLE) DTD 03/02/2015 1.700% 03/01/2018	46623EKD0	725,000.00	NOMURA	02/01/18	100.30	727,206.90	3,026.15	2,691.47	1.34	1.32	1.48
EXXON MOBIL CORP NOTES DTD 03/06/2015 1.305% 03/06/2018	30231GAL6	750,000.00	JPMCHASE		100.30	752,269.50	2,269.50	2,269.50	1.42	1.42	1.09
AMERICAN HONDA FINANCE CORP NOTES DTD 03/13/2015 1.500% 03/13/2018	02665WAT8	335,000.00	MORGANST		100.41	336,377.86	1,826.76	1,597.39	1.43	1.43	1.21
BANK OF NEW YORK MELLON CORP (CALLABLE) DTD 05/29/2015 1.600% 05/22/2018	06406HDB2	725,000.00	GOLDMAN	04/22/18	100.60	729,322.45	4,387.70	4,359.24	1.56	1.53	1.23
BANK OF AMERICA BANK NOTES DTD 06/05/2015 1.750% 06/05/2018	06050TMC3	350,000.00	MERRILL		100.58	352,023.70	1,302.70	1,562.87	1.64	1.64	1.40
CISCO SYSTEMS INC CORP NOTE DTD 06/17/2015 1.650% 06/15/2018	17275RAU6	625,000.00	GOLDMAN		100.82	630,130.63	5,236.88	5,191.90	1.67	1.67	1.16
TOYOTA MOTOR CREDIT CORP DTD 07/13/2015 1.550% 07/13/2018	89236TCP8	375,000.00	JPMCHASE		100.54	377,029.13	2,347.88	2,220.37	1.75	1.75	1.24
AMERICAN EXPRESS CRD CRP NT (CALLABLE) DTD 07/31/2015 1.800% 07/31/2018	0258M0DV8	350,000.00	MERRILL	06/30/18	100.58	352,042.25	687.75	1,165.28	1.75	1.71	1.48
BERKSHIRE HATHAWAY INC GLOBAL NOTES DTD 08/15/2016 1.150% 08/15/2018	084670BX5	85,000.00	WELLSFAR		99.95	84,954.10	(35.70)	(36.35)	1.85	1.85	1.18
THE WALT DISNEY CORPORATION DTD 01/08/2016 1.650% 01/08/2019	25468PDH6	100,000.00	CITIGRP		101.16	101,155.20	1,289.20	1,257.17	2.22	2.22	1.13
BERKSHIRE HATHAWAY INC NOTES DTD 03/15/2016 1.700% 03/15/2019	084664CG4	55,000.00	JPMCHASE		100.92	55,504.74	546.54	539.11	2.40	2.40	1.32



Managed Account Fair Market Value & Analytics

For the Month Ending **September 30, 2016**

CITY OF LAKEWOOD - 51260100

Security Type/Description Dated Date/Coupon/Maturity	CUSIP	Par	Broker	Next Call Date	Market Price	Market Value	Unreal G/L On Cost	Unreal G/L Amort Cost	Effective Duration	Duration to Worst at Mkt	YTM
Corporate Note											
WELLS FARGO & COMPANY DTD 04/22/2014 2.125% 04/22/2019	94974BFU9	375,000.00	NOMURA		101.39	380,194.13	3,660.38	3,920.19	2.46	2.46	1.57
GOLDMAN SACHS GRP INC CORP NT (CALLABLE) DTD 04/25/2016 2.000% 04/25/2019	38141GVT8	50,000.00	GOLDMAN	03/25/19	100.67	50,333.00	472.00	452.44	2.44	2.40	1.73
GOLDMAN SACHS GRP INC CORP NT (CALLABLE) DTD 04/25/2016 2.000% 04/25/2019	38141GVT8	325,000.00	MIZUHO	03/25/19	100.67	327,164.50	2,372.50	2,343.30	2.44	2.40	1.73
CHEVRON CORP NOTES DTD 05/16/2016 1.561% 05/16/2019	166764BH2	350,000.00	WELLSFAR		100.53	351,850.80	1,850.80	1,850.80	2.55	2.55	1.36
PFIZER INC CORP NOTES DTD 06/03/2016 1.450% 06/03/2019	717081DU4	350,000.00	MORGANST		100.59	352,074.10	2,473.10	2,430.31	2.61	2.61	1.22
CITIGROUP INC CORP NOTES DTD 06/09/2016 2.050% 06/07/2019	172967KS9	145,000.00	CITIGRP		100.76	146,104.03	1,179.43	1,171.84	2.59	2.59	1.76
APPLE INC CORP NOTES DTD 08/04/2016 1.100% 08/02/2019	037833CB4	350,000.00	GOLDMAN		99.61	348,625.20	(1,024.80)	(1,043.05)	2.78	2.78	1.24
MICROSOFT CORP NOTES DTD 08/08/2016 1.100% 08/08/2019	594918BN3	230,000.00	MERRILL		99.68	229,266.53	(496.57)	(508.03)	2.80	2.80	1.21
Security Type Sub-Total		7,550,000.00				7,583,510.85	35,999.30	34,562.75	1.84	1.83	1.30
Certificate of Deposit											
CANADIAN IMPERIAL BANK NY YCD DTD 04/10/2015 1.010% 04/06/2017	13606JYY9	725,000.00	GOLDMAN		99.88	724,093.75	(906.25)	(906.25)	0.51	0.51	1.23
RABOBANK NEDERLAND NV CERT DEPOS DTD 04/27/2015 1.070% 04/21/2017	21684BXH2	900,000.00	GOLDMAN		99.95	899,543.70	(456.30)	(456.30)	0.55	0.55	1.14
BMO HARRIS BANK NA CD DTD 10/23/2015 1.000% 04/24/2017	05574BFW5	725,000.00	MERRILL		100.17	726,241.93	1,241.93	1,241.93	0.57	0.57	0.67
NORDEA BANK FINLAND NY CD DTD 05/29/2015 1.150% 05/26/2017	65558LFA5	725,000.00	MERRILL		99.95	724,666.50	(333.50)	(333.50)	0.65	0.65	1.21
TORONTO DOMINION BANK NY YCD DTD 06/19/2015 1.240% 06/16/2017	89113ESN7	725,000.00	TD SEC U		100.05	725,340.75	340.75	340.75	0.71	0.71	1.17



Managed Account Fair Market Value & Analytics

For the Month Ending **September 30, 2016**

CITY OF LAKEWOOD - 51260100

Security Type/Description Dated Date/Coupon/Maturity	CUSIP	Par	Broker	Next Call Date	Market Price	Market Value	Unreal G/L On Cost	Unreal G/L Amort Cost	Effective Duration	Duration to Worst at Mkt	YTM
Certificate of Deposit											
SVENSKA HANDELSBANKEN NY FLT CERT DEPOS	86958DH54	725,000.00	MERRILL		100.23	726,645.75	1,645.75	1,645.75	0.25	0.90	1.03
DTD 11/24/2015 1.275% 08/24/2017											
US BANK NA CINCINNATI (CALLABLE) CD	90333VPF1	725,000.00	US BANK	08/11/17	100.35	727,536.05	3,703.30	2,903.48	0.86	0.86	0.97
DTD 09/11/2014 1.375% 09/11/2017											
BANK OF NOVA SCOTIA HOUSTON YCD	06417GAS7	725,000.00	UBS AG		100.33	727,417.88	2,417.88	2,417.88	1.09	1.09	1.23
DTD 11/09/2015 1.560% 11/06/2017											
SKANDINAVISKA ENSKILDA BANKEN NY CD	83050FBG5	725,000.00	GOLDMAN		100.15	726,087.50	1,087.50	1,087.50	1.13	1.13	0.04
DTD 11/17/2015 1.480% 11/16/2017											
HSBC BANK USA NA FLOATING CERT DEPOS	40428AR41	725,000.00	HSBC		100.23	726,638.50	1,638.50	1,638.50	0.25	1.12	1.21
DTD 11/18/2015 1.394% 11/17/2017											
ROYAL BANK OF CANADA NY CD	78009NZZ2	725,000.00	RBC CAP		100.47	728,425.63	3,425.63	3,425.63	1.43	1.43	1.34
DTD 03/15/2016 1.700% 03/09/2018											
Security Type Sub-Total		8,150,000.00				8,162,637.94	13,805.19	13,005.37	0.72	0.86	1.03
Managed Account Sub-Total		36,136,274.63				36,273,181.90	84,006.43	91,966.72	1.77	1.81	1.01
Securities Sub-Total		\$36,136,274.63				\$36,273,181.90	\$84,006.43	\$91,966.72	1.77	1.81	1.01%
Accrued Interest						\$121,025.10					
Total Investments						\$36,394,207.00					



Managed Account Security Transactions & Interest

For the Month Ending **September 30, 2016**

CITY OF LAKEWOOD - 51260100

Transaction Type		Security Description	CUSIP	Par	Principal Proceeds	Accrued Interest	Total	Realized G/L Cost	Realized G/L Amort Cost	Sale Method
Trade	Settle									
BUY										
08/31/16	09/02/16	FNMA NOTES DTD 09/02/2016 1.000% 08/28/2019	3135G0P49	1,200,000.00	(1,198,128.00)	0.00	(1,198,128.00)			
09/15/16	09/16/16	FHLMC REFERENCE NOTE DTD 09/16/2016 0.875% 10/12/2018	3137EAED7	760,000.00	(759,673.20)	0.00	(759,673.20)			
Transaction Type Sub-Total				1,960,000.00	(1,957,801.20)	0.00	(1,957,801.20)			
INTEREST										
09/01/16	09/01/16	JP MORGAN CHASE CORP NOTES (CALLABLE) DTD 03/02/2015 1.700% 03/01/2018	46623EKD0	725,000.00	0.00	6,162.50	6,162.50			
09/01/16	09/25/16	FNMA SERIES 2015-M7 ASQ2 DTD 04/01/2015 1.550% 04/01/2018	3136ANJY4	170,000.00	0.00	219.58	219.58			
09/01/16	09/25/16	FNMA SERIES 2012-M13 ASQ2 DTD 09/01/2012 1.246% 08/01/2017	3136A8G38	415,045.74	0.00	430.96	430.96			
09/01/16	09/25/16	FNMA SERIES 2015-M15 ASQ2 DTD 11/01/2015 1.898% 01/01/2019	3136AOSW1	155,000.00	0.00	245.17	245.17			
09/01/16	09/25/16	FANNIE MAE SERIES 2015-M13 ASQ2 DTD 10/01/2015 1.646% 09/01/2019	3136AQDQ0	330,000.00	0.00	452.65	452.65			
09/01/16	09/25/16	FNMA SERIES 2016-M9 ASQ2 DTD 06/01/2016 1.785% 06/01/2019	3136ASPX8	280,000.00	0.00	416.50	416.50			
09/06/16	09/06/16	EXXON MOBIL CORP NOTES DTD 03/06/2015 1.305% 03/06/2018	30231GAL6	750,000.00	0.00	4,893.75	4,893.75			
09/09/16	09/09/16	ROYAL BANK OF CANADA NY CD DTD 03/15/2016 1.700% 03/09/2018	78009NZZ2	725,000.00	0.00	5,957.08	5,957.08			
09/11/16	09/11/16	US BANK NA CINCINNATI (CALLABLE) CD DTD 09/11/2014 1.375% 09/11/2017	90333VPF1	725,000.00	0.00	4,984.38	4,984.38			
09/13/16	09/13/16	AMERICAN HONDA FINANCE CORP NOTES DTD 03/13/2015 1.500% 03/13/2018	02665WAT8	335,000.00	0.00	2,512.50	2,512.50			
09/15/16	09/15/16	BERKSHIRE HATHAWAY INC NOTES DTD 03/15/2016 1.700% 03/15/2019	084664CG4	55,000.00	0.00	467.50	467.50			
09/28/16	09/28/16	FNMA NOTE DTD 03/04/2016 0.875% 03/28/2018	3135G0J61	900,000.00	0.00	3,937.50	3,937.50			



Managed Account Security Transactions & Interest

For the Month Ending **September 30, 2016**

CITY OF LAKEWOOD - 51260100

Transaction Type		Security Description	CUSIP	Par	Principal Proceeds	Accrued Interest	Total	Realized G/L Cost	Realized G/L Amort Cost	Sale Method
Trade	Settle									
INTEREST										
09/30/16	09/30/16	US TREASURY NOTES DTD 04/01/2013 0.750% 03/31/2018	912828UU2	295,000.00	0.00	1,106.25	1,106.25			
Transaction Type Sub-Total				5,860,045.74	0.00	31,786.32	31,786.32			
PAYDOWNS										
09/01/16	09/25/16	FNMA SERIES 2012-M13 ASQ2 DTD 09/01/2012 1.246% 08/01/2017	3136A8G38	13,771.11	13,771.11	0.00	13,771.11	(148.83)	0.00	
Transaction Type Sub-Total				13,771.11	13,771.11	0.00	13,771.11	(148.83)	0.00	
SELL										
08/31/16	09/02/16	US TREASURY NOTES DTD 03/31/2014 1.625% 03/31/2019	912828C65	100,000.00	101,906.25	688.18	102,594.43	171.88	448.56	SPEC LOT
08/31/16	09/02/16	US TREASURY NOTES DTD 12/31/2012 0.750% 12/31/2017	912828UE8	175,000.00	175,061.52	228.26	175,289.78	68.36	66.92	SPEC LOT
08/31/16	09/02/16	HSBC USA INC DTD 06/23/2014 1.300% 06/23/2017	40434CAA3	300,000.00	299,808.00	747.50	300,555.50	264.00	(67.37)	SPEC LOT
08/31/16	09/02/16	AMERICAN EXPRESS CREDIT CORP NOTES DTD 09/23/2014 1.550% 09/22/2017	0258M0DR7	200,000.00	200,702.00	1,377.78	202,079.78	970.00	797.84	SPEC LOT
08/31/16	09/02/16	CATERPILLAR FINANCIAL SE DTD 08/20/2014 1.250% 08/18/2017	14912L6D8	395,000.00	395,955.90	192.01	396,147.91	1,153.40	1,020.13	SPEC LOT
09/15/16	09/16/16	US TREASURY NOTES DTD 10/31/2013 1.250% 10/31/2018	912828WD8	750,000.00	756,796.88	3,541.10	760,337.98	7,792.97	7,543.32	SPEC LOT
Transaction Type Sub-Total				1,920,000.00	1,930,230.55	6,774.83	1,937,005.38	10,420.61	9,809.40	
Managed Account Sub-Total					(13,799.54)	38,561.15	24,761.61	10,271.78	9,809.40	
Total Security Transactions					(13,799.54)	38,561.15	24,761.61	10,271.78	9,809.40	

**D
I
V
I
D
E
R

S
H
E
E
T**

COUNCIL AGENDA
October 11, 2016

TO: The Honorable Mayor and City Council

SUBJECT: Community Safety Commission Recommendation – Disabled Person Parking

INTRODUCTION

The Community Safety Commission met on September 12 and October 3, 2016 to consider various community safety matters that included the consideration of requests for removal and installation of disabled person parking spaces.

STATEMENT OF FACT

On September 12, the Community Safety Commission approved a request for the removal of the disabled person parking space at 11937 205th Street. Staff verified that the disabled person who obtained the disabled person parking space no longer resides at the address, and that the need for the space no longer exists.

On October 3, the Community Safety Commission approved a request for a disabled person parking space in front of 5124 Barlin Avenue. The resident stated that her mother, who lives with her, is disabled and has a disabled parking placard. The mother does not drive and finds it easier to load and unload at the curb. Staff verified the placard and monitored the site to find that parking was sometimes limited.

RECOMMENDATION

The Community Safety Commission recommends that the City Council adopt the attached resolutions authorizing the removal of a disabled person parking space at 11937 205th Street and the installation of a disabled person parking space at 5124 Barlin Avenue.

Lisa Ann Rapp *LAR*
Director of Public Works

Howard L. Chambers *HLC*
City Manager

RESOLUTION NO. 2016-60

A RESOLUTION OF THE CITY COUNCIL OF THE CITY OF
LAKEWOOD RESCINDING A RESOLUTION ESTABLISHING
PHYSICALLY HANDICAPPED PERSONS DESIGNATED
PARKING SPACES WITHIN THE CITY OF LAKEWOOD

THE CITY COUNCIL OF THE CITY OF LAKEWOOD DOES RESOLVE AS FOLLOWS:

SECTION 1. Resolution No. 97-79 entitled:

A RESOLUTION OF THE CITY COUNCIL OF THE CITY OF
LAKEWOOD ESTABLISHING A PHYSICALLY
HANDICAPPED PERSONS DESIGNATED PARKING SPACE
ON THE NORTH SIDE OF 205TH STREET WITHIN THE
CITY OF LAKEWOOD

is hereby rescinded.

SECTION 2. This resolution has been adopted pursuant to a Community Safety
Commission recommendation.

ADOPTED AND APPROVED this 11th day of October, 2016.

ATTEST:

Mayor

City Clerk

RESOLUTION NO. 2016-61

A RESOLUTION OF THE CITY COUNCIL OF THE CITY OF
LAKEWOOD ESTABLISHING DISABLED PERSON
DESIGNATED PARKING ON THE EAST SIDE OF BARLIN
AVENUE WITHIN THE CITY OF LAKEWOOD

THE CITY COUNCIL OF THE CITY OF LAKEWOOD DOES RESOLVE AS FOLLOWS:

SECTION 1. This Resolution is enacted pursuant to Section 21458 and 22507 of the Vehicle Code of the State of California, and Section 3250.2 of the Lakewood Municipal Code.

SECTION 2. Disabled person designated parking is hereby established on the east side of Barlin Avenue, beginning two hundred and thirty five (235) feet north of the north curb line of Hardwick Street, continuing north for a distance of twenty (20) feet within the City of Lakewood. No vehicle shall stop, stand or park in said parking restriction unless displaying a special identification license plate or placard issued by the Department of Motor Vehicles pursuant to Section 22511.55 of the California Vehicle Code.

SECTION 3. This resolution shall be effective as long as said restriction is painted and posted in accordance with the requirements of Vehicle Code Section 22511.7 of the California Vehicle Code. In addition, this resolution shall be in effect only as long as Vera Jones, a physically disabled person, occupies the house at 5124 Barlin Avenue.

SECTION 4. This resolution has been adopted pursuant to a Community Safety Commission recommendation.

ADOPTED AND APPROVED this 11th day of October, 2016.

Mayor

ATTEST:

City Clerk

D I V I D E R S H E E T

Reports

COUNCIL AGENDA

October 11, 2016

TO: The Honorable Mayor and City Council

SUBJECT: Mayfair Park Water Capture Project – Approval of Design Engineering

INTRODUCTION

On June 14, 2016, the City Council approved a Cooperative Implementation Agreement with Caltrans for the Mayfair Park Water Capture Project. Caltrans is partnering with the City by funding up to \$15M for the project intended to capture and infiltrate or beneficially reuse stormwater and urban runoff. There is no match required from the City. This project is the same concept as the Bolivar Park Water Capture Project that has been designed and awarded to a contractor for construction.

STATEMENT OF FACT

The engineering firm of Tetra Tech, who did the design for the Bolivar Park Water Capture Project, has submitted a proposal in the amount of \$713,196 to design the Mayfair Park Water Capture Project. As Tetra Tech was responsive to City staff, did excellent and timely work on the Bolivar Park project and, therefore, quite familiar with the nuances of a water capture project, they are a logical choice for the design of the Mayfair Park project.

On September 8, 2015, the City Council approved an engineering services agreement with Tetra Tech and subsequently, two amendments. Amendment No. 3 is proposed to obtain the services of Tetra Tech for the design phase of the Mayfair Park project

The consulting engineering firm of Willdan has an agreement with the City of Lakewood to assist with various engineering matters. Willdan has submitted a proposal to provide project management and environmental documents services for the design phase of the Mayfair Park Water Capture Project in the amount of \$123,155.


The agreement with Caltrans states that they will reimburse 100% of the city's expenses for the project up to a maximum of \$15,000,000. Since this agreement is on a reimbursable basis, the City must incur the costs and bill Caltrans afterward. The City's Adopted Budget for FY 2016-2017 allocates the entire \$15,000,000 for this project.

RECOMMENDATION

That the City Council:

1. Approve Amendment No. 3 in the amount of \$713,196 to the Engineering Services Agreement with Tetra Tech for the Lakewood Water Capture and Infiltration Project and authorize the Mayor to sign the agreement in a form approved by the City Attorney.
2. Authorize staff to approve Willdan's proposal to provide project management and environmental documents services for the design phase of the Mayfair Park Water Capture Project under their existing Agreement for Engineering Services, in the amount of \$123,155.

Lisa Ann Rapp 
Director of Public Works

Howard L. Chambers 
City Manager

D I V I D E R S H E E T

COUNCIL AGENDA

October 11, 2016

TO: The Honorable Mayor and City Council

SUBJECT: Halloween Carnivals

INTRODUCTION

Halloween carnivals featured at eight parks throughout the city are among the most well attended city events of the year. It is estimated that over 15,000 children and adults will participate in this year's annual event on Monday, October 31 from 6 to 8:30 p.m.

STATEMENT OF FACTS

Halloween carnivals have been a Lakewood tradition since 1956 when Mayfair Park hosted the first city-wide event. In 1957, three additional carnivals were coordinated at Bolivar, San Martin, and Del Valle Parks. Halloween attractions were later added at Biscailuz, Bloomfield, Boyar, and Palms Parks, thus creating a safe destination within walking distance of most neighborhoods in the city.

Carnival elements, including game booths and decorations, are centered on a popular theme that is quickly recognized by preschoolers and elementary school-age children. More common themes are related to popular movies and cartoon characters widely adored by youngsters. This year's themes are listed below.

- "Charlie Brown" – Biscailuz Park
- "Pokemon" – Bolivar Park
- "Zootopia" – Mayfair Park
- "The Secret Life of Pets" – San Martin Park
- "The Good Dinosaur" – Boyar Park
- "Marvel/DC Superheroes" – Del Valle Park
- "Star Wars" – Bloomfield Park
- "Finding Dory" – Palms Park

Collectively, carnival elements feature over 200 game booths for preschool and school-age children. Game booth participants are awarded age-appropriate candy or a novelty prize for their participation. Specialty contests are also scheduled throughout the evening. The highlight of the evening is a costume contest and parade beginning at 7 p.m. The showcase of costumes provides a stage for participants of all ages to be recognized for their individualism in costume selection.

A "Red Ribbon Booth" to promote a drug free society has become a carnival staple since the early 90s. Children of all ages can play a carnival game inside the booth and win a selection of prizes promoting a drug free message.

Age-appropriate haunted houses are a popular attraction at Bolivar, Del Valle, Palms and San Martin Parks. Haunted houses are specially designed for children 6 to 11 years old and will be open from 6 to 8 p.m.

To further augment and support larger attendance at Mayfair and Bolivar Parks, inflatable slides and bouncers will complement these carnivals. The affordable fee-based attractions have become a main attraction since the department introduced the concept in 2007.


The success of each carnival is dependent upon the assistance received from the Lakewood community volunteers. It is anticipated that over 400 volunteers will provide over 2,200 hours of service in working more than 200 game booths. Sources of volunteers throughout the community include Lakewood service organizations, church groups, and student organizations from area high schools and colleges.

Communicating this safe alternative for Halloween night is an important planning element. Vinyl banners were designed and are on display at the park facilities where carnivals are scheduled. Special event flyers were distributed to students at Lakewood's elementary schools. Those flyers are also available to the public at city facilities and Lakewood's libraries. Lastly, printed press and complementary photos were published in the RCS fall catalog, the Lakewood Living Magazine, the Lakewood Community News and online in Lakewood's e-Magazine. The combination of all these communication mediums ensures that residents have been thoroughly informed about the continued tradition of Halloween carnivals at city parks.

RECOMMENDATION

Staff recommends that the Mayor and City Council receive and file the report.

Lisa Litzinger, Director 
Recreation and Community Services

Howard L. Chambers 
City Manager

D I V I D E R S H E E T

Item 3.3 – Lakewood Shreds Community Event
will be an oral presentation.

D I V I D E R S H E E T

Item 3.4 – Community Appreciation Day Event at Lakewood Center
will be an oral presentation.

D I V I D E R S H E E T

Housing Successor

**CITY OF LAKEWOOD SUCCESSOR AGENCY - HOUSING
FUND SUMMARY 9/29/2016**

In accordance with section 2521 of the Lakewood Municipal Code there is presented herewith a summary of obligations to be paid by voucher 95 through 95. Each of the following demands has been audited by the Director of Administrative Services and approved by the City Manager.

3901	HOUSING SUCCESSOR AGENCY	31.00
		<hr/>
		31.00

Council Approval

Date

City Manager

Attest

City Clerk

Director of Administrative Services

**CITY OF LAKEWOOD SUCCESSOR AGENCY - HOUSING
SUMMARY CHECK REGISTER**

<u>CHECK #</u>	<u>CHECK DATE</u>	<u>VEND #</u>	<u>VENDOR NAME</u>	<u>GROSS</u>	<u>DISC.</u>	<u>CHECK AMOUNT</u>
95	09/29/2016	40572	CHICAGO TITLE CO	31.00	0.00	31.00
Totals:				<u>31.00</u>	<u>0.00</u>	<u>31.00</u>