

AGENDA
REGULAR CITY COUNCIL MEETING
COUNCIL CHAMBERS
5000 CLARK AVENUE
LAKEWOOD, CALIFORNIA

October 27, 2015

RECEPTION: “Lakewood Celebrates . . .” 6:00 p.m.

CALL TO ORDER 7:30 p.m.

INVOCATION: Pastor Chris Logan, Christ Presbyterian Church of Lakewood

PLEDGE OF ALLEGIANCE: Brownie Troop 4833

ROLL CALL: Mayor Jeff Wood
Vice Mayor Ron Piazza
Council Member Steve Croft
Council Member Diane DuBois
Council Member Todd Rogers

ANNOUNCEMENTS AND PRESENTATIONS:

ROUTINE ITEMS:

All items listed within this section of the agenda are considered to be routine and will be enacted by one motion without separate discussion. Any Member of Council may request an item be removed for individual discussion or further explanation. All items removed shall be considered immediately following action on the remaining items.

RI-1 Approval of Minutes of the Meetings held October 13, 2015

RI-2 Approval of Personnel Transactions

RI-3 Approval of Registers of Demands

RI-4 Approval of Report of Monthly Investment Transactions

RI-5 Approval of Quarterly Schedule of Investments

RI-6 Approval of Agreement with Macerich for Lakewood Sheriff’s Community Safety Center

RI-7 Approval of Change Order for Public Works Project No. 2014-5; Del Valle Memorial Project

PUBLIC HEARINGS:

1.1 Award of Bid for Public Works Project No. 2015-2R, Palms Park Community Center Improvements

1.2 Award of Bid for Public Works Project No. 2015-5, The Centre at Sycamore Plaza Boiler Replacement

City Council Agenda

October 27, 2015

Page 2

LEGISLATION:

- 2.1 Second Reading and Adoption of Ordinance No. 2015-8; Amending Municipal Code Pertaining to Amendment Procedures

REPORTS:

- 3.1 2015 Halloween Carnivals

AGENDA

LAKWOOD HOUSING SUCCESSOR AGENCY

1. Approval of Register of Demands

ORAL COMMUNICATIONS:

ADJOURNMENT

Any qualified individual with a disability that would exclude that individual from participating in or attending the above meeting should contact the City Clerk's Office, 5050 Clark Avenue, Lakewood, CA, at 562/866-9771, ext. 2200; at least 48 hours prior to the above meeting to ensure that reasonable arrangements can be made to provide accessibility to the meeting or other reasonable auxiliary aids or services may be provided.

Copies of staff reports and other writings pertaining to this agenda are available for public review during regular business hours in the Office of the City Clerk, 5050 Clark Avenue, Lakewood, CA 90712

Routine Items

**Routine Item 1 - City Council Minutes
will be available prior to the meeting**

**D
I
V
I
D
E
R
S
H
E
E
T**

TO: The Honorable Mayor and City Council

SUBJECT: Report of Personnel Transactions

	<u>Name</u>	<u>Title</u>	<u>Schedule</u>	<u>Effective Date</u>
1. FULL-TIME EMPLOYEES				
A. Appointments	None			
B. Changes	None			
C. Separations	None			
2. PART-TIME EMPLOYEES				
A. Appointments	None			
B. Changes	None			
C. Separations	Bryan Barron	Maintenance Trainee II	B	10/22/2015

Lisa Novotny *LN*
Assistant City Manager

Howard L. Chambers *HC*
City Manager

**D
I
V
I
D
E
R

S
H
E
E
T**

**CITY OF LAKEWOOD
FUND SUMMARY 10/8/2015**

In accordance with section 2521 of the Lakewood Municipal Code there is presented herewith a summary of obligations to be paid by voucher 66395 through 66507. Each of the following demands has been audited by the Director of Administrative Services and approved by the City Manager.

1010	GENERAL FUND	257,457.99
1020	CABLE TV	809.10
1050	COMMUNITY FACILITY	157.98
3060	PROPOSITION "A"	42,508.85
3070	PROPOSITION "C"	951.10
5010	GRAPHICS AND COPY CENTER	259.93
5020	CENTRAL STORES	3,159.82
5030	FLEET MAINTENANCE	4,842.63
6020	GEOGRAPHIC INFORMATION SYSTEM	45.00
7500	WATER UTILITY FUND	82,231.87
8020	LOCAL REHAB LOAN	6,650.00
		<hr/>
		399,074.27

Council Approval

_____ Date

_____ City Manager

Attest

_____ City Clerk

_____ Director of Administrative Services

**CITY OF LAKEWOOD
SUMMARY CHECK REGISTER**

CHECK #	CHECK DATE	VEND #	VENDOR NAME	GROSS	DISC.	CHECK AMOUNT
66395	10/08/2015	4113	SHAKER NERMINE	1,750.00	0.00	1,750.00
66396	10/08/2015	1000	ADVANCED ELECTRONICS INC	553.13	0.00	553.13
66397	10/08/2015	2701	AIRE RITE A/C & REFRIGERATION INC	1,019.25	0.00	1,019.25
66398	10/08/2015	1700	ALLIED REFRIGERATION INC	369.12	0.00	369.12
66399	10/08/2015	58000	AMERICAN TRUCK & TOOL RENTAL INC	150.77	0.00	150.77
66400	10/08/2015	4478	AMERICAN SHREDDING. INC	214.50	0.00	214.50
66401	10/08/2015	4126	AUTOZONE PARTS INC	7.55	0.00	7.55
66402	10/08/2015	66012	BARTKUS. KRISTIN	19.50	0.00	19.50
66403	10/08/2015	64282	BELTRAN. PAOLO	1,566.60	0.00	1,566.60
66404	10/08/2015	62737	BOYES. GOBIND	78.00	0.00	78.00
66405	10/08/2015	1935	BREA. CITY OF	35,779.10	0.00	35,779.10
66406	10/08/2015	272	BRYANT. GERRI IRIS	125.00	0.00	125.00
66407	10/08/2015	1484	CALDERONE. SAMUEL	225.00	0.00	225.00
66408	10/08/2015	4270	CARROLL MEGAN J	1,725.00	0.00	1,725.00
66409	10/08/2015	43135	CERRITOS. CITY OF - WATER DIVISION	31,877.30	0.00	31,877.30
66410	10/08/2015	1035	CHASE BANK	650.00	0.00	650.00
66411	10/08/2015	40572	CHICAGO TITLE CO	350.00	0.00	350.00
66412	10/08/2015	45894	CINTAS CORPORATION	69.95	0.00	69.95
66413	10/08/2015	64932	CJ CONSTRUCTION INC	19,555.22	0.00	19,555.22
66414	10/08/2015	4546	COMMERCIAL TRANSPORTATION SERVICES	951.10	0.00	951.10
66415	10/08/2015	4737	COMPUTER PROTECTION TECHNOLOGY INC	184.10	0.00	184.10
66416	10/08/2015	4442	DANIEL'S TIRE SERVICE INC	2,919.22	0.00	2,919.22
66417	10/08/2015	4498	DELTA DENTAL INSURANCE COMPANY	1,545.74	0.00	1,545.74
66418	10/08/2015	56889	DELTA DENTAL OF CALIFORNIA	7,421.91	0.00	7,421.91
66419	10/08/2015	66397	EAGLE GRAPHICS INC	39.89	0.00	39.89
66420	10/08/2015	63519	FLUE STEAM INC	176.12	0.00	176.12
66421	10/08/2015	3188	GALLS LLC/OUARTEMASTER LLC	27.20	0.00	27.20
66422	10/08/2015	59433	GANAHL LUMBER COMPANY	74.52	0.00	74.52
66423	10/08/2015	34845	GLASBY MAINTENANCE SUPPLY CO	320.83	0.00	320.83
66424	10/08/2015	52540	GONSALVES JOE A & SON	4,437.00	0.00	4,437.00
66425	10/08/2015	33150	GRAINGER W W INC	65.14	0.00	65.14
66426	10/08/2015	4662	GROUP 3 AVIATION. INC.	580.00	0.00	580.00
66427	10/08/2015	62491	HANDS ON MAILING &	325.00	0.00	325.00
66428	10/08/2015	65575	HAP'S AUTO PARTS	50.81	0.00	50.81
66429	10/08/2015	35477	HARA M LAWNMOWER CENTER	203.67	0.00	203.67
66430	10/08/2015	42031	HOME DEPOT	1,208.98	0.00	1,208.98
66431	10/08/2015	41897	HOSE-MAN THE	27.85	0.00	27.85
66432	10/08/2015	4149	INFOSEND INC	6,588.55	0.00	6,588.55
66433	10/08/2015	4622	JHM SUPPLY INC	298.30	0.00	298.30
66434	10/08/2015	51513	JOBS AVAILABLE INC	351.00	0.00	351.00
66435	10/08/2015	2956	KICK IT UP KIDZ. LLC	633.75	0.00	633.75
66436	10/08/2015	2323	LAKEWOOD BAHAI	250.00	0.00	250.00
66437	10/08/2015	4783	LANDCARE HOLDINGS. INC.	21,552.84	0.00	21,552.84
66438	10/08/2015	43017	LARSEN. DEBRA	157.98	0.00	157.98

**CITY OF LAKEWOOD
SUMMARY CHECK REGISTER**

CHECK #	CHECK DATE	VEND #	VENDOR NAME	GROSS	DISC.	CHECK AMOUNT
66439	10/08/2015	2409	LIFTECH ELEVATOR SERVICES INC	475.00	0.00	475.00
66440	10/08/2015	20700	LONG BEACH PUBLIC TRANSPORTATION CO	42,508.85	0.00	42,508.85
66441	10/08/2015	58414	MANAGED HEALTH NETWORK	419.90	0.00	419.90
66442	10/08/2015	62080	MARKLEY. ELIZABETH	52.00	0.00	52.00
66443	10/08/2015	60839	MARKOPULOS. CYNTHIA	143.00	0.00	143.00
66444	10/08/2015	66074	MARKSMAN MANUFACTURING	121.28	0.00	121.28
66445	10/08/2015	52850	MIRACLE RECREATION EQUIPMENT	128.33	0.00	128.33
66446	10/08/2015	4190	NATIONAL UNION FIRE INSURANCE CO	722.81	0.00	722.81
66447	10/08/2015	4320	NEHRU. ARTI	150.00	0.00	150.00
66448	10/08/2015	4360	NESS CINDY LOUISE	140.00	0.00	140.00
66449	10/08/2015	4782	NICHOLLS. MICHELLE MULET	170.00	0.00	170.00
66450	10/08/2015	47554	OFFICE DEPOT BUSINESS SVCS	936.35	0.00	936.35
66451	10/08/2015	450	PACIFIC EH & S SERVICES INC	1,728.00	0.00	1,728.00
66452	10/08/2015	63708	DY-JO CORPORATION	740.00	0.00	740.00
66453	10/08/2015	1960	REVELDEZ. LOVENEL	1,223.21	0.00	1,223.21
66454	10/08/2015	57980	RIVARD T.A. INC.	44,250.05	0.00	44,250.05
66455	10/08/2015	2044	RODRIGUEZ. EDIANNE	486.74	0.00	486.74
66456	10/08/2015	56359	S Y NURSERY	48.83	0.00	48.83
66457	10/08/2015	65297	S.T.E.A.M.	79,910.94	0.00	79,910.94
66458	10/08/2015	51723	SCMAF OFFICE	180.00	0.00	180.00
66459	10/08/2015	52279	SMART & FINAL INC	190.18	0.00	190.18
66460	10/08/2015	26900	SO CALIF SECURITY CENTERS INC	530.00	0.00	530.00
66461	10/08/2015	29400	SOUTHERN CALIFORNIA EDISON CO	1,272.64	0.00	1,272.64
66462	10/08/2015	29450	SOUTHERN CALIFORNIA EDISON	520.00	0.00	520.00
66463	10/08/2015	39218	SOUTHWELL. SONIA	196.94	0.00	196.94
66464	10/08/2015	29800	SPARKLETTS	144.34	0.00	144.34
66465	10/08/2015	50299	SPENCER. GORDON	150.00	0.00	150.00
66466	10/08/2015	49529	SPICERS PAPER INC	262.34	2.41	259.93
66467	10/08/2015	4787	SPOK INC	6.86	0.00	6.86
66468	10/08/2015	37930	STANDARD INSURANCE CO UNIT 22	1,849.60	0.00	1,849.60
66469	10/08/2015	37930	STANDARD INSURANCE CO UNIT 22	9,419.68	0.00	9,419.68
66470	10/08/2015	48274	STANDARD TEL NETWORKS LLC	135.00	0.00	135.00
66471	10/08/2015	44104	STATE WATER RESOURCES CONTROL BOARD	200.00	0.00	200.00
66472	10/08/2015	66215	SUPERIOR COURT OF CALIFORNIA	10,140.00	0.00	10,140.00
66473	10/08/2015	66215	SUPERIOR COURT OF CALIFORNIA	8,946.00	0.00	8,946.00
66474	10/08/2015	65224	TUMBLE-N-KIDS. INC	2,184.00	0.00	2,184.00
66475	10/08/2015	60685	TURF STAR	93.00	0.00	93.00
66476	10/08/2015	35089	UNDERGROUND SERVICE ALERT	216.00	0.00	216.00
66477	10/08/2015	1682	VELOCITY AIR ENGINEERING INC	10,834.88	0.00	10,834.88
66478	10/08/2015	57135	VISION SERVICE PLAN	4,197.84	0.00	4,197.84
66479	10/08/2015	17640	WAXIE ENTERPRISES INC	2,259.47	0.00	2,259.47
66480	10/08/2015	1939	WAYNE HARMEIER INC	201.66	0.00	201.66
66481	10/08/2015	4167	WHITE NELSON DIEHL EVANS LLP	325.00	0.00	325.00
66482	10/08/2015	53033	WITHROW. MAX	902.00	0.00	902.00

**CITY OF LAKEWOOD
SUMMARY CHECK REGISTER**

CHECK #	CHECK DATE	VEND #	VENDOR NAME	GROSS	DISC.	CHECK AMOUNT
66483	10/08/2015	3699	AHRENS. SARA	20.00	0.00	20.00
66484	10/08/2015	3699	ALVIDREZ. MICHAEL	250.00	0.00	250.00
66485	10/08/2015	3699	BARBER. SHONELL	128.00	0.00	128.00
66486	10/08/2015	3699	BECKFORD. IAN	80.07	0.00	80.07
66487	10/08/2015	3699	CASSAR. LORI	24.00	0.00	24.00
66488	10/08/2015	3699	CASTRO. CONCEPCION	250.00	0.00	250.00
66489	10/08/2015	3699	CHARLES. APRIL	60.00	0.00	60.00
66490	10/08/2015	3699	CRUZ. MARIA	250.00	0.00	250.00
66491	10/08/2015	3699	DOLHINOW. BECKY	50.00	0.00	50.00
66492	10/08/2015	3699	DURAN. NIKKI	250.00	0.00	250.00
66493	10/08/2015	3699	DYER. DAWN	250.00	0.00	250.00
66494	10/08/2015	3699	HERNZNDEZ. LAURA	10.00	0.00	10.00
66495	10/08/2015	3699	JESUS CHRIST INTERNATIONAL CHURCH	250.00	0.00	250.00
66496	10/08/2015	3699	JIMENEZ. REBECCA	250.00	0.00	250.00
66497	10/08/2015	3699	L & D PLUMBING AND HEATING INC	6,300.00	0.00	6,300.00
66498	10/08/2015	3699	NATIONAL PLANT SERVICES	936.95	0.00	936.95
66499	10/08/2015	3699	SALINAS. KAREN	250.00	0.00	250.00
66500	10/08/2015	3699	SORIANO. STEPHANIE	240.00	0.00	240.00
66501	10/08/2015	3699	SPATES MOORE. VALLERIE	250.00	0.00	250.00
66502	10/08/2015	3699	TINSETH. E A	91.88	0.00	91.88
66503	10/08/2015	3699	UGALDE. JANE	250.00	0.00	250.00
66504	10/08/2015	2372	TGIS CATERING SVCS INC	1,040.00	0.00	1,040.00
66505	10/08/2015	4443	O'REILLY AUTOMOTIVE STORES INC	406.98	12.47	394.51
66506	10/08/2015	48210	AIRFLITE INC	5,121.28	0.00	5,121.28
66507	10/08/2015	66457	BRENNTAG PACIFIC INC	5,890.78	0.00	5,890.78
Totals:				<u>399,089.15</u>	<u>14.88</u>	<u>399,074.27</u>

**CITY OF LAKEWOOD
FUND SUMMARY 10/15/2015**

In accordance with section 2521 of the Lakewood Municipal Code there is presented herewith a summary of obligations to be paid by voucher 66508 through 66600. Each of the following demands has been audited by the Director of Administrative Services and approved by the City Manager.

1010	GENERAL FUND	242,932.84
1015	SPECIAL OLYMPICS	65.00
1020	CABLE TV	2,706.93
1030	CDBG CURRENT YEAR	1,625.00
1050	COMMUNITY FACILITY	17,606.20
3070	PROPOSITION "C"	1,135.93
5010	GRAPHICS AND COPY CENTER	1,787.56
5020	CENTRAL STORES	3,780.25
5030	FLEET MAINTENANCE	4,540.52
6020	GEOGRAPHIC INFORMATION SYSTEM	3,179.00
7500	WATER UTILITY FUND	214,162.88
		<hr/> 493,522.11

Council Approval

Date

City Manager

Attest

City Clerk

Director of Administrative Services

**CITY OF LAKEWOOD
SUMMARY CHECK REGISTER**

CHECK #	CHECK DATE	VEND #	VENDOR NAME	GROSS	DISC.	CHECK AMOUNT
66508	10/15/2015	4084	AIR CONTROL SYSTEMS INC	3,787.28	0.00	3,787.28
66509	10/15/2015	4189	ALLIED INTERNATIONAL	403.30	0.00	403.30
66510	10/15/2015	4589	AMERICAN METAL CRAFT	1,800.00	0.00	1,800.00
66511	10/15/2015	4478	AMERICAN SHREDDING. INC	99.00	0.00	99.00
66512	10/15/2015	35016	ASSOCIATED SOILS ENGINEERING INC	165.00	0.00	165.00
66513	10/15/2015	4465	ATALLA. IBRAHIM	195.00	0.00	195.00
66514	10/15/2015	66012	BARTKUS. KRISTIN	19.50	0.00	19.50
66515	10/15/2015	60304	BSN SPORTS	247.43	0.00	247.43
66516	10/15/2015	48469	BURWELL MICHAEL RAY	475.00	0.00	475.00
66517	10/15/2015	307	CALIF. STATE DISBURSEMENT UNIT	316.14	0.00	316.14
66518	10/15/2015	53983	CALIF STATE FRANCHISE TAX BOARD	12.35	0.00	12.35
66519	10/15/2015	6600	CALIFORNIA STATE DEPT OF JUSTICE	5,757.00	0.00	5,757.00
66520	10/15/2015	4659	CASE ANYWHERE LLC	45.00	0.00	45.00
66521	10/15/2015	3864	CBM SERVICES INC	2,020.00	0.00	2,020.00
66522	10/15/2015	8020	CHAMBERS. HOWARD L	1,133.75	0.00	1,133.75
66523	10/15/2015	1035	CHASE BANK	877.98	0.00	877.98
66524	10/15/2015	45894	CINTAS CORPORATION	53.39	0.00	53.39
66525	10/15/2015	4654	BRAGG INVESTMENT COMPANY. INC.	98.11	0.00	98.11
66526	10/15/2015	53451	COMMUNITY FAMILY GUIDANCE CTR	750.00	0.00	750.00
66527	10/15/2015	4795	CORONA AIR INC	5,000.00	0.00	5,000.00
66528	10/15/2015	4226	CORONA CLAY COMPANY	1,376.38	0.00	1,376.38
66529	10/15/2015	4380	CAPITAL ONE NATIONAL ASSOCIATION	326.89	0.00	326.89
66530	10/15/2015	42699	CROFT. STEVE	182.20	0.00	182.20
66531	10/15/2015	62407	CRN AM CAR WASH INC.	90.00	0.00	90.00
66532	10/15/2015	4442	DANIEL'S TIRE SERVICE INC	667.60	0.00	667.60
66533	10/15/2015	3377	DANNY'S AUTO PAINTING	1,152.10	0.00	1,152.10
66534	10/15/2015	57945	DELL MARKETING LP	572.86	0.00	572.86
66535	10/15/2015	3946	FERGUSON ENTERPRISES INC	3,095.27	0.00	3,095.27
66536	10/15/2015	4785	FLEMMING. CAROL COSTUME DESIGN	1,441.75	0.00	1,441.75
66537	10/15/2015	4289	FRAZIER. ROBERT C	34.45	0.00	34.45
66538	10/15/2015	3820	PLAYCORE WISCONSIN INC	3,598.30	0.00	3,598.30
66539	10/15/2015	64305	BRIDGESTONE AMERICAS INC	225.75	0.00	225.75
66540	10/15/2015	62491	HANDS ON MAILING &	700.70	0.00	700.70
66541	10/15/2015	65575	HAP'S AUTO PARTS	590.18	0.00	590.18
66542	10/15/2015	4801	HEALTHPOINTE MEDICAL GROUP INC.	75.00	0.00	75.00
66543	10/15/2015	42031	HOME DEPOT	507.91	0.00	507.91
66544	10/15/2015	40994	JACOBY. CAROL FLYNN	486.74	0.00	486.74
66545	10/15/2015	4622	JHM SUPPLY INC	211.70	0.00	211.70
66546	10/15/2015	36167	KARTER. JANET	77.35	0.00	77.35
66547	10/15/2015	53365	KENNY'S AUTO SERVICE	133.00	0.00	133.00
66548	10/15/2015	64510	KRAUSE. DIANN	88.85	0.00	88.85
66549	10/15/2015	55469	LAKEWOOD CITY EMPLOYEE ASSOCIATION	2,100.00	0.00	2,100.00
66550	10/15/2015	53311	LAKEWOOD MEALS ON WHEELS	875.00	0.00	875.00
66551	10/15/2015	18400	LAKEWOOD. CITY WATER DEPT	37,872.26	0.00	37,872.26

**CITY OF LAKEWOOD
SUMMARY CHECK REGISTER**

CHECK #	CHECK DATE	VEND #	VENDOR NAME	GROSS	DISC.	CHECK AMOUNT
66552	10/15/2015	52588	MILLER DON & SONS	335.01	0.00	335.01
66553	10/15/2015	61672	MUSCULAR DYSTROPHY ASSOC INC	20.00	0.00	20.00
66554	10/15/2015	47554	OFFICE DEPOT BUSINESS SVCS	463.91	0.00	463.91
66555	10/15/2015	51171	PERS LONG TERM CARE PROGRAM	282.40	0.00	282.40
66556	10/15/2015	2174	PETTY CASH/LOVENEL REVELDEZ OR	1,134.36	0.00	1,134.36
66557	10/15/2015	15600	LONG BEACH PUBLISHING CO	490.00	0.00	490.00
66558	10/15/2015	887	RDO-VERMEER LLC	227.67	0.00	227.67
66559	10/15/2015	45437	S & J SUPPLY CO	3,067.96	0.00	3,067.96
66560	10/15/2015	3153	SECTRAN SECURITY INC	121.90	0.00	121.90
66561	10/15/2015	4803	SEEBAG. TOYASHA	76.27	0.00	76.27
66562	10/15/2015	52279	SMART & FINAL INC	218.32	0.00	218.32
66563	10/15/2015	61543	COMPUTER & PERIPHERALS GROUP	3,798.00	0.00	3,798.00
66564	10/15/2015	29400	SOUTHERN CALIFORNIA EDISON CO	112,560.79	0.00	112,560.79
66565	10/15/2015	49529	SPICERS PAPER INC	1,804.11	16.55	1,787.56
66566	10/15/2015	59693	SPRINT SPECTRUM LP	3,455.04	0.00	3,455.04
66567	10/15/2015	528	TIME WARNER CABLE	4,831.23	0.00	4,831.23
66568	10/15/2015	60685	TURF STAR	511.96	0.00	511.96
66569	10/15/2015	4480	TYLER BUSINESS FORMS	399.61	0.00	399.61
66570	10/15/2015	1437	U S BANK NATIONAL ASSOCIATION	18,672.44	0.00	18,672.44
66571	10/15/2015	64024	U S POSTAL SERVICE	4,563.48	0.00	4,563.48
66572	10/15/2015	4216	U.S. DEPARTMENT OF HUD	125.00	0.00	125.00
66573	10/15/2015	53760	UNITED WAY- GREATER LOS ANGELES	45.00	0.00	45.00
66574	10/15/2015	60430	VERIZON CALIFORNIA INC	1,949.09	0.00	1,949.09
66575	10/15/2015	7400	WATER REPLENISHMENT DISTRICT OF	202,755.35	0.00	202,755.35
66576	10/15/2015	17640	WAXIE ENTERPRISES INC	2,091.32	0.00	2,091.32
66577	10/15/2015	40925	WEST COAST ARBORISTS INC	41,429.90	0.00	41,429.90
66578	10/15/2015	3699	BEU. TROY	775.00	0.00	775.00
66579	10/15/2015	3699	CASINGAL. ZHEDA	250.00	0.00	250.00
66580	10/15/2015	3699	CASTILLO. YOLANDA	170.00	0.00	170.00
66581	10/15/2015	3699	CHILDS. MICHELLE	250.00	0.00	250.00
66582	10/15/2015	3699	CHILDS-GRESHAM. PENNIE	50.00	0.00	50.00
66583	10/15/2015	3699	CONNELLY. JOHN	18.00	0.00	18.00
66584	10/15/2015	3699	DIZON. JENNIFER	49.00	0.00	49.00
66585	10/15/2015	3699	EXCEL PROPERTIES. INC	793.99	0.00	793.99
66586	10/15/2015	3699	FERNANDO. ASHLEIGH	250.00	0.00	250.00
66587	10/15/2015	3699	GRIFFIN. JANET	250.00	0.00	250.00
66588	10/15/2015	3699	JACELA. CHRISTINE	250.00	0.00	250.00
66589	10/15/2015	3699	LEWIS. BARBARA	250.00	0.00	250.00
66590	10/15/2015	3699	LISSAK. NATALIE	40.00	0.00	40.00
66591	10/15/2015	3699	LONDON. MCRISTIE	250.00	0.00	250.00
66592	10/15/2015	3699	PEREZ. CRISTINA	250.00	0.00	250.00
66593	10/15/2015	3699	PEREZ. YESENIA	250.00	0.00	250.00
66594	10/15/2015	3699	PERIKLI. NANCY	65.00	0.00	65.00
66595	10/15/2015	3699	RANGEL. BELEM	61.00	0.00	61.00

**CITY OF LAKEWOOD
SUMMARY CHECK REGISTER**

CHECK #	CHECK DATE	VEND #	VENDOR NAME	GROSS	DISC.	CHECK AMOUNT
66596	10/15/2015	3699	REGIS. LORENA	250.00	0.00	250.00
66597	10/15/2015	3699	THOMPSON. BEVERLY	100.00	0.00	100.00
66598	10/15/2015	3699	ZAMORA. ALEXANDRIA	500.00	0.00	500.00
66599	10/15/2015	4443	O'REILLY AUTOMOTIVE STORES INC	83.79	2.94	80.85
66600	10/15/2015	60195	CR TRANSFER INC	3,168.23	0.00	3,168.23
Totals:				493,541.60	19.49	493,522.11

**D
I
V
I
D
E
R
S
H
E
E
T**

COUNCIL AGENDA

October 27, 2015

TO: The Honorable Mayor and City Council

SUBJECT: Monthly Report of Investment Transactions

INTRODUCTION

In accordance with California Government Code Section 53607, the City Council has delegated to the City Treasurer the responsibility to invest or to reinvest funds, or to sell or exchange securities so purchased.


The California Government Code Section 53607 requires that, if such responsibility has been delegated, then the Treasurer “shall make a monthly report of those transactions to the legislative body.” In compliance with this requirement, the Monthly Report of Investment Transactions is being rendered to be received and filed.


STATEMENT OF MONTHLY ACTIVITY

<u>Date</u>	<u>Amount at Cost</u>	<u>Vehicle</u>	<u>Transaction</u>
09-01-2015	\$ 8,693.75	CORP	Interest 5.35%
09-01-2015	\$ 219.58	FNMA	Interest 1.55%
09-01-2015	\$ 587.64	FNMA	Interest 1.246%
09-01-2015	\$ 3,887.31	FNMA	Paydown 1.246%
09-02-2015	\$ 600,000.00	LAIF	Withdrawal
09-06-2015	\$ 4,893.75	CORP	Interest 1.305%
09-10-2015	\$ 856.35	CD	Interest 0.512%
09-11-2015	\$ 4,984.38	CD	Interest 1.375%
09-13-2015	\$ 2,512.50	CORP	Interest 0.95%
09-18-2015	\$ 1,925.00	CORP	Interest 0.7%
09-22-2015	\$ 1,550.00	CORP	Interest 1.55%
09-23-2015	\$ 1,000,000.00	LAIF	Withdrawal
09-26-2015	\$ 57.83	FNMA	Interest 1.246%
09-28-2015	\$ 2,593.75	FNMA	Interest 1.125%
09-28-2015	\$ 2,437.50	FHLB	Interest 0.5%
09-28-2015	\$ 1,750.00	FNMA	Interest 1.25%
09-30-2015	\$ 4,312.50	TREAS	Interest 0.75%
09-28-2015	\$ 4,481.25	TREAS	Interest 0.75%
09-28-2015	\$ 6,468.75	TREAS	Interest 1.875%
09-28-2015	\$ 2,625.00	TREAS	Interest 0.75%
09-30-2015	\$ 4.54	CAMP	Interest 0.13%
09-30-2015	\$ 70.18	CAMP	Interest 0.13%

RECOMMENDATION

It is recommended that the City Council receive and file the Monthly Report of Investment Transactions rendered for the month of September 2015.


Diane Perkin
Director of Administrative Services


Howard L. Chambers
City Manager

**D
I
V
I
D
E
R

S
H
E
E
T**

TO: The Honorable Mayor and City Council

SUBJECT: Quarterly Schedule of Investments

INTRODUCTION

Effective January 1, 1996, the California Government Code, Section 53646 requires that:

“The treasurer or chief fiscal officer shall render a quarterly report to the chief executive officer, the internal auditor and the legislative body of the local agency. The quarterly report shall be so submitted within 30 days following the end of the quarter covered by the report.”

In compliance with this section of the code, the schedule of investments is being rendered to be received and filed.

STATEMENT OF FACT

The investments represented in this report are allocated to a variety of funds such as the General Fund, Water Fund, Redevelopment Funds, Restricted Special Revenue Funds, and Fiduciary Funds.

The City’s idle funds are invested in compliance with the City’s investment policy, which was last reviewed and approved in January 2015 by the City Council, and is compliance with the updated Investment Policy proposed for adoption. Specifically, the city’s investment objectives in the investment of public funds are safety, liquidity and yield. To accomplish these objectives, the following types of investments have been chosen and the City is currently or in the past invested in the following securities:

Treasury Notes

TREAS Obligations of the U.S. Government to provide for the cash flow needs of the Federal Government.

Federal Agency Bonds or Notes:

Federal agency or United States government-sponsored enterprise obligations, participations, or other instruments, including those issued by or fully guaranteed as to principal and interest by federal agencies or United States government-sponsored enterprises.

FHLB (Federal Home Loan Bank Bonds)

Bonds and discount notes issued by the Federal Home Loan Bank to provide funding to member institutions and make available money to the residential mortgage market.

FHLMC (Federal Home Loan Mortgage Corp)

A publicly chartered agency that buys qualifying residential mortgages from lenders, packages them into new securities backed by those pooled mortgages, provides certain guarantees and then re-sells the securities on the open market.

FNMA (Federal National Mortgage Association)

National Mortgage Association is a government-sponsored, privately owned corporation established to create a secondary market for Federal Housing Administration mortgages.

FFCB (Federal Farm Credit Bank)

The Federal Farm Credit Bank is an independent agency of the U.S. Government which issues bonds and discount notes to provide short- and long-term credit and credit-related services to farmers, ranchers, rural homeowners, producers and harvesters.

Negotiable Certificates of Deposit

Negotiable CDs are issued by large banks and are freely traded in secondary markets as short term (2 to 52 weeks), large denomination (\$100,000 minimum) CD, that is either issued at a discount on its par value, or at a fixed interest rate payable at maturity.

Municipal Bonds or Notes:

Registered treasury notes or bonds of any of the other 49 United States in addition to California, including bonds payable solely out of the revenues from a revenue-producing property owned, controlled, or operated by a state or by a department, board, agency, or authority of any of the other 49 United States, in addition to California.

Corporate Notes:

Medium-term notes, defined as all corporate and depository institution debt securities with a maximum remaining maturity of five years or less, issued by corporations organized and operating within the United States or by depository institutions licensed by the United States, or any state and operating within the United States. Medium-term corporate notes shall be rated in a rating category of "A" or its equivalent or better.

Commercial Paper:

Commercial paper of "prime" quality of the highest ranking or of the highest letter and number rating as provided for by a nationally recognized statistical-rating organization.

Pooled Funds:

LAIF (Local Agency Investment Fund, State of California)

This investment pool is administered by the Treasurer of the State of California, and provides a high-level of liquidity and strong safety through diversification of investments.

CAMP (California Asset Management Program)

A Joint Powers Authority established in 1989 by the treasurers and finance directors of several California public agencies to provide professional investment services at a reasonable cost. Participation is limited to California public agencies.

Los Angeles County Pool

Investment in the Los Angeles County Pool may not exceed the current pool limits and should be reviewed periodically.

MMKT (Money Market)

This is a money market interest-bearing checking account that is fully insured and collateralized.

SUMMARY

**City of Lakewood
 Schedule of Investments - September 30, 2015**

<u>Type</u>	<u>Rating</u>	<u>Inst.</u>	<u>Par Value</u>	<u>Amortized Cost</u>	<u>Market Value</u>	<u>Yield</u>	<u>Duration</u>
Marketable Securities							
Federal Agency	AA+	US Bank	\$3,135,000.00	\$3,136,935.44	\$3,146,486.35	0.52	1.340
Fed Agency CMO	AA+	US Bank	\$731,521.58	\$734,672.07	\$735,707.15	0.96	1.800
US Treasury	AA+	US Bank	\$15,690,000.00	\$15,681,961.47	\$15,733,773.34	0.62	1.810
Certificate of Deposit	AA-:A-1+	US Bank	\$5,800,000.00	\$5,799,090.60	\$5,796,631.43	1.06	1.680
Municipal Bond	AAA:AA:SP-1	US Bank	\$450,000.00	\$450,000.00	\$450,536.00	0.35	0.350
Commercial Paper	A-1+:A-1	US Bank	\$0.00	\$0.00	\$0.00		
Corporate Note	AA:A	US Bank	\$10,175,000.00	\$10,201,299.78	\$10,220,258.72	0.96	1.240
			\$35,981,521.58	\$36,003,959.36	\$36,083,392.99	0.79	1.620

(See attached report provided by PFM for more detail)

Pooled Investment Accounts

City L.A.I.F.	Calif		\$14,452,320.52	\$14,443,731.61	0.32	Life	210 days
City C.A.M.P.	US Bank		\$43,110.36	\$43,110.36	0.13	WAM	1 day
			\$14,495,430.88	\$14,486,841.97			

Bank Accounts

City - Checking	BofA		\$1,920,011.74	\$1,920,011.74	0.25		
City- Payroll	BofA		\$525,459.78	\$525,459.78	0.25		
Successor Housing - Checking	BofA		\$452,314.57	\$452,314.57	0.25		
			\$2,897,786.09	\$2,897,786.09			

Portfolio			\$53,397,176.33	\$53,468,021.05	0.63		
------------------	--	--	------------------------	------------------------	-------------	--	--

Funds held in reserve as required by debt issuance or non-agency funds - not available for City expenditures:

Successor Agency - checking	BofA		\$0.00	\$0.00	0.25		
LRA C.A.M.P. - Arbitrage	US Bank		\$666,253.89	\$666,253.89	0.13		
LRA - Reserve	US Bank		\$790,092.50	\$790,092.50	-		
Business Dev Loan MMKT	BofA		\$795,792.50	\$795,792.50	0.14		
City Light & Power- Reserve	Union Bank		\$224,292.65	\$224,292.65	0.01		
Water 2004 - Reserve	US Bank		\$463,500.00	\$463,500.00	-		
			\$2,939,931.54	\$2,939,931.54			

Total Portfolio:			\$56,337,107.87	\$56,407,952.59	0.60		
-------------------------	--	--	------------------------	------------------------	-------------	--	--

The attached Managed Account Summary Statement is provided by the city's investment advisor Public Financial Management (PFM). The report is divided into the following sections:

- (A) Managed Account Summary – total portfolio value, transactions and earnings
- (B) Portfolio Summary – summary of the characteristics of the portfolio
- (C) Managed Account Issuer Summary – breakdown of issuer concentration and credit quality
- (D) Managed Account Details of Securities Held – an analysis of each security holding in the portfolio as of the last day of the quarter
- (E) Managed Account Fair Market Value & Analysis – summary of unrealized gains and losses reflected in market values
- (F) Managed Account Securities Transactions & Interest – detail of all transactions related to securities that either have a trade or settle date during the most recent month; this information is provided to the Council monthly.

STAFF RECOMMENDATION

It is recommended that the City Council receive and file the Quarterly Schedule of Investments rendered for the 1st Quarter of Fiscal Year 2015-2016.



Diane Perkin
Director of Administrative Services

Howard L. Chambers
City Manager





Managed Account Summary Statement

For the Month Ending **September 30, 2015**

CITY OF LAKEWOOD - 51260100

Transaction Summary - Managed Account

Opening Market Value	\$36,010,919.57
Maturities/Calls	(3,887.31)
Principal Dispositions	0.00
Principal Acquisitions	0.00
Unsettled Trades	0.00
Change in Current Value	76,360.73
Closing Market Value	\$36,083,392.99

Cash Transactions Summary - Managed Account

Maturities/Calls	0.00
Sale Proceeds	0.00
Coupon/Interest/Dividend Income	50,948.97
Principal Payments	3,887.31
Security Purchases	0.00
Net Cash Contribution	(21,856.94)
Reconciling Transactions	0.00

Earnings Reconciliation (Cash Basis) - Managed Account

Interest/Dividends/Coupons Received	50,948.97
Less Purchased Interest Related to Interest/Coupons	0.00
Plus Net Realized Gains/Losses	(14.43)
Total Cash Basis Earnings	\$50,934.54

Cash Balance

Closing Cash Balance	\$96,055.58
-----------------------------	--------------------

Earnings Reconciliation (Accrual Basis)

	Total
Ending Amortized Value of Securities	36,003,959.36
Ending Accrued Interest	71,558.87
Plus Proceeds from Sales	0.00
Plus Proceeds of Maturities/Calls/Principal Payments	3,887.31
Plus Coupons/Dividends Received	50,948.97
Less Cost of New Purchases	0.00
Less Beginning Amortized Value of Securities	(36,009,104.41)
Less Beginning Accrued Interest	(92,856.91)
Total Accrual Basis Earnings	\$28,393.19



Portfolio Summary and Statistics

For the Month Ending **September 30, 2015**

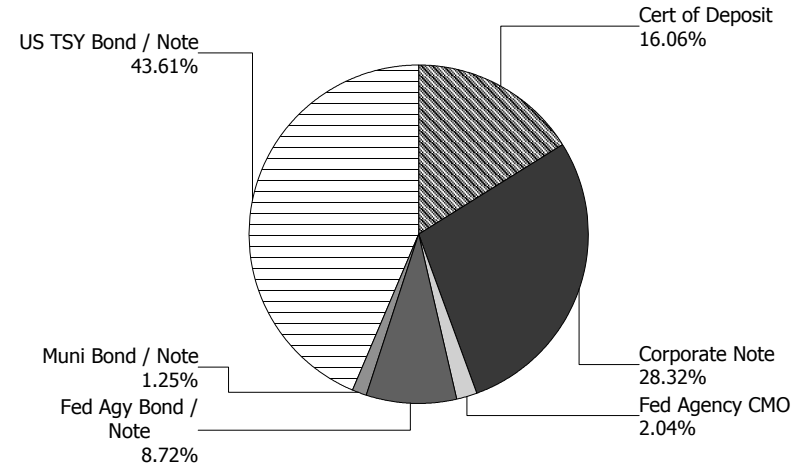
CITY OF LAKEWOOD - 51260100

Account Summary

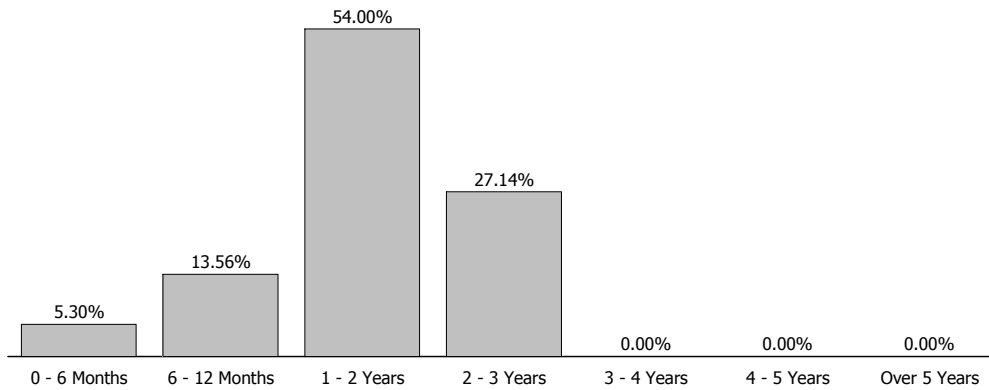
Description	Par Value	Market Value	Percent
U.S. Treasury Bond / Note	15,690,000.00	15,733,773.34	43.61
Municipal Bond / Note	450,000.00	450,536.00	1.25
Federal Agency Collateralized Mortgage Obligation	731,521.58	735,707.15	2.04
Federal Agency Bond / Note	3,135,000.00	3,146,486.35	8.72
Corporate Note	10,175,000.00	10,220,258.72	28.32
Certificate of Deposit	5,800,000.00	5,796,631.43	16.06
Managed Account Sub-Total	35,981,521.58	36,083,392.99	100.00%
Accrued Interest		71,558.87	
Total Portfolio	35,981,521.58	36,154,951.86	

Unsettled Trades **0.00** **0.00**

Sector Allocation



Maturity Distribution



Characteristics

Yield to Maturity at Cost	0.94%
Yield to Maturity at Market	0.79%
Duration to Worst	1.64
Weighted Average Days to Maturity	607



Managed Account Issuer Summary

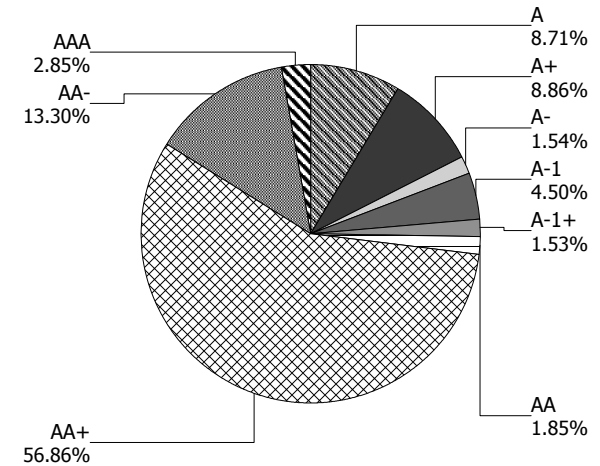
For the Month Ending **September 30, 2015**

CITY OF LAKEWOOD - 51260100

Issuer Summary

Issuer	Market Value of Holdings	Percent
AMERICAN EXPRESS CO	200,553.80	0.56
AMERICAN HONDA FINANCE	650,477.79	1.80
APPLE INC	903,466.80	2.50
BANK OF NEW YORK CO INC	723,559.43	2.01
BANK OF NOVA SCOTIA	724,847.75	2.01
BERKSHIRE HATHAWAY INC	491,544.97	1.36
CA ST DEPT OF WATER REV BONDS	275,156.75	0.76
CANADIAN IMPERIAL BANK OF COMMERCE	724,137.25	2.01
CATERPILLAR INC	395,778.15	1.10
CISCO SYSTEMS INC	629,553.13	1.74
CONOCOPHILLIPS	124,884.63	0.35
DEERE & COMPANY	559,692.56	1.55
EXXON MOBIL CORP	751,770.00	2.08
FANNIE MAE	1,436,272.02	3.98
FEDERAL HOME LOAN BANKS	1,685,814.66	4.67
FREDDIE MAC	760,106.82	2.11
GLAXOSMITHKLINE PLC	550,770.55	1.53
HSBC HOLDINGS PLC	850,100.05	2.36
IBM CORP	897,822.00	2.49
JP MORGAN CHASE & CO	801,438.40	2.22
MCDONALD'S CORPORATION	354,115.13	0.98
NORDEA BANK AB	723,463.00	2.00
PEPSICO, INC	961,299.95	2.66
RABOBANK NEDERLAND	898,362.00	2.49
TORONTO-DOMINION BANK	725,949.75	2.01
TOYOTA MOTOR CORP	376,707.75	1.04
UNITED STATES TREASURY	15,733,773.34	43.60
UNIVERSITY OF CALIFORNIA	175,379.25	0.49
US BANCORP	723,966.88	2.01
WELLS FARGO & COMPANY	547,345.68	1.52
WESTPAC BANKING CORP NY	725,282.75	2.01

Credit Quality (S&P Ratings)





Managed Account Issuer Summary

For the Month Ending **September 30, 2015**

CITY OF LAKEWOOD - 51260100

Total	\$36,083,392.99	100.00%
--------------	------------------------	----------------



Managed Account Detail of Securities Held

For the Month Ending **September 30, 2015**

CITY OF LAKEWOOD - 51260100

Security Type/Description Dated Date/Coupon/Maturity	CUSIP	Par	S&P Rating	Moody's Rating	Trade Date	Settle Date	Original Cost	YTM at Cost	Accrued Interest	Amortized Cost	Market Value
U.S. Treasury Bond / Note											
US TREASURY NOTES DTD 11/30/2011 0.875% 11/30/2016	912828RU6	1,775,000.00	AA+	Aaa	10/31/13	11/01/13	1,788,728.52	0.62	5,219.52	1,780,219.99	1,783,990.38
US TREASURY NOTES DTD 11/30/2011 0.875% 11/30/2016	912828RU6	2,080,000.00	AA+	Aaa	11/27/13	12/03/13	2,097,875.00	0.58	6,116.39	2,086,990.46	2,090,535.20
US TREASURY NOTES DTD 01/03/2012 0.875% 12/31/2016	912828RX0	1,150,000.00	AA+	Aaa	12/05/14	12/09/14	1,154,312.50	0.69	2,542.97	1,152,618.81	1,155,764.95
US TREASURY NOTES DTD 05/31/2012 0.625% 05/31/2017	912828SY7	2,000,000.00	AA+	Aaa	06/02/14	06/03/14	1,988,906.25	0.81	4,200.82	1,993,797.76	2,001,484.00
US TREASURY NOTES DTD 07/02/2012 0.750% 06/30/2017	912828TB6	675,000.00	AA+	Aaa	10/30/14	11/03/14	674,314.46	0.79	1,279.38	674,548.44	676,854.23
US TREASURY NOTES DTD 07/31/2012 0.500% 07/31/2017	912828TG5	700,000.00	AA+	Aaa	02/06/15	02/10/15	694,148.44	0.84	589.67	695,654.24	698,705.70
US TREASURY NOTES DTD 07/31/2012 0.500% 07/31/2017	912828TG5	1,900,000.00	AA+	Aaa	02/02/15	02/04/15	1,893,988.28	0.63	1,600.54	1,895,567.64	1,896,486.90
US TREASURY NOTES DTD 09/30/2010 1.875% 09/30/2017	912828PA2	690,000.00	AA+	Aaa	09/02/14	09/04/14	707,303.91	1.04	35.35	701,317.75	706,693.17
US TREASURY NOTES DTD 04/01/2013 0.750% 03/31/2018	912828UU2	700,000.00	AA+	Aaa	03/26/15	03/27/15	694,941.41	0.99	14.34	695,793.96	698,997.60
US TREASURY NOTES DTD 04/01/2013 0.750% 03/31/2018	912828UU2	1,150,000.00	AA+	Aaa	03/26/15	03/27/15	1,141,644.53	1.00	23.57	1,143,052.69	1,148,353.20
US TREASURY NOTES DTD 04/01/2013 0.750% 03/31/2018	912828UU2	1,195,000.00	AA+	Aaa	02/26/15	02/27/15	1,184,450.39	1.04	24.49	1,186,443.60	1,193,288.76
US TREASURY NOTES DTD 04/30/2013 0.625% 04/30/2018	912828UZ1	800,000.00	AA+	Aaa	04/28/15	04/30/15	793,562.50	0.90	2,092.39	794,450.46	795,896.00
US TREASURY NOTES DTD 07/31/2013 1.375% 07/31/2018	912828V00	875,000.00	AA+	Aaa	07/01/15	07/06/15	882,041.02	1.11	2,027.00	881,505.67	886,723.25
Security Type Sub-Total		15,690,000.00					15,696,217.21	0.80	25,766.43	15,681,961.47	15,733,773.34



Managed Account Detail of Securities Held

For the Month Ending **September 30, 2015**

CITY OF LAKEWOOD - 51260100

Security Type/Description Dated Date/Coupon/Maturity	CUSIP	Par	S&P Rating	Moody's Rating	Trade Date	Settle Date	Original Cost	YTM at Cost	Accrued Interest	Amortized Cost	Market Value
Municipal Bond / Note											
CA ST DEPT OF WATER TXBL REV BONDS DTD 09/27/2012 0.650% 12/01/2015	13066KX87	275,000.00	AAA	Aa1	09/19/12	09/27/12	275,000.00	0.65	595.83	275,000.00	275,156.75
UNIV OF CAL TXBL REV BONDS DTD 10/02/2013 0.907% 05/15/2016	91412GSX4	75,000.00	AA	Aa2	09/26/13	10/02/13	75,000.00	0.91	256.98	75,000.00	75,227.25
UNIV OF CAL TXBL REV BONDS DTD 03/14/2013 0.659% 05/15/2016	91412GPX7	100,000.00	AA	Aa2	02/28/13	03/14/13	100,000.00	0.66	248.96	100,000.00	100,152.00
Security Type Sub-Total		450,000.00					450,000.00	0.69	1,101.77	450,000.00	450,536.00
Federal Agency Collateralized Mortgage Obligation											
FNMA SERIES 2012-M13 ASQ2 DTD 09/01/2012 1.246% 08/01/2017	3136A8G38	561,521.58	AA+	Aaa	06/18/15	06/23/15	563,605.34	0.99	583.05	563,254.60	564,280.34
FNMA SERIES 2015-M7 ASQ2 DTD 04/01/2015 1.550% 04/01/2018	3136ANJY4	170,000.00	AA+	Aaa	04/15/15	04/30/15	171,699.39	0.83	219.58	171,417.47	171,426.81
Security Type Sub-Total		731,521.58					735,304.73	0.95	802.63	734,672.07	735,707.15
Federal Agency Bond / Note											
FNMA NOTES DTD 08/19/2011 1.250% 09/28/2016	3135G0CM3	280,000.00	AA+	Aaa	10/01/13	10/03/13	284,135.60	0.75	29.17	281,383.66	282,241.96
FNMA NOTES DTD 08/19/2011 1.250% 09/28/2016	3135G0CM3	415,000.00	AA+	Aaa	10/01/13	10/03/13	421,227.53	0.74	43.23	417,083.40	418,322.91
FHLB NOTES DTD 08/07/2014 0.500% 09/28/2016	3130A2T97	975,000.00	AA+	Aaa	08/06/14	08/07/14	972,806.25	0.61	40.63	973,980.35	975,742.95
FHLB GLOBAL NOTES DTD 05/15/2015 0.625% 05/30/2017	3130A5EP0	710,000.00	AA+	Aaa	05/14/15	05/15/15	709,410.70	0.67	1,491.49	709,518.96	710,071.71
FREDDIE MAC GLOBAL NOTES DTD 06/25/2012 1.000% 07/28/2017	3137EADJ5	755,000.00	AA+	Aaa	08/12/14	08/14/14	754,949.41	1.00	1,321.25	754,969.07	760,106.82
Security Type Sub-Total		3,135,000.00					3,142,529.49	0.75	2,925.77	3,136,935.44	3,146,486.35



Managed Account Detail of Securities Held

For the Month Ending **September 30, 2015**

CITY OF LAKEWOOD - 51260100

Security Type/Description Dated Date/Coupon/Maturity	CUSIP	Par	S&P Rating	Moody's Rating	Trade Date	Settle Date	Original Cost	YTM at Cost	Accrued Interest	Amortized Cost	Market Value
Corporate Note											
PEPSICO INC GLOBAL NOTES DTD 02/28/2013 0.700% 02/26/2016	713448CE6	285,000.00	A	A1	02/25/13	02/28/13	284,900.25	0.71	193.96	284,986.43	285,295.55
JPMORGAN CHASE & CO GLOBAL NOTES DTD 02/26/2013 1.125% 02/26/2016	46623EJU4	800,000.00	A	A3	02/21/13	02/26/13	799,032.00	1.17	875.00	799,868.14	801,438.40
GLAXOSMITHKLINE CAP INC GLOBAL NOTES DTD 03/18/2013 0.700% 03/18/2016	377372AG2	550,000.00	A+	A2	09/27/13	10/02/13	549,609.50	0.73	139.03	549,925.92	550,770.55
WELLS FARGO & COMPANY DTD 07/29/2013 1.250% 07/20/2016	94974BFL9	545,000.00	A+	A2	07/22/13	07/29/13	544,476.80	1.28	1,343.58	544,856.78	547,345.68
BERKSHIRE HATHAWAY FIN GLOBAL NOTES DTD 08/15/2013 0.950% 08/15/2016	084664BX8	490,000.00	AA	Aa2	08/06/13	08/15/13	489,740.30	0.97	594.81	489,923.74	491,544.97
AMERICAN HONDA FINANCE GLOBAL NOTES DTD 10/10/2013 1.125% 10/07/2016	02665WAB7	315,000.00	A+	A1	10/03/13	10/10/13	313,903.80	1.24	1,712.81	314,622.89	316,059.35
PEPSICO CORP NOTES DTD 02/28/2014 0.950% 02/22/2017	713448CL0	675,000.00	A	A1	02/25/14	02/28/14	674,230.50	0.99	694.69	674,637.46	676,004.40
APPLE INC CORP NOTE DTD 05/06/2014 1.050% 05/05/2017	037833AM2	900,000.00	AA+	Aa1	04/29/14	05/06/14	899,523.00	1.07	3,806.25	899,744.42	903,466.80
JOHN DEERE CAPITAL CORP NOTES DTD 06/12/2014 1.125% 06/12/2017	24422ESN0	560,000.00	A	A2	06/09/14	06/12/14	559,736.80	1.14	1,907.50	559,850.03	559,692.56
HSBC USA INC DTD 06/23/2014 1.300% 06/23/2017	40434CAA3	300,000.00	A	A2	06/16/14	06/23/14	299,544.00	1.35	1,061.67	299,735.19	299,478.00
CATERPILLAR FINANCIAL SE DTD 08/20/2014 1.250% 08/18/2017	14912L6D8	395,000.00	A	A2	08/13/14	08/20/14	394,802.50	1.27	589.76	394,875.06	395,778.15
AMERICAN EXPRESS CREDIT CORP NOTES DTD 09/23/2014 1.550% 09/22/2017	0258M0DR7	200,000.00	A-	A2	09/18/14	09/23/14	199,732.00	1.60	77.50	199,821.96	200,553.80
IBM CORP NOTES DTD 02/06/2015 1.125% 02/06/2018	459200HZ7	900,000.00	AA-	Aa3	02/03/15	02/06/15	897,255.00	1.23	1,546.88	897,844.03	897,822.00
MCDONALDS CORP NOTES DTD 02/29/2008 5.350% 03/01/2018	58013MEE0	325,000.00	A-	A3	04/01/15	04/07/15	362,612.25	1.27	1,448.96	356,440.06	354,115.13



Managed Account Detail of Securities Held

For the Month Ending **September 30, 2015**

CITY OF LAKEWOOD - 51260100

Security Type/Description Dated Date/Coupon/Maturity	CUSIP	Par	S&P Rating	Moody's Rating	Trade Date	Settle Date	Original Cost	YTM at Cost	Accrued Interest	Amortized Cost	Market Value
Corporate Note											
EXXON MOBIL CORP NOTES DTD 03/06/2015 1.305% 03/06/2018	30231GAL6	750,000.00	AAA	Aaa	03/04/15	03/06/15	750,000.00	1.31	679.69	750,000.00	751,770.00
AMERICAN HONDA FINANCE CORP NOTES DTD 03/13/2015 1.500% 03/13/2018	02665WAT8	335,000.00	A+	A1	03/10/15	03/13/15	334,551.10	1.55	251.25	334,631.88	334,418.44
CONOCOPHILLIPS COMPANY CORP NOTE DTD 05/18/2015 1.500% 05/15/2018	20826FAL0	125,000.00	A	A2	05/13/15	05/18/15	124,985.00	1.50	692.71	124,986.78	124,884.63
BANK OF NEW YORK MELLON CORP DTD 05/29/2015 1.600% 05/22/2018	06406HDB2	725,000.00	A+	A1	05/22/15	05/29/15	724,934.75	1.60	3,931.11	724,941.51	723,559.43
CISCO SYSTEMS INC CORP NOTE DTD 06/17/2015 1.650% 06/15/2018	17275RAU6	625,000.00	AA-	A1	06/10/15	06/17/15	624,893.75	1.66	2,979.17	624,903.68	629,553.13
TOYOTA MOTOR CREDIT CORP DTD 07/13/2015 1.550% 07/13/2018	89236TCP8	375,000.00	AA-	Aa3	07/08/15	07/13/15	374,681.25	1.58	1,259.38	374,703.82	376,707.75
Security Type Sub-Total		10,175,000.00					10,203,144.55	1.24	25,785.71	10,201,299.78	10,220,258.72

Certificate of Deposit											
WESTPAC BANKING CORP NY LT FLOAT CD DTD 04/17/2014 0.469% 04/15/2016	96121TWF1	725,000.00	AA-	Aa2	04/16/14	04/17/14	725,000.00	0.41	736.41	725,000.00	725,282.75
BANK OF NOVA SCOTIA HOUS CD FLOAT DTD 06/13/2014 0.512% 06/10/2016	06417HMU7	725,000.00	A+	Aa2	06/11/14	06/13/14	724,562.10	0.28	216.53	724,847.82	724,847.75
HSBC BANK USA NA CD DTD 02/13/2015 0.880% 08/15/2016	40428AC54	550,000.00	A-1+	P-1	02/11/15	02/13/15	550,000.00	0.88	605.00	550,000.00	550,622.05
CANADIAN IMPERIAL BANK NY YCD DTD 04/10/2015 1.010% 04/06/2017	13606JYY9	725,000.00	A-1	P-1	04/06/15	04/10/15	725,000.00	1.01	3,478.19	725,000.00	724,137.25
RABOBANK NEDERLAND NV CERT DEPOS DTD 04/27/2015 1.070% 04/21/2017	21684BXH2	900,000.00	A-1	P-1	04/22/15	04/27/15	900,000.00	1.07	4,119.50	900,000.00	898,362.00
NORDEA BANK FINLAND NY CD DTD 05/29/2015 1.150% 05/26/2017	65558LFA5	725,000.00	AA-	Aa3	05/27/15	05/29/15	725,000.00	1.15	2,894.97	725,000.00	723,463.00
TORONTO DOMINION BANK NY YCD DTD 06/19/2015 1.240% 06/16/2017	89113ESN7	725,000.00	AA-	Aa1	06/16/15	06/19/15	725,000.00	1.25	2,572.14	725,000.00	725,949.75



Managed Account Detail of Securities Held

For the Month Ending **September 30, 2015**

CITY OF LAKEWOOD - 51260100

Security Type/Description	Dated Date/Coupon/Maturity	CUSIP	Par	S&P Rating	Moody's Rating	Trade Date	Settle Date	Original Cost	YTM at Cost	Accrued Interest	Amortized Cost	Market Value
Certificate of Deposit												
US BANK NA CINCINNATI (CALLABLE) CD DTD 09/11/2014 1.375% 09/11/2017		90333VPF1	725,000.00	AA-	A1	09/09/14	09/11/14	723,832.75	1.41	553.82	724,242.78	723,966.88
Security Type Sub-Total			5,800,000.00					5,798,394.85	0.94	15,176.56	5,799,090.60	5,796,631.43
Managed Account Sub-Total			35,981,521.58					36,025,590.83	0.94	71,558.87	36,003,959.36	36,083,392.99
Securities Sub-Total			\$35,981,521.58					\$36,025,590.83	0.94%	\$71,558.87	\$36,003,959.36	\$36,083,392.99
Accrued Interest												\$71,558.87
Total Investments												\$36,154,951.86



Managed Account Fair Market Value & Analytics

For the Month Ending **September 30, 2015**

CITY OF LAKEWOOD - 51260100

Security Type/Description	Dated Date/Coupon/Maturity	CUSIP	Par	Broker	Next Call Date	Market Price	Market Value	Unreal G/L On Cost	Unreal G/L Amort Cost	Effective Duration	Duration to Worst at Mkt	YTM
U.S. Treasury Bond / Note												
US TREASURY NOTES	DTD 11/30/2011 0.875% 11/30/2016	912828RU6	1,775,000.00	CITIGRP		100.51	1,783,990.38	(4,738.14)	3,770.39	1.16	1.16	0.44
US TREASURY NOTES	DTD 11/30/2011 0.875% 11/30/2016	912828RU6	2,080,000.00	BARCLAYS		100.51	2,090,535.20	(7,339.80)	3,544.74	1.16	1.16	0.44
US TREASURY NOTES	DTD 01/03/2012 0.875% 12/31/2016	912828RX0	1,150,000.00	MERRILL		100.50	1,155,764.95	1,452.45	3,146.14	1.24	1.24	0.47
US TREASURY NOTES	DTD 05/31/2012 0.625% 05/31/2017	912828SY7	2,000,000.00	CITIGRP		100.07	2,001,484.00	12,577.75	7,686.24	1.65	1.65	0.58
US TREASURY NOTES	DTD 07/02/2012 0.750% 06/30/2017	912828TB6	675,000.00	MORGANST		100.27	676,854.23	2,539.77	2,305.79	1.73	1.73	0.59
US TREASURY NOTES	DTD 07/31/2012 0.500% 07/31/2017	912828TG5	700,000.00	BARCLAYS		99.82	698,705.70	4,557.26	3,051.46	1.82	1.82	0.60
US TREASURY NOTES	DTD 07/31/2012 0.500% 07/31/2017	912828TG5	1,900,000.00	WELLSFAR		99.82	1,896,486.90	2,498.62	919.26	1.82	1.82	0.60
US TREASURY NOTES	DTD 09/30/2010 1.875% 09/30/2017	912828PA2	690,000.00	MORGANST		102.42	706,693.17	(610.74)	5,375.42	1.97	1.97	0.66
US TREASURY NOTES	DTD 04/01/2013 0.750% 03/31/2018	912828UU2	700,000.00	MERRILL		99.86	698,997.60	4,056.19	3,203.64	2.47	2.47	0.81
US TREASURY NOTES	DTD 04/01/2013 0.750% 03/31/2018	912828UU2	1,150,000.00	JPMCHASE		99.86	1,148,353.20	6,708.67	5,300.51	2.47	2.47	0.81
US TREASURY NOTES	DTD 04/01/2013 0.750% 03/31/2018	912828UU2	1,195,000.00	MORGANST		99.86	1,193,288.76	8,838.37	6,845.16	2.47	2.47	0.81
US TREASURY NOTES	DTD 04/30/2013 0.625% 04/30/2018	912828UZ1	800,000.00	JPMCHASE		99.49	795,896.00	2,333.50	1,445.54	2.55	2.55	0.83
US TREASURY NOTES	DTD 07/31/2013 1.375% 07/31/2018	912828VO0	875,000.00	HSBC		101.34	886,723.25	4,682.23	5,217.58	2.77	2.77	0.90
Security Type Sub-Total			15,690,000.00				15,733,773.34	37,556.13	51,811.87	1.81	1.81	0.62
Municipal Bond / Note												
CA ST DEPT OF WATER TXBL REV BONDS	DTD 09/27/2012 0.650% 12/01/2015	13066KX87	275,000.00	MORGANST		100.06	275,156.75	156.75	156.75	0.17	0.17	0.31
UNIV OF CAL TXBL REV BONDS	DTD 10/02/2013 0.907% 05/15/2016	91412GSX4	75,000.00	BARCLAYS		100.30	75,227.25	227.25	227.25	0.62	0.62	0.42



Managed Account Fair Market Value & Analytics

For the Month Ending **September 30, 2015**

CITY OF LAKEWOOD - 51260100

Security Type/Description	Dated Date/Coupon/Maturity	CUSIP	Par	Broker	Next Call Date	Market Price	Market Value	Unreal G/L On Cost	Unreal G/L Amort Cost	Effective Duration	Duration to Worst at Mkt	YTM
Municipal Bond / Note												
UNIV OF CAL TXBL REV BONDS		91412GPX7	100,000.00	JPMCHASE		100.15	100,152.00	152.00	152.00	0.62	0.62	0.42
DTD 03/14/2013 0.659% 05/15/2016												
Security Type Sub-Total			450,000.00				450,536.00	536.00	536.00	0.35	0.35	0.35
Federal Agency Collateralized Mortgage Obligation												
FNMA SERIES 2012-M13 ASQ2		3136A8G38	561,521.58	MORGANST		100.49	564,280.34	675.00	1,025.74	1.64	1.67	0.90
DTD 09/01/2012 1.246% 08/01/2017												
FNMA SERIES 2015-M7 ASQ2		3136ANJY4	170,000.00	GOLDMAN		100.84	171,426.81	(272.58)	9.34	2.33	2.29	1.14
DTD 04/01/2015 1.550% 04/01/2018												
Security Type Sub-Total			731,521.58				735,707.15	402.42	1,035.08	1.80	1.81	0.96
Federal Agency Bond / Note												
FNMA NOTES		3135G0CM3	280,000.00	BARCLAYS		100.80	282,241.96	(1,893.64)	858.30	0.99	0.99	0.44
DTD 08/19/2011 1.250% 09/28/2016												
FNMA NOTES		3135G0CM3	415,000.00	BNP PARI		100.80	418,322.91	(2,904.62)	1,239.51	0.99	0.99	0.44
DTD 08/19/2011 1.250% 09/28/2016												
FHLB NOTES		3130A2T97	975,000.00	MORGANST		100.08	975,742.95	2,936.70	1,762.60	0.99	0.99	0.42
DTD 08/07/2014 0.500% 09/28/2016												
FHLB GLOBAL NOTES		3130A5EP0	710,000.00	CITIGRP		100.01	710,071.71	661.01	552.75	1.65	1.65	0.62
DTD 05/15/2015 0.625% 05/30/2017												
FREDDIE MAC GLOBAL NOTES		3137EADJ5	755,000.00	BARCLAYS		100.68	760,106.82	5,157.41	5,137.75	1.81	1.81	0.63
DTD 06/25/2012 1.000% 07/28/2017												
Security Type Sub-Total			3,135,000.00				3,146,486.35	3,956.86	9,550.91	1.34	1.34	0.52
Corporate Note												
PEPSICO INC GLOBAL NOTES		713448CE6	285,000.00	JPMCHASE		100.10	285,295.55	395.30	309.12	0.40	0.40	0.44
DTD 02/28/2013 0.700% 02/26/2016												
JPMORGAN CHASE & CO GLOBAL NOTES		46623EJU4	800,000.00	JPMCHASE		100.18	801,438.40	2,406.40	1,570.26	0.40	0.40	0.68
DTD 02/26/2013 1.125% 02/26/2016												



Managed Account Fair Market Value & Analytics

For the Month Ending **September 30, 2015**

CITY OF LAKEWOOD - 51260100

Security Type/Description	Dated Date/Coupon/Maturity	CUSIP	Par	Broker	Next Call Date	Market Price	Market Value	Unreal G/L On Cost	Unreal G/L Amort Cost	Effective Duration	Duration to Worst at Mkt	YTM
Corporate Note												
GLAXOSMITHKLINE CAP INC GLOBAL NOTES	DTD 03/18/2013 0.700% 03/18/2016	377372AG2	550,000.00	RBC CAP		100.14	550,770.55	1,161.05	844.63	0.47	0.47	0.40
WELLS FARGO & COMPANY	DTD 07/29/2013 1.250% 07/20/2016	94974BFL9	545,000.00	WELLSFAR		100.43	547,345.68	2,868.88	2,488.90	0.80	0.80	0.71
BERKSHIRE HATHAWAY FIN GLOBAL NOTES	DTD 08/15/2013 0.950% 08/15/2016	084664BX8	490,000.00	WELLSFAR		100.32	491,544.97	1,804.67	1,621.23	0.87	0.87	0.59
AMERICAN HONDA FINANCE GLOBAL NOTES	DTD 10/10/2013 1.125% 10/07/2016	02665WAB7	315,000.00	BARCLAYS		100.34	316,059.35	2,155.55	1,436.46	1.01	1.01	0.79
PEPSICO CORP NOTES	DTD 02/28/2014 0.950% 02/22/2017	713448CL0	675,000.00	CITIGRP		100.15	676,004.40	1,773.90	1,366.94	1.38	1.38	0.84
APPLE INC CORP NOTE	DTD 05/06/2014 1.050% 05/05/2017	037833AM2	900,000.00	DEUTSCHE		100.39	903,466.80	3,943.80	3,722.38	1.58	1.58	0.81
JOHN DEERE CAPITAL CORP NOTES	DTD 06/12/2014 1.125% 06/12/2017	24422ESN0	560,000.00	HSBC		99.95	559,692.56	(44.24)	(157.47)	1.67	1.67	1.16
HSBC USA INC	DTD 06/23/2014 1.300% 06/23/2017	40434CAA3	300,000.00	HSBC		99.83	299,478.00	(66.00)	(257.19)	1.70	1.70	1.40
CATERPILLAR FINANCIAL SE	DTD 08/20/2014 1.250% 08/18/2017	14912L6D8	395,000.00	CITIGRP		100.20	395,778.15	975.65	903.09	1.85	1.85	1.14
AMERICAN EXPRESS CREDIT CORP NOTES	DTD 09/23/2014 1.550% 09/22/2017	0258MODR7	200,000.00	DEUTSCHE		100.28	200,553.80	821.80	731.84	1.94	1.94	1.41
IBM CORP NOTES	DTD 02/06/2015 1.125% 02/06/2018	459200HZ7	900,000.00	CITIGRP		99.76	897,822.00	567.00	(22.03)	2.31	2.31	1.23
MCDONALDS CORP NOTES	DTD 02/29/2008 5.350% 03/01/2018	58013MEE0	325,000.00	SUSQUEHA		108.96	354,115.13	(8,497.12)	(2,324.93)	2.28	2.28	1.56
EXXON MOBIL CORP NOTES	DTD 03/06/2015 1.305% 03/06/2018	30231GAL6	750,000.00	JPMCHASE		100.24	751,770.00	1,770.00	1,770.00	2.39	2.39	1.21
AMERICAN HONDA FINANCE CORP NOTES	DTD 03/13/2015 1.500% 03/13/2018	02665WAT8	335,000.00	MORGANST		99.83	334,418.44	(132.66)	(213.44)	2.40	2.40	1.57
CONOCOPHILLIPS COMPANY CORP NOTE	DTD 05/18/2015 1.500% 05/15/2018	20826FAL0	125,000.00	MERRILL		99.91	124,884.63	(100.37)	(102.15)	2.55	2.55	1.54



Managed Account Fair Market Value & Analytics

For the Month Ending **September 30, 2015**

CITY OF LAKEWOOD - 51260100

Security Type/Description Dated Date/Coupon/Maturity	CUSIP	Par	Broker	Next Call Date	Market Price	Market Value	Unreal G/L On Cost	Unreal G/L Amort Cost	Effective Duration	Duration to Worst at Mkt	YTM
Corporate Note											
BANK OF NEW YORK MELLON CORP DTD 05/29/2015 1.600% 05/22/2018	06406HDB2	725,000.00	GOLDMAN		99.80	723,559.43	(1,375.32)	(1,382.08)	2.56	2.56	1.68
CISCO SYSTEMS INC CORP NOTE DTD 06/17/2015 1.650% 06/15/2018	17275RAU6	625,000.00	GOLDMAN		100.73	629,553.13	4,659.38	4,649.45	2.63	2.63	1.37
TOYOTA MOTOR CREDIT CORP DTD 07/13/2015 1.550% 07/13/2018	89236TCP8	375,000.00	JPMCHASE		100.46	376,707.75	2,026.50	2,003.93	2.71	2.71	1.38
Security Type Sub-Total		10,175,000.00				10,220,258.72	17,114.17	18,958.94	1.68	1.68	1.06
Certificate of Deposit											
WESTPAC BANKING CORP NY LT FLOAT CD DTD 04/17/2014 0.469% 04/15/2016	96121TWF1	725,000.00	GOLDMAN		100.04	725,282.75	282.75	282.75	0.25	0.54	0.39
BANK OF NOVA SCOTIA HOUS CD FLOAT DTD 06/13/2014 0.512% 06/10/2016	06417HMU7	725,000.00	GOLDMAN		99.98	724,847.75	285.65	(0.07)	0.25	0.69	0.53
HSBC BANK USA NA CD DTD 02/13/2015 0.880% 08/15/2016	40428AC54	550,000.00	HSBC		100.11	550,622.05	622.05	622.05	0.87	0.87	0.75
CANADIAN IMPERIAL BANK NY YCD DTD 04/10/2015 1.010% 04/06/2017	13606JYY9	725,000.00	GOLDMAN		99.88	724,137.25	(862.75)	(862.75)	1.51	1.51	1.08
RABOBANK NEDERLAND NV CERT DEPOS DTD 04/27/2015 1.070% 04/21/2017	21684BXH2	900,000.00	GOLDMAN		99.82	898,362.00	(1,638.00)	(1,638.00)	1.55	1.55	1.18
NORDEA BANK FINLAND NY CD DTD 05/29/2015 1.150% 05/26/2017	65558LFA5	725,000.00	MERRILL		99.79	723,463.00	(1,537.00)	(1,537.00)	1.65	1.65	1.04
TORONTO DOMINION BANK NY YCD DTD 06/19/2015 1.240% 06/16/2017	89113ESN7	725,000.00	TD SEC U		100.13	725,949.75	949.75	949.75	1.70	1.70	1.16
US BANK NA CINCINNATI (CALLABLE) CD DTD 09/11/2014 1.375% 09/11/2017	90333VPF1	725,000.00	US BANK	08/11/17	99.86	723,966.88	134.13	(275.90)	1.94	1.94	1.41
Security Type Sub-Total		5,800,000.00				5,796,631.43	(1,763.42)	(2,459.17)	1.24	1.33	0.96
Managed Account Sub-Total		35,981,521.58				36,083,392.99	57,802.16	79,433.63	1.62	1.64	0.79



Managed Account Fair Market Value & Analytics

For the Month Ending **September 30, 2015**

CITY OF LAKEWOOD - 51260100

Securities Sub-Total	\$35,981,521.58	\$36,083,392.99	\$57,802.16	\$79,433.63	1.62	1.64	0.79%
Accrued Interest		\$71,558.87					
Total Investments		\$36,154,951.86					



Managed Account Security Transactions & Interest

For the Month Ending **September 30, 2015**

CITY OF LAKEWOOD - 51260100

Transaction Type		Security Description	CUSIP	Par	Principal Proceeds	Accrued Interest	Total	Realized G/L Cost	Realized G/L Amort Cost	Sale Method
Trade	Settle									
INTEREST										
09/01/15	09/01/15	MCDONALDS CORP NOTES DTD 02/29/2008 5.350% 03/01/2018	58013MEE0	325,000.00	0.00	8,693.75	8,693.75			
09/01/15	09/25/15	FNMA SERIES 2015-M7 ASQ2 DTD 04/01/2015 1.550% 04/01/2018	3136ANJY4	170,000.00	0.00	219.58	219.58			
09/01/15	09/25/15	FNMA SERIES 2012-M13 ASQ2 DTD 09/01/2012 1.246% 08/01/2017	3136A8G38	565,408.89	0.00	587.08	587.08			
09/06/15	09/06/15	EXXON MOBIL CORP NOTES DTD 03/06/2015 1.305% 03/06/2018	30231GAL6	750,000.00	0.00	4,893.75	4,893.75			
09/10/15	09/10/15	BANK OF NOVA SCOTIA HOUS CD FLOAT DTD 06/13/2014 0.512% 06/10/2016	06417HMU7	725,000.00	0.00	856.35	856.35			
09/11/15	09/11/15	US BANK NA CINCINNATI (CALLABLE) CD DTD 09/11/2014 1.375% 09/11/2017	90333VPF1	725,000.00	0.00	4,984.38	4,984.38			
09/13/15	09/13/15	AMERICAN HONDA FINANCE CORP NOTES DTD 03/13/2015 1.500% 03/13/2018	02665WAT8	335,000.00	0.00	2,512.50	2,512.50			
09/18/15	09/18/15	GLAXOSMITHKLINE CAP INC GLOBAL NOTES DTD 03/18/2013 0.700% 03/18/2016	377372AG2	550,000.00	0.00	1,925.00	1,925.00			
09/22/15	09/22/15	AMERICAN EXPRESS CREDIT CORP NOTES DTD 09/23/2014 1.550% 09/22/2017	0258MODR7	200,000.00	0.00	1,550.00	1,550.00			
09/26/15	09/26/15	FNMA SERIES 2012-M13 ASQ2 DTD 09/01/2012 1.246% 08/01/2017	3136A8G38	0.00	0.00	57.83	57.83			
09/28/15	09/28/15	FNMA NOTES DTD 08/19/2011 1.250% 09/28/2016	3135G0CM3	415,000.00	0.00	2,593.75	2,593.75			
09/28/15	09/28/15	FHLB NOTES DTD 08/07/2014 0.500% 09/28/2016	3130A2T97	975,000.00	0.00	2,437.50	2,437.50			
09/28/15	09/28/15	FNMA NOTES DTD 08/19/2011 1.250% 09/28/2016	3135G0CM3	280,000.00	0.00	1,750.00	1,750.00			
09/30/15	09/30/15	US TREASURY NOTES DTD 04/01/2013 0.750% 03/31/2018	912828UU2	1,150,000.00	0.00	4,312.50	4,312.50			



Managed Account Security Transactions & Interest

For the Month Ending **September 30, 2015**

CITY OF LAKEWOOD - 51260100

Transaction Type		Security Description	CUSIP	Par	Principal Proceeds	Accrued Interest	Total	Realized G/L Cost	Realized G/L Amort Cost	Sale Method
Trade	Settle									
INTEREST										
09/30/15	09/30/15	US TREASURY NOTES DTD 04/01/2013 0.750% 03/31/2018	912828UU2	1,195,000.00	0.00	4,481.25	4,481.25			
09/30/15	09/30/15	US TREASURY NOTES DTD 09/30/2010 1.875% 09/30/2017	912828PA2	690,000.00	0.00	6,468.75	6,468.75			
09/30/15	09/30/15	US TREASURY NOTES DTD 04/01/2013 0.750% 03/31/2018	912828UU2	700,000.00	0.00	2,625.00	2,625.00			
Transaction Type Sub-Total				9,750,408.89	0.00	50,948.97	50,948.97			
PAYDOWNS										
09/01/15	09/25/15	FNMA SERIES 2012-M13 ASQ2 DTD 09/01/2012 1.246% 08/01/2017	3136A8G38	3,887.31	3,887.31	0.00	3,887.31	(14.43)	0.00	
Transaction Type Sub-Total				3,887.31	3,887.31	0.00	3,887.31	(14.43)	0.00	
Managed Account Sub-Total					3,887.31	50,948.97	54,836.28	(14.43)	0.00	
Total Security Transactions					\$3,887.31	\$50,948.97	\$54,836.28	(\$14.43)	\$0.00	

**D
I
V
I
D
E
R
S
H
E
E
T**

COUNCIL AGENDA
October 27, 2015

TO: The Honorable Mayor and City Council

SUBJECT: Agreement with Macerich for Lakewood Sheriff's Community Safety Center

INTRODUCTION

Since June 2002 the City has leased space from Macerich Lakewood, LLC., owner of the Lakewood Center Mall, for the Lakewood Sheriff's Community Safety Center. When the lease expired September 30, 2014, and was not extended, we began renting month to month while exploring options for relocating the office. Macerich Lakewood, LLC. has completed renovation of their security office and has built out a separate office area for use as the Safety Center.

STATEMENT OF FACTS

Macerich Lakewood, LLC. has completed the renovation of their security office site, which includes separate office space that can house the Lakewood Sheriff's Community Safety Center. The location includes approximately 1300 square feet of shared space and about 375 square feet of space for the Safety Center.


The separate office provides space for work stations for the two deputies assigned to the mall, a lobby, reception desk, and area for public live scan and kid print services. The shared space allows for storage of the two T-3's and four bicycles used by deputies at the mall. In addition, there is a shared kitchen, bathroom, lobby, and computer server room.

Macerich Lakewood, LLC. has presented an agreement to occupy the space commencing November 1, 2015, and terminating October 31, 2025. The agreement can be terminated by either party with a 90 day written notice. The City will have no obligation to Macerich to pay rent or maintenance fees for use of the space. We will be responsible for custodial maintenance of Safety Center, which will be done by city hall maintenance staff and our onsite personnel.

RECOMMENDATION

It is recommended that the City Council approve the agreement with Macerich Lakewood, LLC. for the relocation of the Lakewood Sheriff's Community Safety Center in a form approved by the City Attorney and authorize the Mayor and the City Clerk to execute the agreement.

Carol Flynn Jacoby
Deputy City Manager



Howard L. Chambers
City Manager



**D
I
V
I
D
E
R

S
H
E
E
T**

COUNCIL AGENDA

October 27, 2015

TO: The Honorable Mayor and City Council

SUBJECT: Change Order Authorization – Del Valle Memorial Project
Public Works Contract 2014-05

INTRODUCTION

EC Construction, the Contractor on Public Works Contract 14-05, has completed work which included demolition, earthwork, specialized paving and concrete work, monument structures, lighting system, landscaping and other miscellaneous improvements. EC Construction's contract is still open pending the change order authorization for additional work required to complete the Memorial and installation of additional engraved memorial and community bricks.

STATEMENT OF FACTS

On February 10, 2015, the Council awarded Public Works Contract 2014-05 to EC Construction, in the amount of \$845,050 for improvements to the existing Del Valle Memorial.

In awarding the contract, Council authorized staff to approve a cumulative total of change orders as necessary not to exceed \$85,000. Six (6) change orders (COs) were negotiated throughout the construction period in the total amount of \$85,057 and were issued for airplane up-lighting, community brick paver expansion, construction fencing, irrigation, sod and additional electrical for the airplane. In the final days before Memorial Day, Staff worked with the contractor to complete the project on time, knowing that there would be a request for additional payment for last minute charges.

Del Valle Memorial:

Additional expenses for change orders 7-11 totaled \$21,410 for modifications to electrical performed by the electrical sub-contractor. The work involved installation of an additional 2" conduit from the Del Valle Snack Bar to the new lighting control pedestal, sub-contractor overtime for lighting adjustments needed for the Del Valle Memorial Day ceremonies, relocation of (3) runway lights, conduit re-routing around the specialized concrete and conduit modifications based on drawing revisions. Staff carefully reviewed and vetted the additional payment requested for these costs and verified that they are in fair and accurate. The final cost for the construction contract was \$951,517; therefore, additional funding of \$21,477 is needed.

Engraved Memorial and Community Bricks:

Since the Del Valle Memorial dedication ceremony in May 2015, the public purchased (376) Veteran's bricks and (63) community bricks for a total of (439) bricks. Change order 12 in the amount of \$9,805 will be to remove (439) blank bricks, level the sand beds, and install the


engraved bricks in their appropriate locations as directed by Staff. Proceeds from brick sales are directed to the Del Valle Memorial maintenance fund. The maintenance fund is used for brick purchases, brick engraving services, brick installation and general maintenance for the memorial. Staff requests that \$9,805 be transferred from the Memorial Maintenance fund for the installation of the new bricks.

RECOMMENDATION

Staff recommends that the City Council:

- (1) Ratify Change Order Nos. 7 to 11 in the net additional amount of \$21,410 to Public Works Contract 2014-05.
- (2) Authorize Change Order No. 12 in the amount of \$9,805 for engraved brick installation.

Lisa Ann Rapp 
Director of Public Works

Howard L. Chambers 
City Manager

**D
I
V
I
D
E
R
S
H
E
E
T**

Public Hearings

TO: The Honorable Mayor and City Council

SUBJECT: Award of Bid – Public Works Contract 2015-02-R
Palms Community Center Improvements Project

INTRODUCTION

On September 30, 2015 the City Clerk received 5 bids for improvements to the Palms Park Community Center. The work generally consists of removal and replacement of exterior and interior steel window systems, tenant improvements at two existing office locations, new flooring in lobby area and exercise room, and parking lot improvements in order to provide accessible parking stalls and accessible path of travel. Staff recommends the contract be awarded to the lowest responsible bidder.

STATEMENT OF FACTS

Eight contractors qualified to bid this project by being plan holders and attending the pre-bid conference meetings on July 14, 2015 and September 15, 2015 for PW-2015-02 and for PW-2015-02-R respectively. Seven Contractors obtained the plans and specifications and five submitted bid proposals. The base bids ranged from \$277,365 to \$323,823. The architect's estimate for the work was \$290,000 and the low bidder was \$12,635 under this estimate. A summary of the bids are as follows:

R Dependable Construction	\$ 277,365.00
Omega Contractors	\$ 296,077.00
Marjani Builders Inc.	\$ 297,000.00
Kazoni Construction	\$ 307,633.00
Norse Corporation	\$ 323,823.00

A Bid Protest letter was received from the second lowest bidder, Omega Contracting. Omega's reasons given for their protest are listed below. Staff contacted R-Dependable regarding the issues raised by Omega and requested their response, which is included in after each numbered protest issue.

1. Omega stated that R-Dependable submitted incorrect bid forms. Bid page B-3 was submitted instead of page B-3R as required by Addendum No.1. As a result, Omega states R-Dependable did not include costs for resilient flooring deeming the bid materially different.

R-Dependable confirmed their bid did include the cost for the resilient flooring on bid page B-2, line item 7 in the flooring description, disproving Omega's claim that the bid is materially different.

2. Omega stated that R-Dependable listed Genesis Glass as the glazing contractor. Omega stated Genesis was not registered with the Department of Industrial Relations (DIR) 24 hours prior to the bid opening. Omega suggested this was not an inadvertent error but a willful violation.

Staff confirmed that Genesis Glass' registration with the DIR had not been renewed 24 hours prior to the bid opening on September 30th, 2015 and immediately notified R-Dependable of which they informed Genesis Glass. Subsequently, Genesis Glass re-registered immediately with the DIR and now holds registration status that is current from October 2, 2015 through June 30, 2016. Genesis Glass not being registered with the DIR 24 hours prior to the bid opening on September 30th, 2015 was an inadvertent error, therefore R-Dependable is not prohibited from engaging in the performance of the required work.

3. Omega stated that R-Dependable did not list a sub-contractor for cabinets and millwork, and further stated that R-Dependable is not a licensed cabinet contractor and therefore cannot self perform the work. Additionally, Omega stated that R-Dependable's price for fabrication and installation of the cabinets exceeds 1/2% of the total bid price.

R-Dependable responded that they are buying pre-fabricated cabinets and installing them with their own forces, and that the cost does not exceed 1/2 of 1%. If the cost is less than 1/2 of 1%, then a sub need not be listed.

The City Attorney was consulted regarding Omega's protest and advised there is no legal justification to reject R-Dependable as a non-responsive bidder. The City sent a response letter to Omega Contractors advising of Staff's recommendation that the protest letter be rejected.

References contacted by Staff provided favorable comments on the quality of R-Dependable's work and they have completed similar public works improvement projects for surrounding cities in Southern California. As required by the bid documents, the Contractor's bonding company is admitted and licensed in California. R-Dependable's bid irregularities did not have any adverse effect on Staff's ability to thoroughly perform the bid qualification process. Staff recommends the contract be awarded to R-Dependable.

At the Council meeting on August 25, 2015, Staff recommended that the funding allotment be changed from CDBG, Proposition A and General Fund to Proposition A and General Fund only.

The project is primarily funded by the City's General Fund and the Metro Transportation Fund (Proposition A). As broken down in the following table, the total project cost is \$431,776. There is a current allotment in the Proposition A and General Funds of \$52,626 and \$21,432 respectively. The estimated project costs include approximately 15% contingency on the construction cost, as well as the purchase of new fixtures, furniture and equipment, abatement of ACBM's, inspection, testing, and miscellaneous expenses.

		Proposition A	General Fund
Construction	\$290,746	\$116,244	\$174,502
Consultant Fees	\$15,400	-	\$15,400
Testing/Inspection/Abatement	\$32,190	-	\$32,190
Furniture/Fixtures/Equipment	\$40,000	\$40,000	-
Miscellaneous	\$9,440	-	\$9,440
Sub-Total Project Costs	\$387,776	\$156,244	\$231,532
Contingency	\$44,000	\$17,400	\$26,000
Total Project Costs	\$431,776	\$173,644	\$257,532
Current Funding	(\$74,058)	(\$52,626)	(\$21,432)
Additional Funding Required	\$357,718	\$121,018	\$236,100

An additional appropriation for Proposition A in the amount of \$121,018 will be required and City General Fund will be needed for the balance of the work in the amount of \$236,100; for a grand-total additional appropriation of \$357,718.

SUMMARY


Bids have been received on Public Works Contract 2015-02-R. Staff recommends the contract be awarded to the lowest responsible bidder, R-Dependable Inc, that the bid protest be rejected, the bid irregularities be waived and that the agreements for architectural, construction phase support services and the full scope of work be funded. R-Dependable Inc.’s references have been checked and are satisfactory.

RECOMMENDATION

That the City Council:

- (1) Adopt the plans, specifications, Addenda and working details for the subject project.
- (2) Reject the bid protest submitted by Omega Contractors.
- (3) Waive the minor irregularities in R-Dependable’s bid.
- (4) Award the contract for the Palms Community Center Improvements Project to R-Dependable Construction in the amount of \$277,365.00 and authorize the Mayor to sign the contract in a form approved by the City Attorney.
- (5) Authorize the Director of Public Works to approve a cumulative total of change orders as necessary not to exceed \$44,000.
- (6) Appropriate \$121,018 of Proposition A funds and \$236,100 of General Funds for this project.

Lisa Ann Rapp 
 Director of Public Works

Howard L. Chambers 
 City Manager

**D
I
V
I
D
E
R

S
H
E
E
T**

COUNCIL AGENDA

October 27, 2015

TO: The Honorable Mayor and City Council

SUBJECT: Award of Bid – Public Works Contract 2015-05
The Centre at Sycamore Plaza – Boilers Replacement

INTRODUCTION

On October 14, 2015 the City Clerk received three bids for replacement of the hydronic and domestic boilers at the Centre. The work consists of removal of the existing seventeen year old hydronic and domestic boilers and related equipment, removal of the existing air compressor that is no longer in use, installation of the new high efficient domestic and hydronic boilers with related equipment and piping, electrical upgrades and structural straps to secure the boilers.

STATEMENT OF FACTS

Four contractors qualified to bid this project by purchasing the plans and specifications and attending the pre-bid conference meeting on September 28, 2015. Three Contractors submitted bid proposals. The base bids ranged from \$121,921 to \$180,000. The architect's estimate for the work was \$175,000 and the low bidder was \$53,079 under this estimate.

RKDM Environmental Energy Services	\$ 121,921.00
Manley's Boilers	\$ 169,995.69
Air-Ex Air Conditioning Inc.	\$ 180,000.00

There are sufficient funds available in the budget to complete this project.

SUMMARY


Bids have been received on Public Works Contract 2015-05. Staff recommends the contract be awarded to the lowest responsible bidder, RKDM Environmental Energy Services, and that the agreements for architectural and the full scope of work be funded. RKDM Environmental Energy Services references have been checked and are satisfactory.

RECOMMENDATION

That the City Council:

- (1) Adopt the plans, specifications, Addenda and working details for the subject project.
- (2) Award a contract for the "The Centre at Sycamore Plaza Boiler Replacement", Public Works Contract 2015-05, in the amount of \$121,921 to RKDM Environmental Energy Services and authorize the Mayor to sign the contract in a form approved by the City Attorney.

- (3) Authorize the Director of Public Works to approve a cumulative total of change orders, as necessary not to exceed \$25,000.
- (4) Ratify \$11,077 in expenses paid to Meyer & Associates for architectural and construction support services.
- (5) Ratify \$2,845 in expenses paid to MHP Structural Engineers for engineering services.

Lisa Ann Rapp 
Director of Public Works

Howard L. Chambers
City Manager



**D
I
V
I
D
E
R
S
H
E
E
T**

Legislation

ORDINANCE NO. 2015-8

AN ORDINANCE OF THE CITY COUNCIL OF THE CITY OF LAKEWOOD REPEALING, PART 11 OF CHAPTER 3 OF ARTICLE IX OF THE LAKEWOOD MUNICIPAL CODE REGARDING ADDITIONAL AMENDMENT PROCEDURES FOR ZONING RELATED APPLICATIONS

WHEREAS, the City of Lakewood (“City”) is authorized by California Constitution, Article XI, Section 7 to make and enforce within its limits all local and other ordinances and regulations not in conflict with general laws;

WHEREAS, State of California Government Code Sections 65853, 65854, 65856, 65857 and 65090, provide sufficient direction to the City declaring appropriate procedures to process amendments to zoning regulations and development standards;

WHEREAS, the current procedures for processing amendments to the zoning regulations and development standards established by Chapter 3 of Article IX of the Lakewood Municipal Code are an unnecessary additional layer of procedure that is both time consuming and cumbersome;

THE CITY COUNCIL OF THE CITY OF LAKEWOOD DOES ORDAIN AS FOLLOWS:

SECTION 1. Part 11 of Chapter 3 of Article IX of the Lakewood Municipal Code is hereby repealed in its entirety.

SECTION 2. If any section, subsection, sentence, clause, phrase, or portion of this Ordinance is for any reason held to be invalid or unconstitutional by the decision of any court of competent jurisdiction, such decision shall not affect the validity of the remaining portions of this Ordinance. The City Council hereby declares that it would have adopted this Ordinance, and each section, subsection, subdivision, sentence, clause, phrase or portion thereof, irrespective of the fact that any one or more sections, subsections, subdivisions, sentences, clauses, phrases or portions might subsequently be declared invalid or unconstitutional.

SECTION 3. The City Clerk shall certify to the adoption of this Ordinance. The City Council hereby finds and determines there are no newspapers of general circulation both published and circulated within the City and, in compliance with Section 36933 of the Government Code, directs the City Clerk to cause said Ordinance within fifteen (15) days after its passage to be posted in at least three (3) public places within the City as established by Ordinance.

ADOPTED AND APPROVED this ____ day of _____, 2015, by the following roll call vote:

	AYES	NAYS	ABSENT
Council Member DuBois	_____	_____	_____
Council Member Rogers	_____	_____	_____
Council Member Piazza	_____	_____	_____
Council Member Croft	_____	_____	_____
Mayor Wood	_____	_____	_____

Mayor

ATTEST:

City Clerk

**D
I
V
I
D
E
R
S
H
E
E
T**

Reports

TO: The Honorable Mayor and City Council

SUBJECT: 2015 Halloween Carnivals

INTRODUCTION

Halloween carnivals featured at eight parks throughout the city are among the most well attended city events of the year. It is estimated that over 15,000 children and adults will participate in this year's annual event on Saturday, October 31 from 6:00 p.m. to 8:30 p.m.

STATEMENT OF FACTS

Halloween carnivals have been a Lakewood tradition since 1956 when Mayfair Park hosted the first city-wide event. In 1957, three additional carnivals were coordinated at Bolivar, San Martin, and Del Valle Parks. Halloween attractions were later added at Biscailuz, Bloomfield, Boyar, and Palms Parks, thus creating a safe destination within walking distance of most neighborhoods in the city.

Carnival elements, including game booths and decorations, are centered on a popular theme that is quickly recognized by preschoolers and elementary school-age children. More common themes are related to popular movies and cartoon characters widely adored by youngsters. This year's themes are listed below.

- "Inside Out" - Biscailuz, Mayfair and Palms Park
- "The Minions" - Bloomfield, Boyar and San Martin Parks
- Pixar Movies - Bolivar Park
- California Dreamin' - Del Valle Park

Collectively, carnival elements feature over 200 game booths for preschool and school-age children. Game booth participants are awarded age-appropriate candy or a novelty prize for their participation. Specialty contests are also scheduled throughout the evening. The highlight of the evening is a costume contest and parade beginning at 7:00 p.m. The showcase of costumes provides a stage for participants of all ages to be recognized for their individualism in costume selection.

A "Red Ribbon Booth" to promote a drug free society has become a carnival staple since the early 90s. Children of all ages can play a carnival game inside the booth and win a selection of prizes promoting a drug free message.

Appropriately scary haunted houses are a popular attraction at Bolivar, Del Valle, Palms and San Martin Parks. Haunted houses are specially designed for children 6 to 11 years old and will be open from 6:00 p.m. to 8:00 p.m.

To further augment and support the larger attendance at Mayfair and Bolivar Parks, inflatable slides and bouncers will complement the carnival. These affordable fee-based attractions have become a main attraction since the department introduced the concept in 2007.

The success of each carnival is dependent upon the assistance received from the Lakewood community volunteers. It is anticipated that over 400 volunteers will provide over 2,200 hours of service in working


Council Agenda
2015 Halloween Carnivals
October 27, 2015
Page 2


more than 200 game booths. Sources of volunteers throughout the community include Lakewood service organizations, church groups, and student organizations from area high schools and colleges.

Communicating this safe alternative for Halloween night is an important planning element. New vinyl banners were designed and are on display at the park facilities where carnivals are scheduled. Special event flyers were distributed to students at Lakewood's elementary schools. Those flyers are also available to the public at city facilities and Lakewood's libraries. Lastly, printed press and complementary photos were published in the RCS fall catalog, the Lakewood Living Magazine, the Lakewood Community News and online in Lakewood's e-Magazine. The combination of all these communication mediums ensures that residents have been thoroughly informed about the continued tradition of Halloween carnivals at city parks.

RECOMMENDATION

Staff recommends the Mayor and City Council receive and file the report.

Lisa Litzinger, Director
Recreation and Community Services 

Howard L. Chambers 
City Manager

**D
I
V
I
D
E
R

S
H
E
E
T**

*Housing
Successor*

**CITY OF LAKEWOOD SUCCESSOR AGENCY - HOUSING
FUND SUMMARY 10/8/2015**

In accordance with section 2521 of the Lakewood Municipal Code there is presented herewith a summary of obligations to be paid by voucher 63 through 63. Each of the following demands has been audited by the Director of Administrative Services and approved by the City Manager.

3901	HOUSING SUCCESSOR AGENCY	124.00
		<hr/>
		124.00

Council Approval

_____ Date

_____ City Manager

Attest

_____ City Clerk

_____ Director of Administrative Services

**CITY OF LAKEWOOD SUCCESSOR AGENCY - HOUSING
SUMMARY CHECK REGISTER**

<u>CHECK #</u>	<u>CHECK DATE</u>	<u>VEND #</u>	<u>VENDOR NAME</u>	<u>GROSS</u>	<u>DISC.</u>	<u>CHECK AMOUNT</u>
63	10/08/2015	40572	CHICAGO TITLE CO	124.00	0.00	124.00
			Totals:	<u>124.00</u>	<u>0.00</u>	<u>124.00</u>

**CITY OF LAKEWOOD SUCCESSOR AGENCY - HOUSING
FUND SUMMARY 10/15/2015**

In accordance with section 2521 of the Lakewood Municipal Code there is presented herewith a summary of obligations to be paid by voucher 64 through 64. Each of the following demands has been audited by the Director of Administrative Services and approved by the City Manager.

3901	HOUSING SUCCESSOR AGENCY	18,000.00
		<hr/>
		18,000.00

Council Approval

Date

City Manager

Attest

City Clerk

Director of Administrative Services

**CITY OF LAKEWOOD SUCCESSOR AGENCY - HOUSING
SUMMARY CHECK REGISTER**

<u>CHECK #</u>	<u>CHECK DATE</u>	<u>VEND #</u>	<u>VENDOR NAME</u>	<u>GROSS</u>	<u>DISC.</u>	<u>CHECK AMOUNT</u>
64	10/15/2015	4802	STODDARD. SHARYN AND	18,000.00	0.00	18,000.00
Totals:				<u>18,000.00</u>	<u>0.00</u>	<u>18,000.00</u>